



BURNET COUNTY EMERGENCY SERVICES DISTRICT #2  
P.O. BOX 249  
BUCHANAN DAM, TEXAS 78609-0249

**Minutes (Official) – April 22, 2021**

**1. (AI)<sup>1</sup> Call meeting to order**

*(AD)<sup>2</sup>At 10:04 a.m., April 22, 2021, the Regular Meeting of the Board of Emergency Service Commissioners of Burnet County Emergency Services District #2 was called to order in the Cassie Community Center, 3920 RR 690, Burnet, Texas 78611. Notice of this meeting (Enclosure 1) had been previously posted at the Burnet County Courthouse, the Cassie Community Center, and the Cassie VFD website ([www.cassievfd.com](http://www.cassievfd.com)) in compliance with the provisions of Chapter 551, Texas Government Code.*

**2. (AI) Establish a quorum**

*(AD) Board member in attendance were:*

*Ben Schneider*

*Richard Bremer*

*Sharon Barclay*

*Robbie Cheatham*

*Donna Kiley*



*Commissioner Schneider confirmed a quorum was present*

**3. (AI) Pledge of Allegiance**

*(AD) The quorum having been established, the Pledge of Allegiance to the United States was rendered with appropriate honors*

**4. (AI) Invocation**

*(AD) The Invocation was offered by Commissioner Bremer*

---

<sup>1</sup> AI – Agenda Item

<sup>2</sup> AD – Action and/or Discussion by BCESD-2Commissioners

**5. (AI) Welcome guests**

*(AD) Commissioner Schneider welcomed to the meeting:*

*CVFD EMS Lieutenant Laura Schneider*

*CVFD Chief Curtis*

**6. (AI) Comments from the Board and Public not scheduled on the agenda may speak, however no action can be taken on these items and the Board will not debate the comments at this meeting. Comments regarding specific agenda items should occur when the item is called**

*(AD) Commissioner Schneider called for comments from the Board or guests. No comments were offered.*

**7. (AI) Accept minutes from March 25, 2021 meeting**

*(AD) Commissioner Schneider called for corrections to the March 25, 2021 Meeting Minutes; with no additional changes the Minutes were accepted as presented.*

**8. (AI) Report from the Cassie VFD Chief**

- **Number and types of calls**
- **Training activity**
- **Other department activities**

*(AD) Chief Curtis reported for the month of March that Cassie VFD responded to 21 calls, 13 EMS/8 Fire; there were 10 Mutual Aid given/3 received. YTD Calls – 50 calls, 24 EMS/26 Fire; 20 Mutual Aid given/3 received. Average response time all calls 10.36 for March and 12.42 YTD; with In-District response of 6.57. Average personnel per call in March was 3.2. (Enclosure 2)*

*Chief Curtis reported that HVAC system was installed in the Office and Kitchen areas.*

**9. (AI) CVFD Financial Report**

*(AD) Lt. Schneider reported that the March balance in checking is \$91,328.26. Total expenses were \$28,638.03 which included items in FD, FD Grant, Capital Expenditures, and ESD. Lt. Schneider further explained costs by class and budget versus actual costs and reported that CVFD continues to run under-budget for the year. (Enclosure 3)*

**10. (AI) Approve budgeted Capital Expenditure, if appropriate**

*(AD) Chief Curtis and Lt. Schneider presented a revised budget to accommodate the purchase of the CAD system presented at the February and March meetings. Operations items such as Fire Suppressant Foam will be deleted and First Responder Supplies decreased. The Training Budget will also be amended. Funds were moved from the HVAC Capital Expense as the system cost was significantly less. Still needed is \$5234; CVFD plans to petition the County for \$5000 in County Aid that is set aside in the County budget. (Enclosure 4)*

**11. (AI) Treasurer Report for ESD #2**

*(AD) Commissioner Bremer presented the Treasurer's Report. The March 2021 balance was- CD \$156,459.26, Checking \$223,029.69, for a total of \$319,529.22. (Enclosure 5)*

*Commissioner Bremer explained the additional \$2500 in Sales Tax expense went to open a new Checking Account for Sales Tax Revenues. The funds remain with the ESD, just in a separate account.*

*There were no further questions; the Treasurer's Report was accepted as presented.*

**12. (AI) Discussion and/or action concerning the disbursement of ESD #2 funds**

*(AD) Commissioner Bremer reported completing the following disbursements:  
Appraisal District quarterly \$973.15  
CVFD quarterly disbursement  
Cassie Community Center for meeting expense*

**13. (AI) Progress update of the Sales Tax administration program for ESD #2.**

*(AD) Commissioner Barclay provided an update on the status of the administration of the Sales Tax program. She reported receiving the final listing of the Taxpayers in ESD #2 from the Comptroller's Office and will forward the list to the Commissioners. The Comptroller's Office also provided a link to search the data center for "raw" taxpayer information.*

*Commissioner Barclay encouraged attendees to review personal on-line orders and other statements for accuracy in tax; she reported finding one major business not taxing accurately and has reported it to the Comptroller.*

*Due to differences in when payments are received, the process will likely be lengthy in truly determining the impact of Sales Tax for ESD #2.*

**14. (AI) Progress update in selecting a credit card service provider**

*(AD) Commissioner Bremer reported contacting a credit card company and is waiting on a response.*

**15. (AI) Review Controllers request for information**

*(AD) Commissioner Schneider reported providing the annual update to the Comptroller regarding requested ESD demographics; these updates can only be made in the time period of January 1-April 1. Additionally, he reported receiving a US Census 2021 Annual Survey regarding the ESD; he has forwarded to Taber and Burnett for completion.*

**16. (AI) Calendar of Events for May 2021.**

**A. Approve Capital Expenditure, if appropriate**

*(AD) Commissioner Schneider presented upcoming topics for the May 2021 meeting.*

**17. (AI) Next meeting, at 10:00 AM on Thursday, May 27, 2021**

*(AD) Commissioner Schneider announced the next regular meeting of BCESD #2 for Thursday, May 27, 2021 at 10:00 a.m. Additionally, there was discussion related to a change in date for the July 2021 Meeting due to Commissioner Barclay being out of town. It was decided by consensus to change the meeting to July 15, 2021.*

**19. (AI) Adjourn**

*(AD) With no additional business, the BCESD#2 April 22, 2021 meeting was adjourned at 10:50 a.m. by Commissioner Schneider.*

Sharon K. Barclay  
Secretary  
Emergency Service District 2  
Burnet County  
April 22, 2021

Benjamin H. Schneider  
President  
Emergency Service District 2  
Burnet County  
April 22, 2021



BURNET COUNTY EMERGENCY SERVICES DISTRICT #2  
P.O. BOX 249  
BUCHANAN DAM, TEXAS 78609-0249

### NOTICE OF REGULAR MEETING

In compliance with the provisions of Chapter 551, Texas Government Code, notice is hereby given of a Regular Meeting of the Board of Emergency Services Commissioners of Burnet County Emergency Services District #2, to be held at the Cassie Community Center located at 3920 RR 690, Burnet, Texas, 78611 at 10:00 AM on Thursday, April 22, 2021. This agenda is posted in the Burnet County Courthouse, at the Cassie Community Center and on the [cassievfd.com](http://cassievfd.com) website.

The following agenda items will be discussed, considered and action taken as appropriate:

#### AGENDA

1. Call meeting to order. (Schneider)
2. Establish a quorum. (Schneider)
3. Pledge of Allegiance. (Schneider)
4. Invocation. (Schaefer)
5. Welcome guests. (Schneider)
6. Comments from the Board and Public not scheduled on the agenda may speak, however no action can be taken on these items and the Board will not debate the comments at this meeting. Comments regarding specific agenda items should occur when the item is called.
7. Accept minutes from March 25, 2021 meeting. (Schneider)
8. Report from the Cassie VFD Chief. (Curtis)
  - Number and Types of Calls.
  - Training Activity.
  - Other Department Activities.



BURNET COUNTY EMERGENCY SERVICES DISTRICT #2  
P.O. BOX 249  
BUCHANAN DAM, TEXAS 76809-0249

9. Cassie VFD Financial Report. (L. Schneider)
10. Review approved budgeted Capital expenditures, if appropriate. (Curtis)
11. ESD #2 Treasurer Report. (Bremer)
12. Discussion and/or action regarding the disbursement of funds. (Bremer)
13. Provide update of the Sales Tax administration program for ESD #2.  
(Barclay)
14. Progress update in selecting a credit card service provider. (Bremer)
15. Review Controller's request for information. (Schneider)
16. Calendar of events for May, 2021. (Schneider)
  - A. Review approved budgeted Capital expenditures.
17. Next meeting: 10:00 AM Thursday, May 27, 2021.
18. Adjourn.

Benjamin H. Schneider, President

**Cassie VFD/ Burnet ESD 2**  
 Burnet, TX  
 This report was generated on 4/16/2021 12:27:32 PM



**Incident Statistics**  
 Zone(s): All Zones | Start Date: 03/01/2021 | End Date: 03/31/2021

INCIDENT COUNT			
INCIDENT TYPE		# INCIDENTS	
EMS		13	
FIRE		8	
<b>TOTAL</b>		<b>21</b>	
TOTAL TRANSPORTS (N2 and N3)			
APPARATUS	# of APPARATUS TRANSPORTS	# of PATIENT TRANSPORTS	TOTAL # of PATIENT CONTACTS
<b>TOTAL</b>			
PRE-INCIDENT VALUE		LOSSES	
\$0.00		\$0.00	
CO CHECKS			
<b>TOTAL</b>			
MUTUAL AID			
Aid Type		Total	
Aid Given		10	
Aid Received		3	
OVERLAPPING CALLS			
# OVERLAPPING		% OVERLAPPING	
0		0	
LIGHTS AND SIREN - AVERAGE RESPONSE TIME (Dispatch to Arrival)			
Station	EMS	FIRE	
Cassie VFD-Elms Station	0:10:41	0:22:17	
<b>AVERAGE FOR ALL CALLS</b>		<b>0:12:43</b>	
LIGHTS AND SIREN - AVERAGE TURNOUT TIME (Dispatch to Enroute)			
Station	EMS	FIRE	
Cassie VFD-Elms Station	0:02:29	0:06:15	
<b>AVERAGE FOR ALL CALLS</b>		<b>0:03:06</b>	
AGENCY		AVERAGE TIME ON SCENE (MM:SS)	
Cassie VFD/ Burnet ESD 2		46:48	

Only Reviewed Incidents included. EMS for incident counts includes only 300 to 399 Incident Types. All other incident types are counted as FIRE. CO Checks only includes Incident Types: 424, 736 and 734. # Apparatus Transports = # of incidents where apparatus transported. # Patient Transports = All patients transported by EMS. # Patient Contacts = # of PCR contacted by apparatus. This report now returns both NEMSIS 2 & 3 data as appropriate. For overlapping calls that span over multiple days, total per month will not equal Total count for year.



# Cassie VFD/ Burnet ESD 2

Burnet, TX

This report was generated on 4/16/2021 12:28:19 PM



## Incident Statistics

Zone(s): All Zones | Start Date: 01/01/2021 | End Date: 03/31/2021

INCIDENT COUNT			
INCIDENT TYPE		# INCIDENTS	
EMS		24	
FIRE		26	
<b>TOTAL</b>		<b>50</b>	
TOTAL TRANSPORTS (N2 and N3)			
APPARATUS	# of APPARATUS TRANSPORTS	# of PATIENT TRANSPORTS	TOTAL # of PATIENT CONTACTS
<b>TOTAL</b>			
PRE-INCIDENT VALUE		LOSSES	
\$0.00		\$0.00	
CO CHECKS			
424 - Carbon monoxide incident		1	
<b>TOTAL</b>		<b>1</b>	
MUTUAL AID			
Aid Type		Total	
Aid Given		20	
Aid Received		3	
OVERLAPPING CALLS			
# OVERLAPPING		% OVERLAPPING	
2		4	
LIGHTS AND SIREN - AVERAGE RESPONSE TIME (Dispatch to Arrival)			
Station	EMS	FIRE	
Cassie VFD-Elms Station	0:09:54	0:23:26	
<b>AVERAGE FOR ALL CALLS</b>		<b>0:14:35</b>	
LIGHTS AND SIREN - AVERAGE TURNOUT TIME (Dispatch to Enroute)			
Station	EMS	FIRE	
Cassie VFD-Elms Station	0:02:32	0:06:18	
<b>AVERAGE FOR ALL CALLS</b>		<b>0:03:49</b>	
AGENCY		AVERAGE TIME ON SCENE (MM:SS)	
Cassie VFD/ Burnet ESD 2		50:30	

Only Reviewed Incidents included. EMS for Incident counts includes only 300 to 399 Incident Types. All other incident types are counted as FIRE. CO Checks only includes Incident Types: 424, 736 and 734. # Apparatus Transports = # of incidents where apparatus transported. # Patient Transports = All patients transported by EMS. # Patient Contacts = # of PCR contacted by apparatus. This report now returns both NEMIS 2 & 3 data as appropriate. For overlapping calls that span over multiple days, total per month will not equal Total count for year.





# Cassie VFD/ Burnet ESD 2

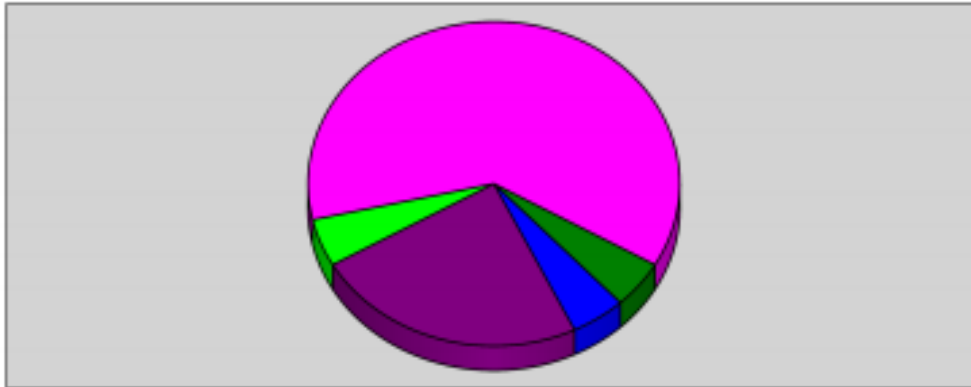
Burnet, TX

This report was generated on 4/16/2021 12:28:47 PM



## Major Incident Types by Month for Date Range

Start Date: 03/01/2021 | End Date: 03/31/2021



INCIDENT TYPE	MAR	TOTAL
False Alarm & False Call	1	1
Fire	1	1
Good Intent Call	5	5
Hazardous Condition (No Fire)	1	1
Rescue & Emergency Medical Service Incident	13	13
<b>Total</b>	<b>21</b>	<b>21</b>

Only REVIEWED incidents included



## Cassie VFD/ Burnet ESD 2

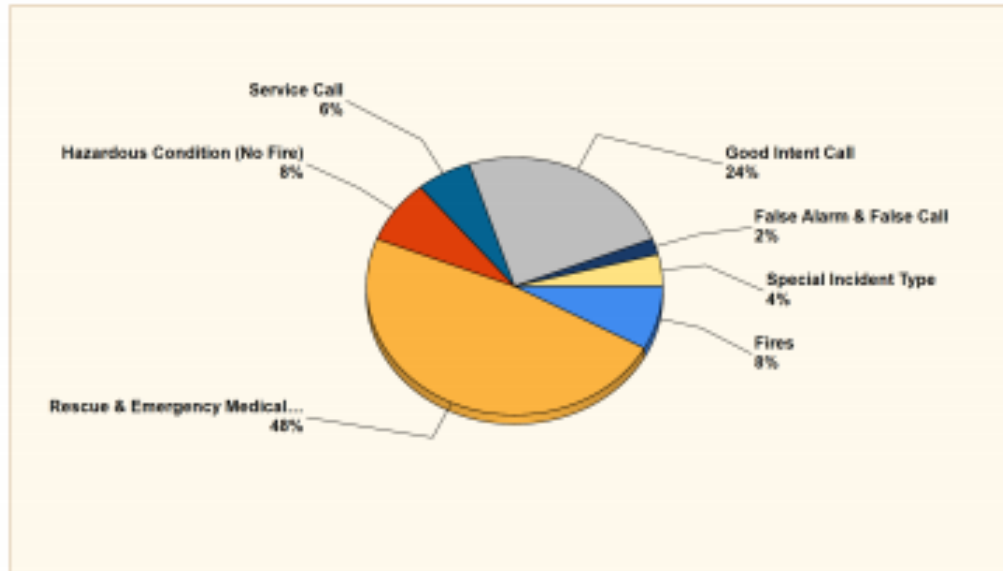
Burnet, TX

This report was generated on 4/16/2021 12:29:28 PM



### Breakdown by Major Incident Types for Date Range

Zone(s): All Zones | Start Date: 01/01/2021 | End Date: 03/31/2021



MAJOR INCIDENT TYPE	# INCIDENTS	% of TOTAL
Fires	4	8%
Rescue & Emergency Medical Service	24	48%
Hazardous Condition (No Fire)	4	8%
Service Call	3	6%
Good Intent Call	12	24%
False Alarm & False Call	1	2%
Special Incident Type	2	4%
<b>TOTAL</b>	<b>50</b>	<b>100%</b>

Only REVIEWED and/or LOCKED IMPORTED incidents are included. Summary results for a major incident type are not displayed if the count is zero.

Detailed Breakdown by Incident Type		
INCIDENT TYPE	# INCIDENTS	% of TOTAL
112 - Fires in structure other than in a building	2	4%
121 - Fire in mobile home used as fixed residence	1	2%
143 - Grass fire	1	2%
321 - EMS call, excluding vehicle accident with injury	21	42%
324 - Motor vehicle accident with no injuries	2	4%
381 - Rescue or EMS standby	1	2%
424 - Carbon monoxide incident	1	2%
441 - Heat from short circuit (wiring), defective/worn	1	2%
444 - Power line down	1	2%
480 - Accident, potential accident, other	1	2%
520 - Water problem, other	1	2%
522 - Water or steam leak	1	2%
553 - Public service	1	2%
611 - Dispatched & cancelled en route	9	18%
622 - No incident found on arrival at dispatch address	2	4%
631 - Authorized controlled burning	1	2%
745 - Alarm system activation, no fire - unintentional	1	2%
900 - Special type of incident, other	2	4%
<b>TOTAL INCIDENTS:</b>	<b>50</b>	<b>100%</b>

Only REVIEWED and/or LOCKED IMPORTED incidents are included. Summary results for a major incident type are not displayed if the count is zero.



## Cassie VFD/ Burnet ESD 2

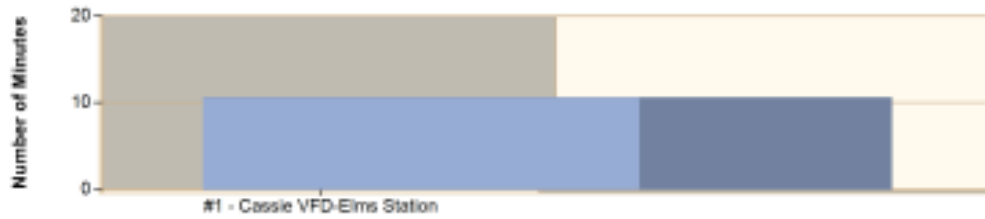
Burnet, TX

This report was generated on 4/16/2021 12:29:51 PM



### Average Response Time per Station for Date Range

Start Date: 03/01/2021 | End Date: 03/31/2021



STATION	AVERAGE RESPONSE MM:SS (Dispatch to Arrived)
#1 - Cassie VFD-Elms Station	10:36

### Average Response Time per Station for Date Range

Start Date: 01/01/2021 | End Date: 03/31/2021

STATION	AVERAGE RESPONSE MM:SS (Dispatch to Arrived)
#1 - Cassie VFD-Elms Station	12:42

AVERAGE RESPONSE TIME calculated from the average time difference between DISPATCH and ARRIVED times on Basic Info 4. Only REVIEWED incidents included.

EMERGENCY REPORTING  
emergencyreporting.com  
Doc ID: 56  
Page # 1 of 1

## Cassie VFD/ Burnet ESD 2

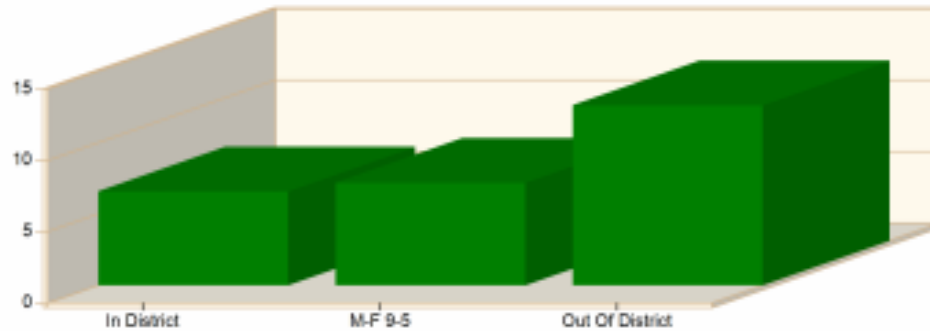
Burnet, TX

This report was generated on 4/16/2021 12:30:44 PM



### Incident Average Response Time per Shift for Date Range

Start Date: 03/01/2021 | End Date: 03/31/2021



SHIFT	AVERAGE RESPONSE TIME (min) (Dispatch to Arrived)	CALLS
In District	8.57	8
M-F 9-5	7.18	2
Out Of District	12.61	9
<b>Total Number of Calls:</b>		<b>19</b>

### Incident Average Response Time per Shift for Date Range

Start Date: 01/01/2021 | End Date: 03/31/2021

SHIFT	AVERAGE RESPONSE TIME (min) (Dispatch to Arrived)	CALLS
In District	8.59	19
M-F 9-5	7.99	9
Out Of District	14.20	19
<b>Total Number of Calls:</b>		<b>47</b>

Incident Average Response Time calculated from Dispatch to first arriving unit apparatus Arrived time. Only Reviewed incidents are included. Incidents that are Cancelled with no apparatus actually arriving are not part of the incident count.

 **EMERGENCY REPORTING**  
 emergencyreporting.com  
 Doc ID: 58  
 Page # 1 of 1

## Cassie VFD/ Burnet ESD 2

Burnet, TX

This report was generated on 4/16/2021 12:31:33 PM



### Personnel Count per Incident for Date Range

Start Date: 03/01/2021 | End Date: 03/31/2021

INCIDENT NUMBER	DATE	INCIDENT TYPE	FDID	NUMBER OF PEOPLE		
				ON APPARATUS	NOT ON APPARATUS	TOTAL
2021-2100030	3/2/2021 13:50:10	321 - EMS call, excluding vehicle accident with injury	BP208	2	1	3
2021-2100031	3/3/2021 08:47:11	521 - Fire in mobile home used as fixed residence	BP208	4	2	6
2021-2100032	3/5/2021 06:54:58	321 - EMS call, excluding vehicle accident with injury	BP208	1	1	2
2021-2100033	3/5/2021 08:38:36	381 - Rescue or EMS standby	BP208	1	2	3
2021-2100034	3/5/2021 10:29:08	321 - EMS call, excluding vehicle accident with injury	BP208	3	1	4
2021-2100035	3/5/2021 13:54:47	321 - EMS call, excluding vehicle accident with injury	BP208	3	1	4
2021-2100036	3/5/2021 15:10:49	611 - Dispatched & cancelled en route	BP208	2	1	3
2021-2100037	3/7/2021 08:39:06	483 - Accident, potential accident, other	BP208	3	1	4
2021-2100038	3/11/2021 15:09:43	611 - Dispatched & cancelled en route	BP208	3	0	3
2021-2100039	3/11/2021 18:38:45	622 - No incident found on arrival at dispatch address	BP208	4	0	4
2021-2100040	3/12/2021 16:26:56	611 - Dispatched & cancelled en route	BP208	3	0	3
2021-2100041	3/13/2021 11:58:01	321 - EMS call, excluding vehicle accident with injury	BP208	1	0	1
2021-2100042	3/13/2021 21:31:32	324 - Motor vehicle accident with no injuries.	BP208	1	2	3
2021-2100043	3/15/2021 09:35:51	321 - EMS call, excluding vehicle accident with injury	BP208	1	0	1
2021-2100044	3/15/2021 10:53:21	745 - Alarm system activation, no fire - unintentional	BP208	2	2	4
2021-2100045	3/15/2021 13:21:51	321 - EMS call, excluding vehicle accident with injury	BP208	1	1	2
2021-2100046	3/20/2021 01:27:44	321 - EMS call, excluding vehicle accident with injury	BP208	3	0	3
2021-2100047	3/20/2021 14:48:36	321 - EMS call, excluding vehicle accident with injury	BP208	2	0	2
2021-2100048	3/20/2021 15:44:49	611 - Dispatched & cancelled en route	BP208	3	0	3
2021-2100049	3/23/2021 13:25:16	324 - Motor vehicle accident with no injuries.	BP208	2	3	5
2021-2100050	3/24/2021 18:49:26	321 - EMS call, excluding vehicle accident with injury	BP208	4	0	4

TOTAL # OF INCIDENTS: 21

AVERAGES:

2.3

0.9

3.2

### Personnel Count per Incident for Date Range

Start Date: 01/01/2021 | End Date: 03/31/2021

TOTAL # OF INCIDENTS: 50

AVERAGES:

2.6

1.0

3.6

Only REVIEWED incidents included

**EMERGENCY REPORTING**  
 emergencyreporting.com  
 Doc. Id: 358  
 Page # 1 of 1

## Cassie VFD/ Burnet ESD 2

Burnet, TX

This report was generated on 4/16/2021 12:32:15 PM



### Incidents per Zone for Date Range

Start Date: 01/01/2021 | End Date: 03/31/2021

INCIDENT	INCIDENT TYPE	DATE	LOCATION	APPARATUS
<b>ZONE: 27 - OOD-ELBVFD</b>				
2021-2100048	611 - Dispatched & cancelled en route	03/20/2021	18948 fm 2341	4450
Total # Incidents for 27:				1
<b>ZONE: 29 - OOD- CI Burnet FD</b>				
2021-2100001	112 - Fires in structure other than in a building	01/04/2021	670 Park Rd 4	4440
Total # Incidents for 29:				1
<b>ZONE: 30 - OOD- Hoover Valley VFD</b>				
2021-2100007	441 - Heat from short circuit (wiring), defective/worn	01/16/2021	108 LOST trail	4421,4480
2021-2100015	321 - EMS call, excluding vehicle accident with injury	02/02/2021	6716 Park Rd 4	4450,4480
2021-2100016	611 - Dispatched & cancelled en route	02/02/2021	103 DOVE MEADOW DR	4450
2021-2100017	611 - Dispatched & cancelled en route	02/08/2021	107 RIVER BEND DR	4480
2021-2100026	611 - Dispatched & cancelled en route	02/21/2021	623 SENECA DR	4421,4440
2021-2100031	121 - Fire in mobile home used as fixed residence	03/03/2021	1100 NAVAJO DR	4421,4440,4480
2021-2100032	321 - EMS call, excluding vehicle accident with injury	03/05/2021	109 SENECA DR	4480
2021-2100033	381 - Rescue or EMS standby	03/05/2021	1200 NAVAJO DR	4451
2021-2100035	321 - EMS call, excluding vehicle accident with injury	03/05/2021	914 cr 118B	4450,4480
2021-2100038	611 - Dispatched & cancelled en route	03/11/2021	224 cr	4451,4490
2021-2100043	321 - EMS call, excluding vehicle accident with injury	03/15/2021	447 SHOALS PKY	4480
2021-2100044	745 - Alarm system activation, no fire - unintentional	03/15/2021	100 MARINA BLF	4421
2021-2100045	321 - EMS call, excluding vehicle accident with injury	03/15/2021	111 HILL CREST DR	4480
Total # Incidents for 30:				13

Only REVIEWED incidents included. Archived Zones cannot be unarchived.

EMERGENCY REPORTING  
 emergencyreporting.com  
 Doc id: 380  
 Page # 1 of 3

INCIDENT NUMBER	INCIDENT TYPE	DATE	LOCATION	APPARATUS
<b>ZONE: 31 - OOD- Oakalla VFD</b>				
2021-2100004	112 - Fires in structure other than in a building	01/10/2021	223 or 218	4440,4460
Total # Incidents for 31:				1
<b>ZONE: 37 - OODOC- Llano County Buchanan Dam VFD</b>				
2021-2100014	611 - Dispatched & cancelled en route	01/30/2021	1157 OLD SPANISH TRL	4450
Total # Incidents for 37:				1
<b>ZONE: 42 - OOD- Bertram VFD</b>				
2021-2100011	143 - Grass fire	01/17/2021	530 or 326	4440,4450
2021-2100036	611 - Dispatched & cancelled en route	03/08/2021	8520 N FM 1174	4440
Total # Incidents for 42:				2
<b>ZONE: 45 - Burnet CISD</b>				
2021-2100027	522 - Water or steam leak	02/21/2021	1000 greenmile	4451,4460
Total # Incidents for 45:				1
<b>TOTAL # INCIDENTS:</b>			<b>20</b>	

Only REVIEWED incidents included. Archived Zones cannot be unarchived.



2:16 PM  
04/17/21  
Cash Basis

**Cassie Volunteer Fire Department**  
**Balance Sheet**  
As of March 31, 2021

	<u>Mar 31, 21</u>
<b>ASSETS</b>	
<b>Current Assets</b>	
Checking/Savings	
1010 - CASSIE VFD-ESD2	91,328.26
<b>Total Checking/Savings</b>	<u>91,328.26</u>
<b>Total Current Assets</b>	<u>91,328.26</u>
<b>Fixed Assets</b>	
1410 - Land	13,820.00
1420 - Furniture & Fixtures	10,438.00
1430 - Vehicles & Equipment	1,060,057.47
1440 - EMS Equipment	5,037.56
1450 - Communication Equipment	103,956.55
1460 - Buildings	113,750.42
1510 - Accumulated Depreciation	-853,730.09
<b>Total Fixed Assets</b>	<u>453,330.00</u>
<b>TOTAL ASSETS</b>	<b>544,658.96</b>
<b>LIABILITIES &amp; EQUITY</b>	
<b>Liabilities</b>	
<b>Current Liabilities</b>	
Other Current Liabilities	
2010 - Employer & Emp. Payroll Tax	948.17
<b>Total Other Current Liabilities</b>	<u>948.17</u>
<b>Total Current Liabilities</b>	<u>948.17</u>
<b>Total Liabilities</b>	<u>948.17</u>
<b>Equity</b>	
3010 - Unrestricted Net Assets-Ret.Ern	531,458.82
Net Income	12,241.96
<b>Total Equity</b>	<u>543,710.78</u>
<b>TOTAL LIABILITIES &amp; EQUITY</b>	<b>544,658.96</b>

Page

**Cassie Volunteer Fire Department  
Profit & Loss Budget vs. Actual  
October 2020 through March 2021**

	Oct '20 - Mar 21	Budget	\$ Over Budget
<b>Income</b>			
<b>4000 - Income</b>			
4005 - ESD payments	84,916.00	99,832.00	-84,916.00
4010 - Individual Donations	4,175.00	0.00	4,175.00
4020 - Group & Company Donations	5,800.00	0.00	5,800.00
4025 - Grants	10,000.00	0.00	10,000.00
4030 - County Funds	0.00	3,000.00	-3,000.00
4070 - ESD Reimbursement	1,015.77	0.00	1,015.77
4095 - ESD Pymts-Capital Expenditures	32,131.00	45,000.00	-12,869.00
<b>Total 4000 - Income</b>	<b>138,037.77</b>	<b>217,832.00</b>	<b>-79,794.23</b>
<b>Total Income</b>	<b>138,037.77</b>	<b>217,832.00</b>	<b>-79,794.23</b>
<b>Expense</b>			
<b>5000 - ADMINISTRATIVE</b>			
5005 - Accounting	860.00	1,300.00	-440.00
5010 - Legal Services	0.00	100.00	-100.00
5015 - Meetings	170.38	101.50	68.88
5020 - Office Equipment/Maint.	0.00	258.00	-258.00
5025 - Office Supplies	154.67	1,000.00	-845.33
5030 - Printer Supplies	54.87	300.00	-245.13
5035 - Shipping/Postage/PO Box Rental	328.43	150.00	178.43
5040 - Subscrptn/Dues/Membrshp/RecMgmt	4,291.01	10,000.00	-5,708.99
5045 - Travel Allowance	0.00	100.00	-100.00
5050 - Uniforms (Caps and Shirts)	1,160.40	4,000.00	-2,839.60
5055 - Printing Services	105.26	100.00	5.26
5060 - Banking/ShyDepBox/Chks/BkgdChks	20.00	100.00	-80.00
5070 - Replen Petty Cash/Toll Charges	0.00	350.00	-350.00
5076 - RECRUITMENT & RETENTION	766.28	3,500.00	-2,733.72
<b>Total 5000 - ADMINISTRATIVE</b>	<b>7,911.30</b>	<b>21,359.50</b>	<b>-13,448.20</b>
<b>5200 - PAID POSITION</b>			
5205 - Base Salary	24,500.00	49,000.00	-24,499.94
5215 - CVFD SS & Medicare Tax Match	1,674.34	3,748.50	-1,874.16
<b>Total 5200 - PAID POSITION</b>	<b>26,174.40</b>	<b>52,748.50</b>	<b>-26,574.10</b>
<b>5300 - BUILDING AND GROUNDS</b>			
5305 - Botanical Supplies	0.00	50.00	-50.00
5310 - Janitorial Supplies	102.34	200.00	-97.66
5320 - Repairs and Maintenance	3,984.88	3,000.00	984.88
5325 - Furn&YardEquip Repl/Rep/New	1,331.53	520.00	811.53
5330 - Electrical Service	1,316.01	3,750.00	-2,433.99
5335 - Telephone Service	2,044.61	3,600.00	-1,555.39
<b>Total 5300 - BUILDING AND GROUNDS</b>	<b>8,789.37</b>	<b>11,120.00</b>	<b>-2,330.63</b>
<b>5600 - COMMUNICATIONS</b>			
5605 - Batteries, Clips, Acc.	0.00	500.00	-500.00
5615 - Non-Warranty Repair	0.00	300.00	-300.00
5620 - Digital Radio and Pagers	0.00	500.00	-500.00
<b>Total 5600 - COMMUNICATIONS</b>	<b>0.00</b>	<b>1,300.00</b>	<b>-1,300.00</b>
<b>6600 - INSURANCE</b>			
6605 - Building and Property	1,800.00	3,819.00	-2,019.00
6610 - Vehicle	3,572.00	8,000.00	-4,428.00
6615 - Personnel Coverage	9,346.00	10,200.00	-854.00
<b>Total 6600 - INSURANCE</b>	<b>14,718.00</b>	<b>22,019.00</b>	<b>-7,301.00</b>
<b>7000 - OPERATIONS</b>			
7010 - Fuel-Vehicle and Equipment	17.17	500.00	-482.83
7012 - Fuelman-Vehicles & Equipment	1,658.27	4,530.00	-2,871.73
7015 - Equipment Maint/Repr/Vendor	0.00	500.00	-500.00
7020 - Fire Extinguisher Test/Repr	183.90	300.00	-116.10
7025 - Fire Suppressant Supplies	0.00	5,000.00	-5,000.00
7030 - First Responder Supplies	40.00	5,000.00	-4,960.00
7035 - Ladder, Pump & Hose Testing	2,434.70	3,000.00	-565.30

6:38 PM  
04/17/21  
Cash Basis

**Cassie Volunteer Fire Department  
Profit & Loss Budget vs. Actual  
October 2020 through March 2021**

	Oct '20 - Mar 21	Budget	\$ Over Budget
7040 - Minor Tools	290.58	150.00	140.58
7045 - Veh/Equip Lights-Decals-Safety	86.59	100.00	-13.41
7050 - Personal Protect Equip-PPE	2,265.76	4,000.00	-1,734.24
7055 - PPE Testing/Cleaning/Repair	0.00	500.00	-500.00
7060 - Rehabilitation Supplies	450.25	500.00	-49.75
7065 - Rescue Equipment Maint/Repr	0.00	250.00	-250.00
7070 - SCBA Testing/Hydro/FaceMak/Pack	585.16	2,000.00	-1,414.84
7072 - SCBA MAINTENANCE & REPAIR	0.00	500.00	-500.00
7075 - State Veh Safety Inspec&Regist	7.50	151.00	-143.50
7080 - Vehicle Maintenance/Repair	1,661.55	1,500.00	161.55
7085 - Vehicle Maint/Repr(Vendor)	228.98	7,000.00	-6,771.02
7090 - Equipmt Reprint(Fire Fighing)	115.79	1,750.00	-1,634.21
7095 - Fire Fighting Equipment - NEW	10,627.83	2,500.00	8,127.83
7100 - Rescue Equipment - NEW	6,442.12	1,000.00	5,442.12
7105 - Rescue Equipment - REPLMNT	0.00	200.00	-200.00
<b>Total 7000 - OPERATIONS</b>	<b>27,099.15</b>	<b>40,931.00</b>	<b>-13,831.85</b>
<b>8000 - TRAINING</b>			
8005 - AED, CPR, First Aid	0.00	454.00	-454.00
8020 - Training -VENDOR	372.46	12,500.00	-12,127.54
8025 - Per Diem Travel/Lodging	901.73	5,000.00	-4,098.27
8030 - Wildland	0.00	500.00	-500.00
8035 - Educational Supplies	0.00	600.00	-600.00
<b>Total 8000 - TRAINING</b>	<b>1,274.19</b>	<b>19,054.00</b>	<b>-17,779.81</b>
<b>9000 - PUBLIC RELATIONS</b>			
9005 - Educational Supplies	0.00	100.00	-100.00
9010 - Public Educn/Relatns/Apprtn	0.00	500.00	-500.00
9015 - Shipping and Postage	0.00	100.00	-100.00
9020 - Printing	0.00	100.00	-100.00
9025 - Recognition/Thank You	819.77	500.00	319.77
<b>Total 9000 - PUBLIC RELATIONS</b>	<b>819.77</b>	<b>1,300.00</b>	<b>-480.23</b>
<b>9500 - CAPITAL EXPENDITURES</b>			
9515 - Fire Equipment-Folding Water Tk	1,805.00	0.00	1,805.00
9518 - Fire Monitor Nozzle for T1#4440	1,680.95	0.00	1,680.95
9532 - HVAC SYSTEM-STATION 1	7,134.98	15,000.00	-7,865.02
9533 - UTV-W/PUMP, TANK, & TRAILER	25,817.05	30,000.00	-3,182.95
9566 - K-12 Saw-for cutting metal	1,371.65	0.00	1,371.65
<b>Total 9500 - CAPITAL EXPENDITURES</b>	<b>38,809.63</b>	<b>45,000.00</b>	<b>-6,190.37</b>
<b>Total Expense</b>	<b>125,795.81</b>	<b>214,832.00</b>	<b>-89,036.19</b>
<b>Net Income</b>	<b>12,241.96</b>	<b>3,000.00</b>	<b>9,241.96</b>

:31 PM  
 4/17/21  
 Jash Basia

**Cassie Volunteer Fire Department**  
**Profit & Loss by Class**  
 October 2020 through March 2021

	ESD	ESDC	FD	FDE	FDG	FDMA	TOTAL
<b>Income</b>							
4000 - Income							
4005 - ESD payments	57,277.27	0.00	0.00	27,638.73	0.00	0.00	84,916.00
4010 - Individual Donations	0.00	0.00	4,175.00	0.00	0.00	0.00	4,175.00
4020 - Group & Company Donations	0.00	0.00	5,800.00	0.00	0.00	0.00	5,800.00
4025 - Grants	0.00	0.00	0.00	0.00	10,000.00	0.00	10,000.00
4070 - ESD Reimbursement	1,015.77	0.00	0.00	0.00	0.00	0.00	1,015.77
4095 - ESD Pymts-Capital Expenditures	0.00	32,131.00	0.00	0.00	0.00	0.00	32,131.00
<b>Total 4000 - Income</b>	<b>58,293.04</b>	<b>32,131.00</b>	<b>9,975.00</b>	<b>27,638.73</b>	<b>10,000.00</b>	<b>0.00</b>	<b>138,037.77</b>
<b>Total Income</b>	<b>58,293.04</b>	<b>32,131.00</b>	<b>9,975.00</b>	<b>27,638.73</b>	<b>10,000.00</b>	<b>0.00</b>	<b>138,037.77</b>
<b>Expense</b>							
5000 - ADMINISTRATIVE							
5005 - Accounting	360.00	0.00	0.00	500.00	0.00	0.00	860.00
5015 - Meetings	0.00	0.00	170.38	0.00	0.00	0.00	170.38
5025 - Office Supplies	154.67	0.00	0.00	0.00	0.00	0.00	154.67
5030 - Printer Supplies	54.87	0.00	0.00	0.00	0.00	0.00	54.87
5035 - Shipping/Postage/PO Box Rental	328.43	0.00	0.00	0.00	0.00	0.00	328.43
5040 - Subscrip/Dues/Membsrhp/RecMgmt	4,291.01	0.00	0.00	0.00	0.00	0.00	4,291.01
5050 - Uniforms (Caps and Shirts)	1,160.40	0.00	0.00	0.00	0.00	0.00	1,160.40
5055 - Printing Services	105.26	0.00	0.00	0.00	0.00	0.00	105.26
5060 - Banking/ShyDepBox/Chks/BkgsdChks	20.00	0.00	0.00	0.00	0.00	0.00	20.00
5076 - RECRUITMENT & RETENTION	766.28	0.00	0.00	0.00	0.00	0.00	766.28
<b>Total 5000 - ADMINISTRATIVE</b>	<b>7,240.92</b>	<b>0.00</b>	<b>170.38</b>	<b>500.00</b>	<b>0.00</b>	<b>0.00</b>	<b>7,911.30</b>
5200 - PAID POSITION							
5205 - Base Salary	0.00	0.00	0.00	24,500.06	0.00	0.00	24,500.06
5215 - CVFD SS & Medicare Tax Match	0.00	0.00	0.00	1,874.34	0.00	0.00	1,874.34
<b>Total 5200 - PAID POSITION</b>	<b>0.00</b>	<b>0.00</b>	<b>0.00</b>	<b>26,374.40</b>	<b>0.00</b>	<b>0.00</b>	<b>26,374.40</b>
5300 - BUILDING AND GROUNDS							
5310 - Janitorial Supplies	102.34	0.00	0.00	0.00	0.00	0.00	102.34
5320 - Repairs and Maintenance	3,994.88	0.00	0.00	0.00	0.00	0.00	3,994.88
5325 - Furn&YardEquip Repl/Rep/New	1,331.53	0.00	0.00	0.00	0.00	0.00	1,331.53
5330 - Electrical Service	1,316.01	0.00	0.00	0.00	0.00	0.00	1,316.01
5335 - Telephone Service	2,044.61	0.00	0.00	0.00	0.00	0.00	2,044.61
<b>Total 5300 - BUILDING AND GROUNDS</b>	<b>8,789.37</b>	<b>0.00</b>	<b>0.00</b>	<b>0.00</b>	<b>0.00</b>	<b>0.00</b>	<b>8,789.37</b>
6000 - INSURANCE							
6005 - Building and Property	1,800.00	0.00	0.00	0.00	0.00	0.00	1,800.00
6010 - Vehicle	3,572.00	0.00	0.00	0.00	0.00	0.00	3,572.00
6015 - Personal Coverage	9,346.00	0.00	0.00	0.00	0.00	0.00	9,346.00
<b>Total 6000 - INSURANCE</b>	<b>14,718.00</b>	<b>0.00</b>	<b>0.00</b>	<b>0.00</b>	<b>0.00</b>	<b>0.00</b>	<b>14,718.00</b>
7000 - OPERATIONS							
7010 - Fuel-Vehicle and Equipment	17.17	0.00	0.00	0.00	0.00	0.00	17.17
7012 - Fuelman-Vehicles & Equipment	1,409.80	0.00	0.00	0.00	0.00	248.47	1,658.27
7020 - Fire Extinguisher Test/Repr	183.90	0.00	0.00	0.00	0.00	0.00	183.90
7030 - First Responder Supplies	40.00	0.00	0.00	0.00	0.00	0.00	40.00
7035 - Ladder, Pump & Hose Testing	2,434.70	0.00	0.00	0.00	0.00	0.00	2,434.70
7040 - Minor Tools	290.58	0.00	0.00	0.00	0.00	0.00	290.58
7045 - Veh/Equip Lights-Decals-Safety	89.59	0.00	0.00	0.00	0.00	0.00	89.59
7050 - Personal Protect Equip-PPE	2,265.76	0.00	0.00	0.00	0.00	0.00	2,265.76
7060 - Rehabilitation Supplies	370.75	0.00	79.50	0.00	0.00	0.00	450.25
7070 - SCBA Testing/Hydro/FaceMask/Pack	585.16	0.00	0.00	0.00	0.00	0.00	585.16
7075 - State Veh Safety Inspec&Regist	7.50	0.00	0.00	0.00	0.00	0.00	7.50
7080 - Vehicle Maintenance/Repair	1,661.55	0.00	0.00	0.00	0.00	0.00	1,661.55
7085 - Vehicle Maint/Repr(Vendor)	228.98	0.00	0.00	0.00	0.00	0.00	228.98
7090 - Equipmt Reprints/Fire Fightg)	115.79	0.00	0.00	0.00	0.00	0.00	115.79
7095 - Fire Fighting Equipmt - NEW	981.75	0.00	0.00	0.00	9,646.08	0.00	10,627.83
7100 - Rescue Equipment - NEW	374.61	0.00	6,067.51	0.00	0.00	0.00	6,442.12
<b>Total 7000 - OPERATIONS</b>	<b>11,057.59</b>	<b>0.00</b>	<b>6,147.01</b>	<b>0.00</b>	<b>9,646.08</b>	<b>248.47</b>	<b>27,099.15</b>
8000 - TRAINING							

6:31 PM  
 04/17/21  
 Cash Basis

Cassie Volunteer Fire Department  
**Profit & Loss by Class**  
 October 2020 through March 2021

	ESD	ESDC	FD	FDE	FDG	FDMA	TOTAL
8820 · Training -VENDOR	372.46	0.00	0.00	0.00	0.00	0.00	372.46
9025 · Per Diem Travel/Lodging	901.73	0.00	0.00	0.00	0.00	0.00	901.73
<b>Total 8000 · TRAINING</b>	<b>1,274.19</b>	<b>0.00</b>	<b>0.00</b>	<b>0.00</b>	<b>0.00</b>	<b>0.00</b>	<b>1,274.19</b>
<b>9000 · PUBLIC RELATIONS</b>							
9025 · Recognition/Thank You	819.77	0.00	0.00	0.00	0.00	0.00	819.77
<b>Total 9000 · PUBLIC RELATIONS</b>	<b>819.77</b>	<b>0.00</b>	<b>0.00</b>	<b>0.00</b>	<b>0.00</b>	<b>0.00</b>	<b>819.77</b>
<b>9500 · CAPITAL EXPENDITURES</b>							
9515 · Fire Equipment-Folding Water Tk	0.00	1,805.00	0.00	0.00	0.00	0.00	1,805.00
9519 · Fire Monitor Nozzle for T194446	0.00	1,680.95	0.00	0.00	0.00	0.00	1,680.95
9532 · HVAC SYSTEM-STATION 1	0.00	7,134.98	0.00	0.00	0.00	0.00	7,134.98
9533 · UTV--W/PUMP, TANK, & TRAILER	0.00	21,010.00	5,500.00	0.00	307.05	0.00	26,817.05
9566 · K-12 Saw-for cutting metal	0.00	1,371.65	0.00	0.00	0.00	0.00	1,371.65
<b>Total 9500 · CAPITAL EXPENDITURES</b>	<b>0.00</b>	<b>33,002.58</b>	<b>5,500.00</b>	<b>0.00</b>	<b>307.05</b>	<b>0.00</b>	<b>38,809.63</b>
<b>Total Expense</b>	<b>43,899.84</b>	<b>33,002.58</b>	<b>11,817.39</b>	<b>26,874.40</b>	<b>9,953.13</b>	<b>248.47</b>	<b>125,795.81</b>
<b>Net Income</b>	<b>54,393.20</b>	<b>-871.58</b>	<b>-1,842.39</b>	<b>764.33</b>	<b>46.87</b>	<b>-248.47</b>	<b>12,241.96</b>

6:24 PM  
04/17/21  
Accrual Basis

Cassie Volunteer Fire Department  
Profit & Loss Detail  
March 2021

Date	Name	Memo	Class	Amount
<b>Income</b>				
<b>Expense</b>				
<b>5000 - ADMINISTRATIVE</b>				
<b>5030 - Printer Supplies</b>				
03/15/2021	Chase Car...	BLT-4inkjets-black ink for HP printer in Fire Chief's office	ESD	54.87
Total 5030 - Printer Supplies				54.87
<b>5035 - Shipping/Postage/PO Box Rental</b>				
03/15/2021	Chase Car...	USPS-postage to mail Chase Card payment priority mail to avoid la...	ESD	26.50
Total 5035 - Shipping/Postage/PO Box Rental				26.50
<b>5040 - Subscrip/Dues/Membsrhp/RecMgmt</b>				
03/15/2021	Chase Car...	YMCA-March membership for D. Shields-single senior	ESD	30.00
03/15/2021	Chase Car...	YMCA-March membership for G. Sanchez-senior couple	ESD	49.00
03/15/2021	Chase Car...	First Dues-March 2021 web hosting	ESD	30.00
03/15/2021	Chase Car...	YMCA-March membership for D. Curley-family	ESD	58.00
03/15/2021	Chase Car...	YMCA-March membership for C. Kelley-family	ESD	58.00
03/15/2021	Chase Car...	82B - Amazon Prime yearly business membership for Cassie VFD L...	ESD	179.00
03/15/2021	Chase Car...	National Registry-recertification for G. Sanchez for EMT-B	ESD	20.00
Total 5040 - Subscrip/Dues/Membsrhp/RecMgmt				424.00
Total 5000 - ADMINISTRATIVE				505.37
<b>5200 - PAID POSITION</b>				
<b>5205 - Base Salary</b>				
03/10/2021	Derrick R. ...	Salary	FDE	1,884.62
03/25/2021	Derrick R. ...	Salary	FDE	1,884.62
Total 5205 - Base Salary				3,769.24
<b>5215 - CVFD SS &amp; Medicare Tax Match</b>				
03/10/2021	Derrick R. ...	Payroll for period beginning 3-1-21 and ending 3-12-21-week check...	FDE	144.18
03/25/2021	Derrick R. ...	Payroll for period beginning 3-15-21 and ending 3-26-21	FDE	144.18
Total 5215 - CVFD SS & Medicare Tax Match				288.36
Total 5200 - PAID POSITION				4,057.60
<b>5300 - BUILDING AND GROUNDS</b>				
<b>5320 - Repairs and Maintenance</b>				
03/18/2021	Circle S P...	SR#68119-quarterly pest control treatment	ESD	75.00
Total 5320 - Repairs and Maintenance				75.00
<b>5325 - Furn&amp;YardEquip Rep/Rep/New</b>				
03/15/2021	Chase Car...	Amzn-credit for 26 pcs magnetic socket holder toll box organizer	ESD	64.09
03/15/2021	Chase Car...	Amzn-for 26 pcs magnetic socket holder toll box organizer	ESD	64.09
03/15/2021	Chase Car...	Amzn-6 piece socket tray organizer set-holds 80 SAE & 90 Metric s...	ESD	31.96
Total 5325 - Furn&YardEquip Rep/Rep/New				31.96
<b>5330 - Electrical Service</b>				
03/15/2021	PEC	Acct#3000098825-monthly stmnt for period 1-20-21 - 3-20-21	ESD	403.77
Total 5330 - Electrical Service				403.77
<b>5335 - Telephone Service</b>				
03/15/2021	Chase Car...	VZWRL55-telephone and internet service for all phones in vehicles...	ESD	341.12
Total 5335 - Telephone Service				341.12
Total 5300 - BUILDING AND GROUNDS				851.87
<b>7000 - OPERATIONS</b>				
<b>7012 - Fuelman-Vehicles &amp; Equipment</b>				
03/10/2021	Fuelman	2-3-21-4493-2 EMS calls and meetings	ESD	34.71
03/10/2021	Fuelman	2-10-21-4493-3 EMS calls and regular fill up	ESD	35.02
03/10/2021	Fuelman	2-13-21-4493-1 EMS calls and meetings	ESD	30.94
03/10/2021	Fuelman	2-21-21-4493-7 EMS or storm related welfare checks	ESD	30.84
03/10/2021	Fuelman	2-26-21-4493-2 EMS callsand meetings	ESD	50.69

6:24 PM  
04/17/21  
Accrual Basis

**Cassie Volunteer Fire Department  
Profit & Loss Detail  
March 2021**

<u>Date</u>	<u>Name</u>	<u>Memo</u>	<u>Class</u>	<u>Amount</u>
03/10/2021	Fuelman	2-12-21-4450-Jerry can regular fill up for pump	ESD	7.97
03/10/2021	Fuelman	2-21-21-4451-Jerry can regular fill up for pump	ESD	4.79
03/10/2021	Fuelman	2-7-21-4440-regular fill up	ESD	28.14
03/10/2021	Fuelman	2-7-21-4450-regular fill up	ESD	37.49
Total 7012 - Fuelman-Vehicles & Equipment				260.99
<b>7060 - Rehabilitation Supplies</b>				
03/15/2021	Chase Car...	Walmart- 4 - 12 packs of Dr. Pepper	FD	19.92
03/15/2021	Chase Car...	Walmart-rehab items-trail mix and bars, rice treats, cookies	ESD	58.62
Total 7060 - Rehabilitation Supplies				78.54
<b>7075 - State Veh Safety Inspec&amp;Regist</b>				
03/18/2021	Burnet Co...	Registration for Command #4440-expires 3/2022	ESD	7.50
Total 7075 - State Veh Safety Inspec&Regist				7.50
<b>7090 - Equipmt Replmt(Fire Fightg)</b>				
03/15/2021	Chase Car...	Ford & Crew - 12V battery for the Fire Extinguisher and Hose Magn...	ESD	27.99
Total 7090 - Equipmt Replmt(Fire Fightg)				27.99
<b>7095 - Fire Fighting Equipmt - NEW</b>				
03/15/2021	Municipal ...	Inv#N1554452-2-heavy duty ground monitors w/3 stack nozzles o...	FDG	9,646.08
Total 7095 - Fire Fighting Equipmt - NEW				9,646.08
<b>7100 - Rescue Equipment - NEW</b>				
03/15/2021	Chase Car...	Hekin-1 x Ultimate Professional Series Rescue light weight stokes ...	FD	6,067.51
Total 7100 - Rescue Equipment - NEW				6,067.51
Total 7000 - OPERATIONS				16,088.21
<b>9500 - CAPITAL EXPENDITURES</b>				
<b>9532 - HVAC SYSTEM-STATION 1</b>				
03/01/2021	Liberty Air ...	Inv# 3569-One-1.5 Ton Heat Pump Mini Split for Fire Chief's office ...	ESDC	7,134.98
Total 9532 - HVAC SYSTEM-STATION 1				7,134.98
Total 9500 - CAPITAL EXPENDITURES				7,134.98
Total Expense				28,638.03
<b>Net Income</b>				<b>-28,638.03</b>

Enclosure 4

1
2
3
4
5
6
7
8
9
10
11
12
13
14
15
16
17
18
19
20
21
22
23
24
25
26
27
28
29
30
31
32
33
34
35
36
37
38
39
40
41
42
43
44
45
46
47
48
49
50
51
52

CASSIE VFD/EMS, INC. BUDGET BUILD FOR FY 2020-2021					
Page 1 of 3					
GRO UP ACCT NO	DETAIL ACCT NO	CATEGORY NAME	BUDGET BUILD FOR FY 2020-2021 BY	BUDGET BUILD FOR FY 2020-2021 TOTAL	CHANGED AMOUNTS
<b>4000</b>		<b>INCOME</b>			
	4005	ESD PAYMENTS FOR OPERATIONS	\$175,066.00		\$5,234.00
	4010	INDIVIDUAL DONATIONS	\$0.00		
	4015	MEMORIAL DONATIONS	\$0.00		
	4020	GROUP & COMPANY DONATIONS	\$0.00		
	4025	GRANTS/COST SHARE	\$0.00		
	4030	COUNTY FUNDS (dollar amount is an approximate)	\$5,000.00		
	4035	FD EQUIPMENT SALE	\$0.00		
	4040	FD REIMBURSEMENT	\$0.00		
	4045	FD INSURANCE RECOVERY	\$0.00		
	4050	FUND RAISERS	\$0.00		
	4055	LOANS	\$0.00		
	4060	INTEREST INCOME	\$0.00		
	4065	TRAINING REIMBURSEMENT	\$0.00		
	4070	ESD REIMBURSEMENT	\$0.00		
	4075	GRANT REIMBURSEMENT - NON-TRAINING	\$0.00		
	4095	ESD PAYMENTS - CAPITAL EXPENDITURES	\$37,635.00		
		<b>TOTAL INCOME</b>		<b>\$217,701.00</b>	
<b>5000</b>		<b>ADMINISTRATIVE</b>			
	5005	ACCOUNTING		\$1,300.00	
	5010	LEGAL SERVICES		\$100.00	
	5015	MEETINGS		\$101.50	
	5020	OFFICE EQUIPMENT/ MAINTENANCE		\$258.00	
	5025	OFFICE SUPPLIES		\$1,000.00	
	5030	PRINTER SUPPLIES		\$300.00	
	5035	SHIPPING/POSTAGE/PO BOX RENTAL		\$150.00	
	5040	SUBSCRIPTIONS/DUES/MEMBERSHIPS/RECORD MGMT SYSTEM		\$10,000.00	
	5045	TRAVEL ALLOWANCE		\$100.00	
	5050	UNIFORMS (CAPS AND SHIRTS)		\$4,000.00	
	5055	PRINTING SERVICES		\$100.00	
	5060	SFTY DEP BOX/CHKS/PETTY CASH/BKGD CHKS		\$100.00	
	5065	FINANCE CHARGES/LATE FEES/SALES TAX		\$0.00	
	5070	PETTY CASH/TOLL CHARGES		\$350.00	
	5075	RECRUITMENT AND RETENTION		\$3,500.00	
		<b>TOTAL ADMINISTRATIVE</b>			<b>\$21,359.50</b>
<b>5200</b>		<b>PAID POSITION</b>			
	5205	BASE SALARY (INCLUDES EMP TAX & INSURANCE)		\$49,000.00	
	5215	CVFD SS & MEDICARE TAX MATCH		\$3,748.50	
		<b>TOTAL PAID POSITION</b>			<b>\$52,748.50</b>
<b>5300</b>		<b>BUILDING AND GROUNDS</b>			
	5305	BOTANICAL SUPPLIES		\$50.00	
	5310	JANITORIAL SUPPLIES		\$200.00	
	5315	REFUSE COLLECTION		\$0.00	
	5320	REPAIRS AND MAINTENANCE		\$3,000.00	
	5325	FURNITURE REPL/REP/NEW		\$520.00	
	5330	ELECTRICAL SERVICE		\$3,750.00	
	5335	TELEPHONE SERVICE		\$3,600.00	
		<b>TOTAL BLDG &amp;GRDS</b>			<b>\$11,120.00</b>



54  
55  
56  
57  
58  
59  
60  
61  
62  
63  
64  
65  
66  
67  
68  
69  
70  
71  
72  
73  
74  
75  
76  
77  
78  
79  
80  
81  
82  
83  
84  
85  
86  
87  
88  
89  
90  
91  
92  
93  
94  
95  
96  
97  
98  
99  
100  
101  
102  
103  
104  
105  
106

CASSIE VFD/EMS, INC. BUDGET BUILD FOR FY 2020-2021				
Page 2 of 3				
GRO	DETAIL		BUDGET	BUDGET
UP			BUILD FOR	BUILD FOR
ACCT	ACCT		FY 2020-	FY 2020-
NO	NO	CATEGORY NAME	2021 BY	2021 TOTAL
<b>5600</b>		<b>COMMUNICATIONS</b>		
	5605	BATTERIES, CLIPS, ACCESSORIES	\$500.00	
	5610	INSTALLATION AND CHANGES	\$0.00	
	5615	NON-WARRANTY REPAIR	\$300.00	
	5620	DIGITAL RADIOS, PAGERS, CELL PHONES	\$500.00	
		<b>TOTAL COMMUNICATIONS</b>		<b>\$1,300.00</b>
<b>6600</b>		<b>INSURANCE</b>		
	6605	BUILDING AND PROPERTY	\$3,819.00	
	6610	VEHICLE	\$8,000.00	
	6615	PERSONNEL COVERAGE(Accident-Disability-Bonding)(Air Evac)	\$10,200.00	
		<b>TOTAL INSURANCE</b>		<b>\$22,019.00</b>
<b>7000</b>		<b>OPERATIONS</b>		
	7005	CHEMICAL SUPPLIES (VEHICLE WATER TANKS)	\$0.00	
	7007	CAD-COMPUTER AIDED DISPATCH	\$24,034.00	
	7010	FUEL - VEHICLE AND EQUIPMENT	\$500.00	
	7012	FUELMAN - VEHICLE AND EQUIPMENT	\$4,530.00	
	7015	EQUIPMENT MAINTENANCE/REPAIR (VENDOR)	\$500.00	
	7020	FIRE EXTINGUISHER TESTING/REPAIR	\$300.00	
	7025	FIRE SUPPRESSANT SUPPLIES-FOAM	\$0.00	\$5,000.00
	7030	FIRST RESPONDER SUPPLIES	\$3,300.00	\$1,700.00
	7035	LADDER TESTING/PUMP TESTING/HOSE TESTING	\$3,000.00	
	7040	MINOR TOOLS	\$150.00	
	7045	VEHICLE/EQUIPMENT LIGHTS-DECALS-SAFETY ITEMS	\$100.00	
	7050	PERSONAL PROTECTIVE EQUIPMENT (PPE)	\$4,000.00	
	7055	PPE TESTING/CLEANING/REPAIR	\$500.00	
	7060	REHABILITATION SUPPLIES (ICE/WATER/GATORADE)	\$500.00	
	7065	RESCUE EQUIPMENT MAINTENANCE/REPAIR	\$250.00	
	7070	SCBA TESTING/HYDRO/FACEMASK/PACK	\$2,000.00	
	7072	SCBA MAINTENANCE & REPAIR-CASCADE SYSTEM	\$500.00	
	7075	STATE VEHICLE SAFETY INSPECTION & REGISTRATION	\$151.00	
	7080	VEHICLE MAINTENANCE/REPAIR	\$1,500.00	
	7085	VEHICLE MAINTENANCE/REPAIR (VENDOR)	\$7,000.00	
	7090	EQUIPMENT REPLACEMENT (FIRE FIGHTING)	\$1,750.00	
	7095	FIRE FIGHTING EQUIPMENT - NEW	\$2,500.00	
	7100	RESCUE EQUIPMENT - NEW	\$1,000.00	
	7105	RESCUE EQUIPMENT - REPLACEMENT	\$200.00	
		<b>TOTAL OPERATIONS</b>		<b>\$58,265.00</b>
<b>8000</b>		<b>TRAINING</b>		
	8005	AED, CPR, FIRST AID	\$454.00	
	8010	EMS/TEEX	\$0.00	
	8015	ISO	\$0.00	
	8020	TRAINING - VENDOR	\$3,500.00	\$9,000.00
	8025	PER DIEM TRAVEL/LODGING/FOOD	\$3,000.00	\$2,000.00
	8030	WILDLAND	\$0.00	\$500.00
	8035	EDUCATIONAL SUPPLIES(CD'S-TAPES-BOOKS-ETC)	\$0.00	\$600.00
		<b>TOTAL TRAINING</b>		<b>\$6,954.00</b>

110  
111  
112  
113  
114  
115  
116  
117  
118  
119  
120  
121  
122  
123  
124  
125  
126  
127  
128  
129  
130  
131  
132  
133  
134  
135  
136  
137  
138  
139  
140

CASSIE YFD/EMS, INC. BUDGET BUILD FOR FY 2020-2021					
Page 3 of 3					
GRO UP ACC T	DET AIL ACC T	CATEGORY NAME	BUDGET BUILD FOR FY 2020- 2021 BY	BUDGET BUILD FOR FY 2020- 2021 TOTAL	
<b>9000</b>		<b>PUBLIC RELATIONS</b>			
	9005	EDUCATIONAL SUPPLIES	\$100.00		
	9010	PUBLIC EDUCATION/RELATION/APPRECIATION	\$500.00		
	9015	SHIPPING AND POSTAGE	\$100.00		
	9020	PRINTING	\$100.00		
	9025	RECOGNITION/THANK YOU	\$500.00		
		<b>TOTAL PUB REL</b>		<b>\$1,300.00</b>	
<b>9500</b>		<b>CAPITAL EXPENDITURES (IND. ITEM OVER \$1000)</b>			
	9519	GROUND MONITORS FOR (E1 & E2)	\$0.00		
	9527	5" LARGE DIAMETER HOSE	\$0.00		
	9528	TURBO DRAFT	\$0.00		
	9529	5" INTAKE VALVE	\$0.00		
	9531	SELL ENGINE 1 AT 10 YEARS OLD & REPLACE WITH MINI PUMPEF	\$0.00		
	9532	UPDATE STATION 1 HVAC SYSTEM	\$7,635.00		\$5,234.00
	9533	UTV , WITH PUMP, TANK & TRAILER	\$30,000.00		
		<b>TOTAL CAPITAL EXP</b>		<b>\$37,635.00</b>	
		<b>TOTAL ESD BUDGET with Capital Expenditures</b>	\$212,701.00	\$212,701.00	
		<b>TOTAL ESD BUDGET withOUT Capital Expenditures</b>	\$175,066.00	\$175,066.00	\$24,034.00
		<b>BURNET COUNTY MUTUAL AID FUNDS</b>	\$5,000.00	\$5,000.00	
		<b>TOTAL OF ESD W/ CAP EXP &amp; BURNET CTY FUNDS</b>		<b>\$217,701.00</b>	

2:55 PM  
04/14/21  
Cash Basis

**Burnet County Emergency Services District #2**  
**Balance Sheet**  
As of March 31, 2021

	<u>Mar 31, 21</u>
<b>ASSETS</b>	
<b>Current Assets</b>	
Checking/Savings	
Certificate of Deposit 33086	156,489.26
First State Bank of Burnet	223,039.96
<b>Total Checking/Savings</b>	<u>379,529.22</u>
<b>Total Current Assets</b>	<u>379,529.22</u>
<b>TOTAL ASSETS</b>	<u><u>379,529.22</u></u>
<b>LIABILITIES &amp; EQUITY</b>	
<b>Equity</b>	
Unrestricted Net Assets	286,116.21
Net Income	93,413.01
<b>Total Equity</b>	<u>379,529.22</u>

2:55 PM  
04/14/21  
Cash Basis

**Burnet County Emergency Services District #2**  
**Balance Sheet**  
As of March 31, 2021

	<u>Mar 31, 21</u>
<b>TOTAL LIABILITIES &amp; EQUITY</b>	<u><u>379,529.22</u></u>

1				TOTAL			
2				Budget	Mar 21	Oct '20 - Mar 21	\$ Over Budget
1				TOTAL			
2				Budget	Mar 21	Oct '20 - Mar 21	\$ Over Budget
3			<b>Income</b>				
4			<b>Government Contracts</b>				
5			Local Government Contracts	240,308.00	4,702.56	236,480.78	-3,827.22
6			Government Contracts - Other	0.00	0.00	0.00	0.00
7			<b>Total Government Contracts</b>	<b>240,308.00</b>	<b>4,702.56</b>	<b>236,480.78</b>	<b>-3,827.22</b>
8			<b>Interest Earned</b>	<b>90.00</b>	<b>15.60</b>	<b>43.23</b>	<b>-46.77</b>
9			<b>Investments</b>				
10			Interest-Savings, Short-term CD	0.00	173.45	348.63	348.63
11			<b>Total Investments</b>	<b>0.00</b>	<b>173.45</b>	<b>348.63</b>	<b>348.63</b>
12			<b>Refund</b>	<b>489.00</b>	<b>0.00</b>	<b>0.00</b>	<b>-489.00</b>
13			<b>Reimburse Expenses</b>	<b>0.00</b>	<b>0.00</b>	<b>0.00</b>	<b>0.00</b>
14			<b>Total Income</b>	<b>240,887.00</b>	<b>4,891.61</b>	<b>236,872.64</b>	<b>-4,014.36</b>
1				TOTAL			
2				Budget	Mar 21	Oct '20 - Mar 21	\$ Over Budget
15			<b>Expense</b>				
16			<b>Contract Services</b>				
17			Accounting Fees	6,700.00	27.06	6,845.64	145.64
18			Cassie Volunteer Fire Dept	169,832.00	0.00	84,916.00	-84,916.00
19			CVFD-Capital Expenditures	45,000.00	7,635.00	39,766.00	-5,234.00
20			Insurance-Liability & D.O.	1,572.00	0.00	1,523.00	-49.00
21			Insurance-Workers Compensation	358.00	0.00	310.00	-48.00
22			Legal Fees	2,560.00	100.00	2,498.92	-61.08
23			Outside Contract Services	3,897.00	973.15	1,946.30	-1,950.70
24			<b>Total Contract Services</b>	<b>229,919.00</b>	<b>8,735.21</b>	<b>137,805.86</b>	<b>-92,113.14</b>
25			<b>Operations</b>				
26			Meeting space fees	600.00	0.00	300.00	-300.00
27			Newspaper Advertisement	100.00	0.00	0.00	-100.00
28			Postage, Mail Service	96.00	0.00	22.00	-74.00
29			<b>Total Operations</b>	<b>796.00</b>	<b>0.00</b>	<b>322.00</b>	<b>-474.00</b>

4		<b>Government Contracts</b>				
5		Local Government Contracts	240,308.00	4,702.56	236,480.78	-3,827.22
30		<b>Other Types of Expenses</b>				
31		Memberships and Dues	275.00	0.00	0.00	-275.00
32		Other Costs	1,000.00	0.00	0.00	-1,000.00
33		Sales Tax Election Expenses	2,000.00	2,500.00	5,331.77	3,331.77
34		<b>Total Other Types of Expenses</b>	<b>3,275.00</b>	<b>2,500.00</b>	<b>5,331.77</b>	<b>2,056.77</b>
35		<b>Travel and Meetings</b>				
36		Conference, Convention, Meeting	1,500.00	0.00	0.00	-1,500.00
37		Travel	600.00	0.00	0.00	-600.00
38		<b>Total Travel and Meetings</b>	<b>2,100.00</b>	<b>0.00</b>	<b>0.00</b>	<b>-2,100.00</b>
39		<b>Total Expense</b>	<b>236,090.00</b>	<b>11,235.21</b>	<b>143,459.63</b>	<b>-92,630.37</b>
40		<b>Net Income</b>	<b>4,797.00</b>	<b>-6,343.60</b>	<b>93,413.01</b>	<b>88,616.01</b>
41						