



BURNET COUNTY EMERGENCY SERVICES DISTRICT #2
P.O. BOX 249
BUCHANAN DAM, TEXAS 78609-0249

Minutes (Official) – August 27, 2020


1. (AI)¹Call meeting to order. (Schneider)

(AD)²At 10:04 a.m., August 27, 2020, the Meeting of the Board of Emergency Service Commissioners of Burnet County Emergency Services District #2 was called to order in the Cassie Community Center, 3920 RR 690, Burnet, Texas 78611. Notice of this meeting (Enclosure 1) had been previously posted at the Burnet County Courthouse and the Cassie Community Center in compliance with the provisions of Chapter 551, Texas Government Code.

2. (AI) Establish a quorum. (Schneider)

(AD) Board member in attendance were:

*Ben Schneider
Richard Bremer
Robbie Cheatham
Donna Kiley
Sharon Barclay*



Commissioner Schneider confirmed a quorum was present

3. (AI) Pledge of Allegiance.

(AD) The quorum having been established, the Pledge of Allegiance to the United States was rendered with appropriate honors

4. (AI) Invocation.

(AD) The Invocation was offered by Commissioner Bremer

¹ AI – Agenda Item

² AD – Action and/or Discussion by BCESD-2Commissioners

5. (AI) Welcome guests.

(AD) Commissioner Schneider welcomed attending guests who included:

CVFD Fire Chief Derrick Curtis

CVFD EMS Lieutenant Laura Schneider

CVFD Chuck Schoenfeld

6. (AI) Comments from the Board and Public not scheduled on the agenda may speak, however no action can be taken on these items and the Board will not debate the comments at this meeting. Comments regarding specific agenda items should occur when the item is called.

(AD) Commissioner Schneider called for public comments; none were given.

7. (AI) Accept minutes from previous meetings

(AD) Commissioner Schneider called for comments or corrections from the Board regarding the minutes from the July 30, 2020 BCESD #2 meeting. With no additional changes, Commissioner Schneider accepted the minutes as presented.

Commissioner Schneider called for comments or corrections from the Board regarding the minutes from July 20, 2020 BCESD #2 Special Meeting to consider 2020-21 Budget. Commissioner Barclay abstained as she was not present. With no additional changes, Commissioner Schneider accepted the minutes as presented.

Commissioner Schneider called for comments or corrections from the Board regarding the minutes from the August 10, 2020 BCESD #2 Special Meeting to order an election for Sales Tax Proposition on the November ballot. With no additional changes, Commissioner Schneider accepted the minutes as presented.

**8. (AI) Report from the Cassie VFD Chief
Number and types of calls
Training activity
Other department activities**

(AD) Chief Curtis reported a total of 15 calls for the month of July; 6 EMS and 9 Fire calls. Year-to-date is 110 calls which is approximately a 35% increase from last year. Average response time for July is 16:54 and year-to-date 10:51; Chief Curtis reported that the increase in response time was attributed to multiple mutual aid calls.

Personnel per call average July is 4.7 and year-to-date 4.3. There was discussion related to increased response time, mutual aid, and overlapping calls. Chief Curtis reported that during July there had been overlapping water rescue calls, one on Lake Buchanan and one on Inks Lake, in addition to a response in a remote area of Reveille Peak Ranch. Chief Curtis also spoke to the increase in water rescue calls – 14 this year. Also discussed were the “Cancelled Enroute” calls; Chief Curtis reported that when a structure fire occurs in select jurisdictions, that they are toned out (mutual aid) for assistance and often cancelled when the responding agency arrives and the scene is secured. (Enclosure 2).

Chief Curtis reported that Brush 1 was back in service. He also reported that CVFD will be issued a refund on the unordered maintenance from the dealership.

(AI) Cassie VFD Financial Report

(AD) Lt. Schneider provided the Board a summary of the CVFD Financial Report (Enclosure 3). As of July 31, 2020, CVFD had a balance of \$116,237.53 in Checking; the increase in the amount was due to receiving the ESD 4th Quarter Distribution. Total expenses for July was \$12,031.21 which included items for operations and fuel. Lt. Schneider reported on the report by class; Lt. Schneider reported that there was \$4.03 left in Mutual Aid allotments, there will be expenses but no more income for this year. Currently there is a \$71,243.68 net income. Current YTD expenses are \$158,513.74. In speaking to the expenses, Lt. Schneider reported that ESD funds support all operations, Fire Department funds that are received such as donations are earmarked to support items outside of the Operations budget such as customer appreciation.

9. (AI) Review previously approved CVFD Capital expenditure. (Schneider)

(AD) Chief Curtis provided information on previously approved Capital Expenditure items (Enclosure 4) The items to be purchased are a monitor for the Tender Truck and a new flagpole; total cost is \$2927.95. Commissioner Bremer discussed that funds remain for this Fiscal Year in the Capital Budget.

10. (AI) Treasurer Report for ESD #2 (Bremer)

(AD) Commissioner Bremer reported \$267,196.40 in current assets on July 31, 2020; \$111,232.67 in Checking and \$155,963.73 in CD. (Enclosure 5) With no further discussion, the Treasurer’s Report was accepted as presented.

Commissioner Bremer reported receiving CVFD proposed budget from Lt. Schneider. (Enclosure 6) Commissioner Schneider asked Lt. Schneider if the proposed 2020-21 Budget satisfies all of the financial obligations for anticipated goods and services during said

period. Lt. Schneider replied that it should cover Operational expenses. For Capital Funds CVFD chose to cut back items and chose the highest priorities items; the items that were removed are still being considered with alternative funding, perhaps with grants. The items cut were items that would enhance delivery of water and increase the ISO ratings. Commissioner Schneider made a motion to accept the revised Cassie VFD 2020-21 Budget in the amount of \$217,830.50; the motion carried 5-0.

11. (AI) Discussion and/or action concerning the disbursement of funds of ESD #2 Funds. (Bremer)

(AD) Commissioner Bremer stated that in the upcoming month that he anticipates the Legal fees, Capital items, and payment to the Burnet County Central Appraisal District for \$977. In addition, CVFD will be submitting statements for mailing expenses.

There was discussion related to mailing a postcard as a reminder for the upcoming Sales Tax Election; Commissioner Barclay and Chief Curtis will complete the final design and submit for printing to Vista Print so they can be mailed mid-September.

Lt. Schneider discussed that Cassie Community Center will be a "Vote Center" on election day to allow all citizens of Burnet County to vote at any "Vote Center."

12. (AI) Adjourn regular meeting and convene Public Hearing on ESD Budget.

(AD) At 1054, Commissioner Schneider recessed the Regular Meeting and convened a Public Hearing on the adoption of the 2020-21 Burnet County ESD #2 Budget, announced in the Burnet Bulletin in compliance with provisions of Chapter 551 of the Texas Government Code. (Enclosure 7)

13. (AI) Adjourn Public Hearing and reconvene regular meeting

(AD) Commissioner Schneider called for discussion of the 2020-21 Burnet County ESD #2 Budget; no discussion was rendered.

With no discussion, the Public Hearing was adjourned at 1055 and the Regular Meeting was reconvened.

14. (AI) Discussion and/or action concerning the ESD Budget for 2020-2021

(AD) Commissioner Schneider called for discussion of the 2020-21 Burnet County ESD Budget (Enclosure 8). Commissioner Barclay discussed the line item of Conference/Meeting and asked if this was enough to cover for full participation. Commissioner Schneider and Commissioner Bremer stated that if necessary that the line item could be amended at a later time.

Commissioner Barclay made the motion to accept the 2020-21 Burnet County ESD #2 Budget in the amount of \$240,308.00 as submitted by Commissioner Bremer; the motion carried 5-0.

15. (AI) Adjourn regular meeting and convene Public Hearing to set Tax Rate for 2020-2021

(AD) At 1103, Commissioner Schneider recessed the Regular Meeting and convened the Public Hearing of the Burnet County ESD #2 concerning establishing the 2020-21 Tax Rate as announced in the Burnet Bulletin in compliance with provisions of Chapter 551 of the Texas Government Code.

16. (AI) Adjourn Public Hearing and reconvene regular meeting

(AD) Commissioner Schneider called for public discussion of the 2020-21 Tax Rate; with no discussion, the meeting was adjourned at 1104 and the Regular Meeting was convened.

17. (AI) Discussion and/or action regarding the Tax Rate for 2020-2021

(AD) Commissioner Schneider called for discussion and approval of the 2020-21 Burnet County ESD #2 Tax Rate at the rate of 10 cents per \$100 valuation.

Commissioner Bremer made the motion that the Burnet County ESD #2 2020-21 Tax Rate be set at 10 cents per \$100 valuation; the motion carried 5-0. (Enclosure 9)

18. (AI) Calendar of Events for September 2020.

- A. Review previously approved Capital expenditures.**
- B. Approve and sign a one-year Fire Service Contract with selected Service Provider.**
- C. Assign and monitor 1295 contract numbers to each ESD Service Provider.**
- D. Schedule annual audit of the ESD and CVFD with the selected CPA firm.**

(AD) Commissioner Schneider reviewed upcoming Calendar of Events for September 2020.

19. (AI) Next meeting 10:00AM Thursday, September 24, 2020 at the Cassie Community Center.

(AD) Commissioner Schneider announced that the next regular ESD Meeting will be on Thursday, September 24, 2020 at 10:00 a.m. at the Cassie Community Center.

20. (AI) Adjourn

(AD) With no additional business, the BCESD#2 August 27, 2020 meeting was adjourned at 11:07 a.m. by Commissioner Schneider.

Sharon K. Barclay
Secretary
Emergency Service District 2
Burnet County
August 27, 2020

Benjamin H. Schneider
President
Emergency Service District 2
Burnet County
August 27, 2020



BURNET COUNTY EMERGENCY SERVICES DISTRICT #2
P.O. BOX 249
BUCHANAN DAM, TEXAS 78609-0249

BURNET COUNTY EMERGENCY SERVICES DISTRICT #2

NOTICE OF REGULAR MEETING

In compliance with the provisions of Chapter 551, Texas Government Code, notice is hereby given of a Regular Meeting of the Board of Emergency Services Commissioners of Burnet County Emergency Services District #2, to be held at the Cassie Community Center located at 3920 RR 690, Burnet, Texas 78611 at 10:00 AM on Thursday, August 27, 2020. This agenda is posted in the Burnet County Courthouse and at the Cassie Community Center.

The following agenda items will be discussed, considered and action taken as appropriate.

AGENDA

1. Call meeting to order. (Schneider)
2. Establish a quorum. (Schneider)
3. Pledge of Allegiance. (Schneider)
4. Invocation. (Bremer)
5. Welcome guests. (Schneider)
6. Comments from the Board and Public not scheduled on the agenda may speak, however no action can be taken on these items and the Board will not debate the comments at this meeting. Comments regarding specific agenda items should occur when the item is called. There is a 2 minute speaking limit.
7. Accept minutes from July 30, 2020 meeting. (Schneider)
8. Report from the Fire Chief. (Curtis)
 - Number and types of calls.
 - Training activity
 - Other department
- A. Cassie VFD Treasurer's Report. (L. Schneider)



BURNET COUNTY EMERGENCY SERVICES DISTRICT #2
P.O. BOX 249
BUCHANAN DAM, TEXAS 76809-0249

9. Review previously approved CVFD capital expenditure. (Schneider)
10. Treasurer's Report for ESD #2. (Bremer)
11. Discussion and/or action concerning the disbursement of ESD #2 funds. (Bremer)
12. Adjourn regular meeting and convene Public Hearing on ESD Budget.
13. Adjourn Public Hearing and reconvene regular meeting.
14. Discussion and/or action concerning the ESD Budget for 2020-2021.
15. Adjourn regular meeting and convene Public Hearing to set Tax Rate for 2020-2021.
16. Adjourn Public Hearing and reconvene regular meeting.
17. Discussion and/or action regarding the Tax Rate for 2020-2021.
18. Calendar of Events for September 2020.
 - A. Review previously approved Capital expenditures.
 - B. Approve and sign a one year Fire Service Contract with selected Service Provider.
 - C. Assign and monitor 1295 contract numbers to each ESD Service Provider.
 - D. Schedule annual audit of the ESD and CVFD with the selected CPA firm.
19. Next meeting 10:00AM Thursday, September 24, 2020 at the Cassie Community Center.
20. Adjourn.

Benjamin H. Schneider, President

Cassie VFD/ Burnet ESD 2

Burnet, TX

This report was generated on 8/25/2020 9:23:41 AM



Incident Statistics

Start Date: 07/01/2020 | End Date: 07/31/2020

INCIDENT COUNT			
INCIDENT TYPE		# INCIDENTS	
EMS		6	
FIRE		9	
TOTAL		15	
TOTAL TRANSPORTS (N2 and N3)			
APPARATUS	# of APPARATUS TRANSPORTS	# of PATIENT TRANSPORTS	TOTAL # of PATIENT CONTACTS
TOTAL			
PRE-INCIDENT VALUE		LOSSES	
\$0.00		\$0.00	
CO CHECKS			
TOTAL			
MUTUAL AID			
Aid Type		Total	
Aid Given		9	
Aid Received		1	
OVERLAPPING CALLS			
# OVERLAPPING		% OVERLAPPING	
4		26.67	
LIGHTS AND SIREN - AVERAGE RESPONSE TIME (Dispatch to Arrival)			
Station	EMS	FIRE	
Cassie VFD-Elms Station	0:17:42	0:19:54	
AVERAGE FOR ALL CALLS		0:18:26	
LIGHTS AND SIREN - AVERAGE TURNOUT TIME (Dispatch to Enroute)			
Station	EMS	FIRE	
Cassie VFD-Elms Station	0:03:09	0:06:33	
AVERAGE FOR ALL CALLS		0:05:18	
AGENCY		AVERAGE TIME ON SCENE (MM:SS)	
Cassie VFD/ Burnet ESD 2		33:51	

Only Reviewed Incidents Included. CO Checks only includes Incident Types: 424, 736 and 734. # Apparatus Transports = # of Incidents where apparatus transported. # Patient Transports = All patients transported by EMS. # Patient Contacts = # of PCR contacted by apparatus. This report now returns both NEMSIS 2 & 3 data as appropriate. For overlapping calls that span over multiple days, total per month will not equal Total count for year.

emergencyreporting.com
 Doc Id: 1645
 Page # 1 of 1

Cassie VFD/ Burnet ESD 2

Burnet, TX

This report was generated on 8/25/2020 9:24:12 AM



Incident Statistics

Start Date: 01/01/2020 | End Date: 07/31/2020

INCIDENT COUNT			
INCIDENT TYPE		# INCIDENTS	
EMS		69	
FIRE		41	
TOTAL		110	
TOTAL TRANSPORTS (N2 and N3)			
APPARATUS	# of APPARATUS TRANSPORTS	# of PATIENT TRANSPORTS	TOTAL # of PATIENT CONTACTS
TOTAL			
PRE-INCIDENT VALUE		LOSSES	
\$388,163.00		\$65,000.00	
TOTAL			
CO CHECKS			
TOTAL			
MUTUAL AID			
Aid Type		Total	
Aid Given		39	
Aid Received		21	
OVERLAPPING CALLS			
# OVERLAPPING		% OVERLAPPING	
18		16.36	
LIGHTS AND SIREN - AVERAGE RESPONSE TIME (Dispatch to Arrival)			
Station	EMS	FIRE	
Cassie VFD-Elms Station	0:11:27	0:21:16	
AVERAGE FOR ALL CALLS		0:13:52	
LIGHTS AND SIREN - AVERAGE TURNOUT TIME (Dispatch to Enroute)			
Station	EMS	FIRE	
Cassie VFD-Elms Station	0:03:10	0:06:53	
AVERAGE FOR ALL CALLS		0:04:04	
AGENCY		AVERAGE TIME ON SCENE (MM:SS)	
Cassie VFD/ Burnet ESD 2		55:39	

Only Reviewed Incidents Included. CO Checks only includes Incident Types: 424, 735 and 734. # Apparatus Transports = # of Incidents where apparatus transported. # Patient Transports = All patients transported by EMS. # Patient Contacts = # of PCR contacted by apparatus. This report now returns both NEMSIS 2 & 3 data as appropriate. For overlapping calls that span over multiple days, total per month will not equal Total count for year.

emergencyreporting.com
Doc ID: 1645
Page # 1 of 1

Cassie VFD/ Burnet ESD 2

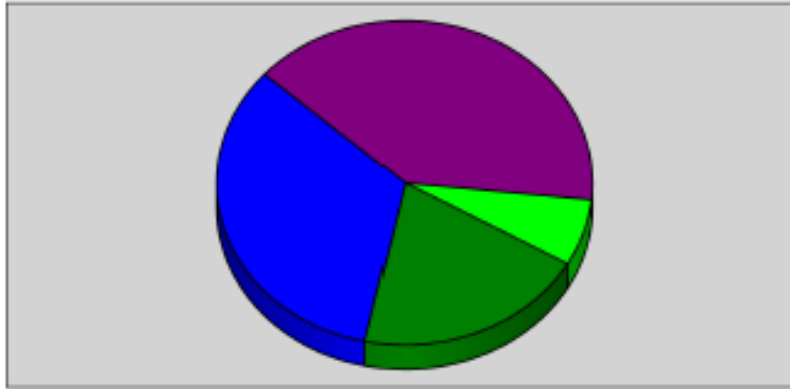
Burnet, TX

This report was generated on 8/25/2020 9:24:56 AM



Major Incident Types by Month for Date Range

Start Date: 07/01/2020 | End Date: 07/31/2020



■ Fire ■ Good Intent Call ■ Rescue & Emergency Medical Service Incident ■ Service Call

INCIDENT TYPE	JUL	TOTAL
Fire	3	3
Good Intent Call	5	5
Rescue & Emergency Medical Service Incident	6	6
Service Call	1	1
Total	15	15

Only REVIEWED incidents included

emergencyreporting.com
Doc ID: 495
Page # 1

Cassie VFD/ Burnet ESD 2

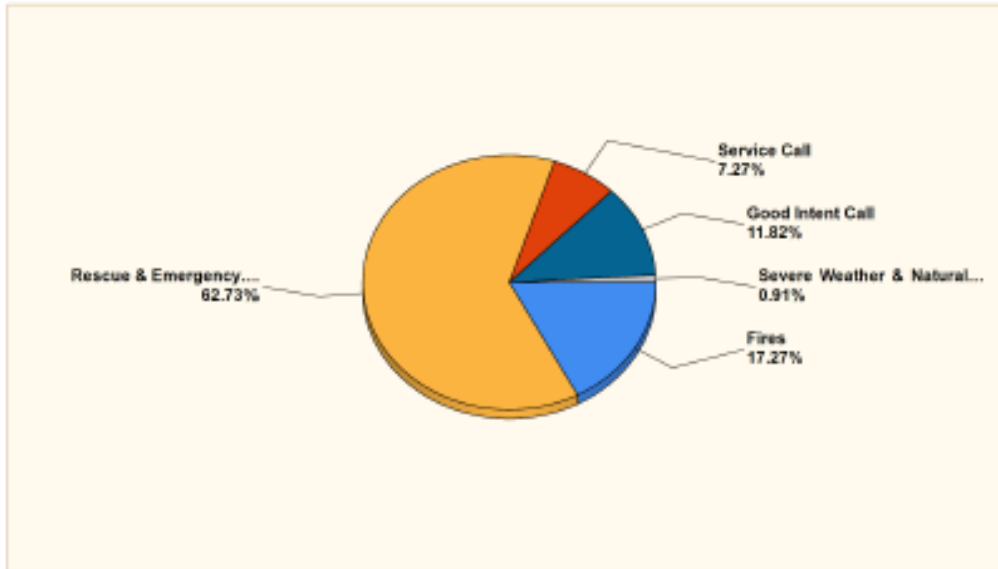
Burnet, TX

This report was generated on 8/25/2020 9:20:51 AM



Breakdown by Major Incident Types for Date Range

Zone(s): All Zones | Start Date: 01/01/2020 | End Date: 07/31/2020



MAJOR INCIDENT TYPE	# INCIDENTS	% of TOTAL
Fires	19	17.27%
Rescue & Emergency Medical Service	69	62.73%
Service Call	8	7.27%
Good Intent Call	13	11.82%
Severe Weather & Natural Disaster	1	0.91%
TOTAL	110	100%

Only REVIEWED and/or LOCKED IMPORTED incidents are included. Summary results for a major incident type are not displayed if the count is zero.



emergencyreporting.com
Doc ID: 503
Page # 1 of 2

Detailed Breakdown by Incident Type		
INCIDENT TYPE	# INCIDENTS	% of TOTAL
111 - Building fire	7	6.36%
122 - Fire in motor home, camper, recreational vehicle	1	0.91%
131 - Passenger vehicle fire	1	0.91%
132 - Road freight or transport vehicle fire	1	0.91%
141 - Forest, woods or wildland fire	1	0.91%
142 - Brush or brush-and-grass mixture fire	4	3.64%
143 - Grass fire	4	3.64%
311 - Medical assist, assist EMS crew	7	6.36%
321 - EMS call, excluding vehicle accident with injury	43	39.09%
322 - Motor vehicle accident with injuries	2	1.82%
324 - Motor vehicle accident with no injuries	4	3.64%
341 - Search for person on land	1	0.91%
342 - Search for person in water	4	3.64%
360 - Extrication, rescue, other	3	2.73%
363 - Swift water rescue	1	0.91%
365 - Watercraft rescue	4	3.64%
511 - Lock-out	1	0.91%
541 - Animal problem	1	0.91%
553 - Public service	2	1.82%
561 - Unauthorized burning	4	3.64%
611 - Dispatched & cancelled en route	10	9.09%
621 - Wrong location	1	0.91%
622 - No incident found on arrival at dispatch address	1	0.91%
651 - Smoke scare, odor of smoke	1	0.91%
813 - Wind storm, tornado/hurricane assessment	1	0.91%
TOTAL INCIDENTS:	110	100%

Only REVIEWED and/or LOCKED IMPORTED incidents are included. Summary results for a major incident type are not displayed if the count is zero.



emergencyreporting.com
 Doc ID: 553
 Page # 2 of 2

Cassie VFD/ Burnet ESD 2

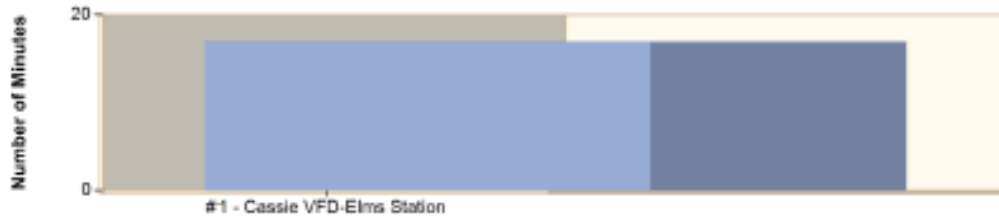
Burnet, TX

This report was generated on 8/25/2020 9:17:39 AM



Average Response Time per Station for Date Range

Start Date: 07/01/2020 | End Date: 07/31/2020



STATION	AVERAGE RESPONSE MM:SS (Dispatch to Arrived)
#1 - Cassie VFD-Elms Station	16:54

Average Response Time per Station for Date Range

Start Date: 01/01/2020 | End Date: 07/31/2020

STATION	AVERAGE RESPONSE MM:SS (Dispatch to Arrived)
#1 - Cassie VFD-Elms Station	10:51

AVERAGE RESPONSE TIME calculated from the average time difference between DISPATCH and ARRIVED times on Basic Info 4. Only REVIEWED incidents included.



emergencyreporting.com
Doc ID: 50
Page # 1 of 1

Cassie VFD/ Burnet ESD 2

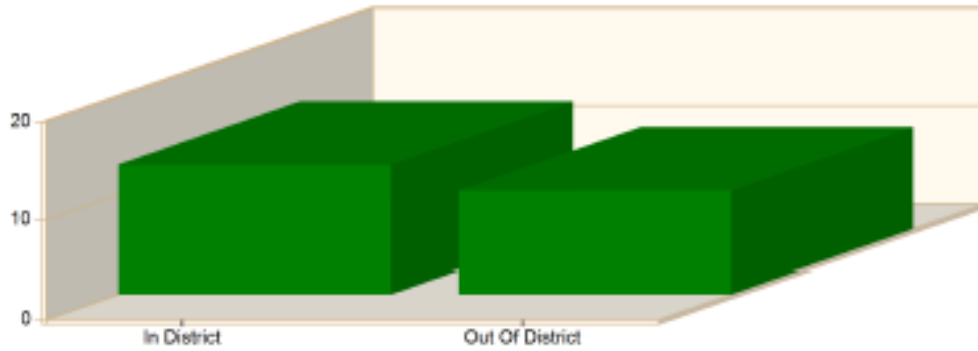
Burnet, TX

This report was generated on 8/25/2020 9:22:06 AM



Incident Average Response Time per Shift for Date Range

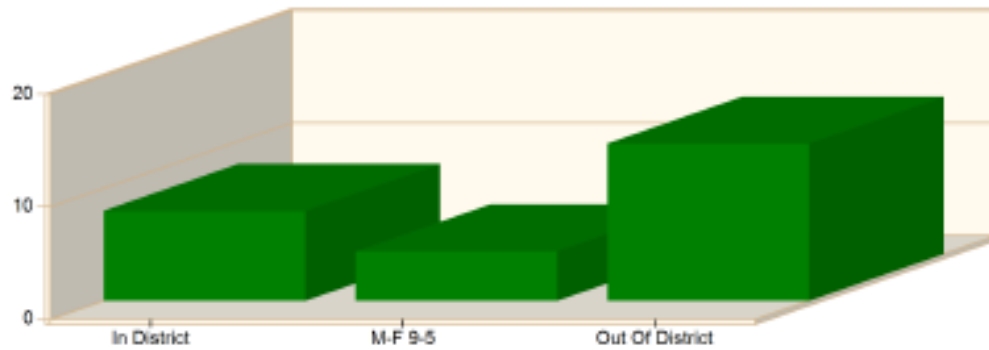
Start Date: 07/01/2020 | End Date: 07/31/2020



SHIFT	AVERAGE RESPONSE TIME (min) (Dispatch to Arrived)	CALLS
In District	13.04	5
Out Of District	10.40	10
Total Number of Calls:		15

Incident Average Response Time per Shift for Date Range

Start Date: 01/01/2020 | End Date: 07/31/2020



SHIFT	AVERAGE RESPONSE TIME (min) (Dispatch to Arrived)	CALLS
In District	7.98	47
M-F 9-5	4.38	24
Out Of District	13.96	39
Total Number of Calls:		110

Incident Average Response Time calculated from Dispatch to first arriving unit apparatus Arrived time. Only Reviewed Incidents are Included. Incidents that are Cancelled with no apparatus actually arriving are not part of the Incident count.

emergencyreporting.com
Doc Id: 50
Page # 1 of 1

Cassie VFD/ Burnet ESD 2

Burnet, TX

This report was generated on 8/25/2020 9:26:19 AM



Personnel Count per Incident for Date Range

Start Date: 07/01/2020 | End Date: 07/31/2020

INCIDENT				NUMBER OF PEOPLE		
NUMBER	DATE	INCIDENT TYPE	FDID	ON APPARATUS	NOT ON APPARATUS	TOTAL
2020-2000096	7/3/2020 15:28:25	142 - Brush or brush-and-grass mixture fire	BP208	3	2	5
2020-2000097	7/4/2020 13:29:08	621 - Wrong location	BP208	2	3	5
2020-2000098	7/4/2020 21:44:28	143 - Grass fire	BP208	4	1	5
2020-2000099	7/6/2020 11:02:37	611 - Dispatched & cancelled en route	BP208	1	0	1
2020-2000100	7/6/2020 12:28:25	611 - Dispatched & cancelled en route	BP208	2	0	2
2020-2000101	7/7/2020 15:23:47	342 - Search for person in water	BP208	3	2	5
2020-2000102	7/7/2020 15:51:10	342 - Search for person in water	BP208	5	0	5
2020-2000103	7/11/2020 12:31:07	561 - Unauthorized burning	BP208	3	2	5
2020-2000104	7/17/2020 12:58:18	143 - Grass fire	BP208	4	2	6
2020-2000105	7/18/2020 12:58:20	611 - Dispatched & cancelled en route	BP208	4	2	6
2020-2000106	7/19/2020 09:02:12	611 - Dispatched & cancelled en route	BP208	1	5	6
2020-2000107	7/19/2020 09:02:19	324 - Motor vehicle accident with no injuries.	BP208	3	2	5
2020-2000108	7/20/2020 17:22:16	321 - EMS call, excluding vehicle accident with injury	BP208	3	0	3
2020-2000109	7/22/2020 14:28:53	365 - Watercraft rescue	BP208	4	1	5
2020-2000110	7/29/2020 20:50:05	342 - Search for person in water	BP208	4	2	6
AVERAGES:				3.1	1.6	4.7

Personnel Count per Incident for Date Range

Start Date: 01/01/2020 | End Date: 07/31/2020

AVERAGES: **3.3** **1.0** **4.3**

Only REVIEWED Incidents Included



 emergencyreporting.com
 Doc Id: 368
 Page # 1

5:21 PM
08/18/20
Cash Basis

**Cassie Volunteer Fire Department
Balance Sheet
As of July 31, 2020**

	Jul 31, 20
ASSETS	
Current Assets	
Checking/Savings	
1010 - CASSIE VFD-ESD2	118,237.53
Total Checking/Savings	118,237.53
Total Current Assets	118,237.53
Fixed Assets	
1410 - Land	13,820.89
1420 - Furniture & Fixtures	7,987.10
1430 - Vehicles & Equipment	1,048,210.40
1440 - EMS Equipment	5,037.58
1450 - Communication Equipment	98,987.85
1460 - Buildings	113,750.42
1510 - Accumulated Depreciation	-738,920.38
Total Fixed Assets	548,853.44
Other Assets	
1100 - Grant Receivable	3,770.25
Total Other Assets	3,770.25
TOTAL ASSETS	668,861.22
LIABILITIES & EQUITY	
Liabilities	
Current Liabilities	
Other Current Liabilities	
2010 - Employer & Emp. Payroll Tax	1,425.38
Total Other Current Liabilities	1,425.38
Total Current Liabilities	1,425.38
Total Liabilities	1,425.38
Equity	
3010 - Unrestricted Net Assets-ResEm	598,192.18
Net Income	71,243.68
Total Equity	667,435.88
TOTAL LIABILITIES & EQUITY	668,861.22

6:12 PM
08/18/20
Cash Basis

Cassie Volunteer Fire Department
Profit & Loss Budget vs. Actual
October 2018 through July 2020

	Oct '19 - Jul 20	Budget	\$ Over Budget
Income			
4000 - Income			
4005 - ESD payments	180,278.00	180,279.50	-3.50
4010 - Individual Donations	3,250.00		
4015 - Memorial Donations	150.00		
4020 - Group & Company Donations	800.00		
4030 - County Funds	13,742.30	7,541.00	6,201.30
4035 - FD Equipment Sale	100.10		
4040 - FD Reimbursement	1,104.81		
4065 - Training Reimbursement	3,159.00		
4070 - ESD Reimbursement	1,198.80		
4075 - Grant Reimbursement-nontraining	14,987.50		
4085 - ESD Pyrms-Capital Expenditures	31,189.11	42,500.00	-11,310.89
Total 4000 - Income	229,757.42	210,320.50	19,436.92
Total Income	229,757.42	210,320.50	19,436.92
Expense			
5000 - ADMINISTRATIVE			
5005 - Accounting	1,000.00	1,300.00	-300.00
5010 - Legal Services	0.00	100.00	-100.00
5015 - Meetings	262.35	225.00	37.35
5020 - Office Equipment/Maint.	647.94	258.00	389.94
5025 - Office Supplies	1,188.38	750.00	438.38
5030 - Printer Supplies	288.84	300.00	-31.16
5035 - Shipping/Postage/PO Box Rental	480.10	150.00	310.10
5040 - Subscrip/Dues/Membership/RecMgmt	7,788.92	10,718.00	-2,927.08
5045 - Travel Allowance	0.00	100.00	-100.00
5050 - Uniforms (Caps and Shirts)	1,147.58	4,000.00	-2,852.42
5055 - Printing Services	8.40	100.00	-93.60
5060 - Banking/Std/DepBox/Chks/Bkgs/Cks	20.00	100.00	-80.00
5070 - Replen Petty Cash/Toil Charges	0.00	350.00	-350.00
Total 5000 - ADMINISTRATIVE	12,790.51	18,449.00	-5,658.49
5200 - PAID POSITION			
5205 - Base Salary	41,481.84	49,000.00	-7,538.38
5215 - CVFD SS & Medicare Tax Match	3,171.98	3,748.50	-576.54
Total 5200 - PAID POSITION	44,653.80	52,748.50	-8,114.90
5300 - BUILDING AND GROUNDS			
5305 - Botanical Supplies	0.00	50.00	-50.00
5310 - Janitorial Supplies	83.95	200.00	-116.05
5320 - Repairs and Maintenance	3,888.44	3,500.00	388.44
5325 - Furn&YardEquip Repl/Rep/New	183.97	520.00	-336.03
5330 - Electrical Service	2,004.98	3,750.00	-1,745.02
5335 - Telephone Service	3,362.19	2,527.00	835.19
Total 5300 - BUILDING AND GROUNDS	9,303.53	10,547.00	-1,243.47
5600 - COMMUNICATIONS			
5605 - Batteries, Clips, Acc.	882.18	250.00	632.18
5615 - Non-Warranty Repair	0.00	150.00	-150.00
5620 - Digital Radio and Pagers	0.00	500.00	-500.00
Total 5600 - COMMUNICATIONS	882.18	900.00	-17.82
6600 - INSURANCE			
6605 - Building and Property	3,541.00	3,813.00	-272.00
6610 - Vehicle	7,258.00	8,788.00	-1,530.00
6615 - Personnel Coverage	8,972.00	8,901.00	71.00
Total 6600 - INSURANCE	19,769.00	21,500.00	-1,531.00
7000 - OPERATIONS			
7010 - Fuel-Vehicle and Equipment	404.24	500.00	-95.76
7012 - Fuelman-Vehicles & Equipment	2,788.97	4,530.00	-1,743.03

8:12 PM
08/18/20
Cash Basis

**Cassie Volunteer Fire Department
Profit & Loss Budget vs. Actual
October 2019 through July 2020**

	Oct '19 - Jul 20	Budget	\$ Over Budget
7015 - Equipment Maint/Repr-Vendor	0.00	500.00	-500.00
7020 - Fire Extingulsher Test/Repr	232.80	250.00	-17.20
7025 - Fire Suppressant Supplies	0.00	5,000.00	-5,000.00
7030 - First Responder Supplies	3,728.44	4,000.00	-271.56
7035 - Ladder, Pump & Hose Testing	2,967.20	3,000.00	-432.80
7040 - Minor Tools	125.70	150.00	-24.30
7045 - Veh/Epmt Lights-Decals-Safety	0.00	100.00	-100.00
7050 - Personal Protect Equip-PPE	11,278.68	4,000.00	7,278.68
7055 - PPE Testing/Cleaning/Repair	0.00	500.00	-500.00
7060 - Rehabilitation Supplies	1,175.79	500.00	675.79
7065 - Rescue Equipment Maint/Repr	172.67	100.00	72.67
7070 - SCBA Testing/Hydro/Facemask/Pack	1,088.00	1,200.00	-114.00
7072 - SCBA MAINTENANCE & REPAIR	250.80	500.00	-249.40
7075 - State Veh Safety Inspect/Regist	37.00	151.00	-114.00
7080 - Vehicle Maintenance/Repair	1,363.38	550.00	813.38
7085 - Vehicle Maint/Repr(Vendor)	4,964.31	5,000.00	-35.69
7090 - Equipmt Reprmtg(Fire Fghtg)	1,018.02	1,750.00	-731.98
7095 - Fire Fighting Equipmt - NEW	803.98	2,500.00	-1,696.04
7100 - Rescue Equipment - NEW	1,333.59	1,000.00	333.59
7105 - Rescue Equipment - REPLMNT	0.00	200.00	-200.00
Total 7000 - OPERATIONS	33,429.31	35,981.00	-2,551.69
8000 - TRAINING			
8005 - AED, CPR, First Aid	0.00	454.00	-454.00
8020 - Training -VENDOR	6,173.47	12,500.00	-6,326.53
8025 - Per Diem Travel/Lodging	1,736.38	5,000.00	-3,263.62
8030 - Wildland	0.00	500.00	-500.00
8035 - Educational Supplies	0.00	800.00	-800.00
Total 8000 - TRAINING	7,909.85	19,054.00	-11,144.15
9000 - PUBLIC RELATIONS			
9005 - Educational Supplies	0.00	100.00	-100.00
9010 - Public Educatn/Relatn/Apprth	0.00	500.00	-500.00
9015 - Shipping and Postage	0.00	100.00	-100.00
9020 - Printing	0.00	100.00	-100.00
9025 - Recognition/Thank You	500.00	500.00	0.00
Total 9000 - PUBLIC RELATIONS	500.00	1,300.00	-800.00
9500 - CAPITAL EXPENDITURES			
9512 - Pagers-30 New	8,930.00	9,500.00	-570.00
9515 - Fire Equipment-Folding Water Tk	0.00	2,500.00	-2,500.00
9518 - Fire Monitor Nozzle for T184440	0.00	2,000.00	-2,000.00
9521 - Tires-6 New Tires for T1-46440	3,832.85	5,000.00	-1,167.15
9525 - Lawn/Ground Equipment	8,007.51	8,000.00	7.51
9526 - Ice Maker	3,085.47	5,000.00	-1,914.53
9530 - Medical Equipment	3,288.00	5,000.00	-1,712.00
9545 - Remodel & Repairs-Flag Pole	0.00	1,500.00	-1,500.00
9570 - Rescue Equip-Thermal Imaging Un	0.00	1,500.00	-1,500.00
9580 - Computer Equipment-Laptop	2,351.93	2,500.00	-148.07
Total 9500 - CAPITAL EXPENDITURES	29,295.76	42,500.00	-13,204.24
Total Expense	158,513.74	202,779.50	-44,265.76
Net Income	71,243.68	7,541.00	63,702.68

4:08 PM
08/18/20
Cash Basis

Cassie Volunteer Fire Department
Profit & Loss by Class
October 2018 through July 2020

	ESD	ESDC	FD	FDE	FDMA	TOTAL
Income						
4000 - Income						
4005 - ESD payments	108,527.50	0.00	0.00	53,748.50	0.00	160,276.00
4010 - Individual Donations	0.00	0.00	3,250.00	0.00	0.00	3,250.00
4015 - Memorial Donations	0.00	0.00	150.00	0.00	0.00	150.00
4020 - Group & Company Donations	0.00	0.00	800.00	0.00	0.00	800.00
4030 - County Funds	0.00	0.00	3,805.25	0.00	9,937.05	13,742.30
4035 - FD Equipment Sale	100.10	0.00	0.00	0.00	0.00	100.10
4040 - FD Reimbursement	1,104.81	0.00	0.00	0.00	0.00	1,104.81
4055 - Training Reimbursement	3,159.00	0.00	0.00	0.00	0.00	3,159.00
4070 - ESD Reimbursement	1,198.80	0.00	0.00	0.00	0.00	1,198.80
4075 - Grant Reimbursement-nontraining	14,987.50	0.00	0.00	0.00	0.00	14,987.50
4095 - ESD Pymts-Capital Expenditures	0.00	31,189.11	0.00	0.00	0.00	31,189.11
Total 4000 - Income	127,077.51	31,189.11	7,805.25	53,748.50	9,937.05	229,757.42
Total Income	127,077.51	31,189.11	7,805.25	53,748.50	9,937.05	229,757.42
Expense						
5000 - ADMINISTRATIVE						
5005 - Accounting	250.00	0.00	0.00	750.00	0.00	1,000.00
5015 - Meetings	0.00	0.00	282.35	0.00	0.00	282.35
5020 - Office Equipment/Maint.	347.95	0.00	299.99	0.00	0.00	647.94
5025 - Office Supplies	1,188.38	0.00	0.00	0.00	0.00	1,188.38
5030 - Printer Supplies	288.84	0.00	0.00	0.00	0.00	288.84
5035 - Shipping/Postage/PO Box Rental	480.10	0.00	0.00	0.00	0.00	480.10
5040 - Subscrip/Dues/Membrshp/RecMgmt	7,788.92	0.00	0.00	0.00	0.00	7,788.92
5050 - Uniforms (Caps and Shirts)	1,147.58	0.00	0.00	0.00	0.00	1,147.58
5055 - Printing Services	8.40	0.00	0.00	0.00	0.00	8.40
5060 - Banking/CityDepBox/Chks/Bkgs/Cks	20.00	0.00	0.00	0.00	0.00	20.00
5065 - Finance Chgs/Late Fees/Sales Tx	0.00	0.00	0.00	0.00	0.00	0.00
Total 5000 - ADMINISTRATIVE	11,478.17	0.00	582.34	750.00	0.00	12,790.51
5200 - PAID POSITION						
5205 - Base Salary	0.00	0.00	0.00	41,481.84	0.00	41,481.84
5215 - CVFD SS & Medicare Tax Match	0.00	0.00	0.00	3,171.98	0.00	3,171.98
Total 5200 - PAID POSITION	0.00	0.00	0.00	44,653.80	0.00	44,653.80
5300 - BUILDING AND GROUNDS						
5310 - Janitorial Supplies	83.95	0.00	0.00	0.00	0.00	83.95
5320 - Repairs and Maintenance	3,688.44	0.00	0.00	0.00	0.00	3,688.44
5325 - Furn&YardEquip Repl/Rep/New	183.97	0.00	0.00	0.00	0.00	183.97
5330 - Electrical Service	2,004.98	0.00	0.00	0.00	0.00	2,004.98
5335 - Telephone Service	3,382.19	0.00	0.00	0.00	0.00	3,382.19
Total 5300 - BUILDING AND GROUNDS	9,303.53	0.00	0.00	0.00	0.00	9,303.53
5600 - COMMUNICATIONS						
5605 - Batteries, Clips, Acc.	882.18	0.00	0.00	0.00	0.00	882.18
Total 5600 - COMMUNICATIONS	882.18	0.00	0.00	0.00	0.00	882.18
6600 - INSURANCE						
6605 - Building and Property	1,770.50	0.00	0.00	0.00	1,770.50	3,541.00
6610 - Vehicle	3,628.00	0.00	0.00	0.00	3,628.00	7,256.00
6615 - Personnel Coverage	5,118.50	0.00	0.00	0.00	3,853.50	8,972.00
Total 6600 - INSURANCE	10,517.00	0.00	0.00	0.00	9,252.00	19,769.00
7000 - OPERATIONS						
7010 - Fuel-Vehicle and Equipment	234.93	0.00	0.00	0.00	189.31	404.24
7012 - Fuelman-Vehicles & Equipment	2,285.80	0.00	0.00	0.00	501.17	2,786.97
7020 - Fire Extinguisher Test/Repr	232.80	0.00	0.00	0.00	0.00	232.80
7030 - First Responder Supplies	3,728.44	0.00	0.00	0.00	0.00	3,728.44
7035 - Ladder, Pump & Hose Testing	2,587.20	0.00	0.00	0.00	0.00	2,587.20
7040 - Minor Tools	125.70	0.00	0.00	0.00	0.00	125.70
7050 - Personal Protect Equip-PPE	11,278.88	0.00	0.00	0.00	0.00	11,278.88

8:08 PM
08/18/20
Cash Basis

Cassie Volunteer Fire Department
Profit & Loss by Class
October 2018 through July 2020

	ESD	ESDC	FD	FDE	FDMA	TOTAL
7050 - Rehabilitation Supplies	1,038.71	0.00	128.54	0.00	10.54	1,175.79
7055 - Rescue Equipment Maint/Repr	172.87	0.00	0.00	0.00	0.00	172.87
7070 - SCBA Testing/Hydro/FaceMask/Pack	1,088.00	0.00	0.00	0.00	0.00	1,088.00
7072 - SCBA MAINTENANCE & REPAIR	250.80	0.00	0.00	0.00	0.00	250.80
7075 - State Veh Safety Inspec&Regist	37.00	0.00	0.00	0.00	0.00	37.00
7080 - Vehicle Maintenance/Repair	1,383.38	0.00	0.00	0.00	0.00	1,383.38
7085 - Vehicle Maint/Repr(Vendor)	4,994.31	0.00	0.00	0.00	0.00	4,994.31
7090 - Equipmt Replmt(Fire Fightg)	1,018.02	0.00	0.00	0.00	0.00	1,018.02
7095 - Fire Fighting Equipmt - NEW	893.98	0.00	0.00	0.00	0.00	893.98
7100 - Rescue Equipment - NEW	1,333.59	0.00	0.00	0.00	0.00	1,333.59
Total 7000 - OPERATIONS	32,819.75	0.00	128.54	0.00	881.02	33,429.31
8000 - TRAINING						
8020 - Training -VENDOR	8,173.47	0.00	0.00	0.00	0.00	8,173.47
8025 - Per Diem Travel/Lodging	1,736.38	0.00	0.00	0.00	0.00	1,736.38
Total 8000 - TRAINING	7,909.85	0.00	0.00	0.00	0.00	7,909.85
9000 - PUBLIC RELATIONS						
9025 - Recognition/Thank You	0.00	0.00	500.00	0.00	0.00	500.00
Total 9000 - PUBLIC RELATIONS	0.00	0.00	500.00	0.00	0.00	500.00
9500 - CAPITAL EXPENDITURES						
9512 - Pagers-20 New	0.00	8,930.00	0.00	0.00	0.00	8,930.00
9521 - Tires-6 New Tires for T1-44440	0.00	3,832.85	0.00	0.00	0.00	3,832.85
9525 - Lawn/Ground Equipment	0.00	8,007.51	0.00	0.00	0.00	8,007.51
9526 - Ice Maker	0.00	3,085.47	0.00	0.00	0.00	3,085.47
9530 - Medical Equipment	0.00	3,288.00	0.00	0.00	0.00	3,288.00
9580 - Computer Equipment-Laptop	0.00	2,351.93	0.00	0.00	0.00	2,351.93
Total 9500 - CAPITAL EXPENDITURES	0.00	29,295.78	0.00	0.00	0.00	29,295.78
Total Expense	72,710.48	29,295.78	1,190.88	45,383.80	9,933.02	158,513.74
Net Income	54,367.03	1,893.35	6,614.37	8,364.90	4.03	71,243.68

6:05 PM
08/18/20
Accrual Basis

Cassie Volunteer Fire Department
Profit & Loss Detail
July 2020

Date	Name	Memo	Class	Amount
Income				
4000 - Income				
4005 - ESD payments				
07/20/2020	BCESD#2	4th quarter distribution for Salary for Jul, Aug, Sept.	FDE	14,050.10
07/20/2020	BCESD#2	4th quarter distribution for providing Fire Services and...	ESD	28,018.90
Total 4005 - ESD payments				40,069.00
4010 - Individual Donations				
07/20/2020	Individual Don...	Donation from Larry and Jenice Atkinson	FD	150.00
Total 4010 - Individual Donations				150.00
4030 - County Funds				
07/20/2020	Burnet County...	Quarterly local services INV002484-for Apr, May, Ju...	FD	3,949.25
07/20/2020	Burnet County...	Due to Western Towers for radio communications	FD	-1,104.00
Total 4030 - County Funds				2,845.25
4095 - ESD Pymts-Capital Expenditures				
07/20/2020	BCESD#2	Capital Expenditure-Thermal Imaging Camera for E1	ESDC	1,582.00
Total 4095 - ESD Pymts-Capital Expenditures				1,582.00
Total 4000 - Income				44,846.25
Total Income				44,846.25
Expense				
5000 - ADMINISTRATIVE				
5025 - Office Supplies				
07/12/2020	Chase Card S...	Office Depot - 1-2020 QB Pro software and 2 ribbon L...	ESD	228.98
Total 5025 - Office Supplies				228.98
5035 - Shipping/Postage/PO Box Rental				
07/12/2020	Laure Schneid...	USPS - 1-8-20 - mailing of information to Social Secu...	ESD	7.30
Total 5035 - Shipping/Postage/PO Box Rental				7.30
5040 - Subscrip/Dues/Membership/RecMgmt				
07/12/2020	Chase Card S...	Emergency Reporting system for June	ESD	184.91
07/12/2020	Chase Card S...	YMCA-July membership for D. Shields-single senior	ESD	30.00
07/12/2020	Chase Card S...	YMCA-July membership for G. Sanchez-senior couple	ESD	49.00
07/12/2020	Chase Card S...	YMCA-July membership for D. Curtis-family	ESD	58.00
07/12/2020	Chase Card S...	YMCA-July membership for C. Kelley-family	ESD	58.00
07/12/2020	Chase Card S...	Your First Due- web hosting for the month of July 2020	ESD	30.00
07/12/2020	Chase Card S...	YMCA-July membership for R. Warford-family	ESD	58.00
07/27/2020	Costco	Member #000111873153374-renewal of 1-year memb...	ESD	80.00
Total 5040 - Subscrip/Dues/Membership/RecMgmt				527.91
5050 - Uniforms (Caps and Shirts)				
07/12/2020	G.T. Distribut...	INV0773192-for one pair of dress pants for Class A u...	ESD	130.99
Total 5050 - Uniforms (Caps and Shirts)				130.99
5055 - Printing Services				
07/12/2020	Laure Schneid...	Burnet Trophies - 1-24-20 - engraving of names on br...	ESD	8.40
Total 5055 - Printing Services				8.40
Total 5000 - ADMINISTRATIVE				899.58
5200 - PAID POSITION				
5205 - Base Salary				
07/01/2020	Derrick R Curtis	Salary	FDE	1,884.82
07/15/2020	Derrick R Curtis	Salary	FDE	1,884.82
07/28/2020	Derrick R Curtis	Salary	FDE	1,884.82
Total 5205 - Base Salary				5,653.88

6:05 PM
08/18/20
Accrual Basis

**Cassie Volunteer Fire Department
Profit & Loss Detail
July 2020**

Date	Name	Memo	Class	Amount
5215 - CVFD SS & Medicare Tax Match				
07/01/2020	Derrick R Curtis	Payroll for period beginning 6-22-20 and ending 7-3-20	FDE	144.18
07/15/2020	Derrick R Curtis	payroll for period beginning 7-6-20 and ending 7-17-20	FDE	144.18
07/28/2020	Derrick R Curtis	Payroll for period beginning 7-20-20 and ending 7-31-20	FDE	144.18
Total 5215 - CVFD SS & Medicare Tax Match				432.54
Total 5200 - PAID POSITION				6,086.40
5300 - BUILDING AND GROUNDS				
5310 - Janitorial Supplies				
07/12/2020	Chase Card S...	HEB - 1-50 count of 50 gallon trash bags and 1-pk of ...	ESD	18.35
07/12/2020	Laure Schneid...	HEB - 12-31-19 - 1-8 pack of Bounty paper towels	ESD	9.98
07/12/2020	Laure Schneid...	HEB - 1-21-20 - 1-8 pack of Bounty paper towels	ESD	9.98
07/12/2020	Laure Schneid...	HEB - 4-24-20 - 1-12 roll pack of bath tissue	ESD	9.89
07/12/2020	Laure Schneid...	HEB - 5-14-20 - 1-8 pack of paper towels	ESD	8.49
07/12/2020	Laure Schneid...	Dollar General - 5-22-20 - 2-12 packs	ESD	2.00
Total 5310 - Janitorial Supplies				54.89
5320 - Repairs and Maintenance				
07/12/2020	Chase Card S...	Satellite Station - security monitoring for the month c...	ESD	110.97
Total 5320 - Repairs and Maintenance				110.97
5330 - Electrical Service				
07/15/2020	PEC	Acct # 3000098825 - monthly statement for period 5-2...	ESD	172.89
Total 5330 - Electrical Service				172.89
5335 - Telephone Service				
07/12/2020	Chase Card S...	VZWRLSS - phone and internet service for the period...	ESD	382.53
Total 5335 - Telephone Service				382.53
Total 5300 - BUILDING AND GROUNDS				721.08
6800 - INSURANCE				
6805 - Building and Property				
07/12/2020	VFIS of Texas	Acct#CASSI-1-Inv#81845-quarterly premium for com...	ESD	441.50
07/12/2020	VFIS of Texas	Acct#CASSI-1-Inv#81845-quarterly premium for com...	FDMA	441.50
Total 6805 - Building and Property				883.00
6810 - Vehicle				
07/12/2020	VFIS of Texas	Acct#CASSI-1-Inv#81845-quarterly premium for vehic...	ESD	903.50
07/12/2020	VFIS of Texas	Acct#CASSI-1-Inv#81845-quarterly premium for vehic...	FDMA	903.50
Total 6810 - Vehicle				1,807.00
Total 6800 - INSURANCE				2,690.00
7000 - OPERATIONS				
7012 - Fuelman-Vehicles & Equipment				
07/15/2020	Fuelman	Kwik Chek - 8-1-20 - 4480 - regular and calls	ESD	30.90
07/15/2020	Fuelman	Kwik Chek - 8-9-20 - 4480 - regular and calls	ESD	29.22
07/15/2020	Fuelman	Kwik Chek - 8-16-20 - 4480 - regular and 3 ems calls	ESD	30.97
07/15/2020	Fuelman	Kwik Chek - 8-23-20 - 4480 - regular and ems and wa...	ESD	31.53
07/15/2020	Fuelman	Kwik Chek - 8-28-20 - 4480 - regular and fire call rpt#...	ESD	28.08
07/15/2020	Fuelman	Kwik-Chek - 8-13-20 - pump # 4450 - Burnet vfd MA - ...	FDMA	7.95
07/15/2020	Fuelman	Kwik Chek - 8-4-20 - fuel for lawn equipment	ESD	8.48
07/15/2020	Fuelman	Kwik Chek - 8-9-20 - 4421 - rpt #20-00082 - bike wre...	ESD	31.88
07/15/2020	Fuelman	Kwik Chek - 8-25-20 - 4421 - rpt#20-00092 - structure...	ESD	25.51
07/15/2020	Fuelman	Circle K - 8-12-20 - 4440 - rpt#s 20-00084 and 20-00...	ESD	44.31
07/15/2020	Fuelman	Circle K - 8-15-20 - 4440 -MA Burnet VFD grass fire r...	FDMA	17.14
07/15/2020	Fuelman	Kwik Chek - 8-13-20 - 4450 - 2 calls and MA Burnet V...	ESD	49.88
07/15/2020	Fuelman	Kwik Chek - 8-28-20 - 4430 - rescue boat - MA Buche...	ESD	5.18
Total 7012 - Fuelman-Vehicles & Equipment				340.59
7030 - First Responder Supplies				

5:05 PM
08/18/20
Accrual Basis

**Cassie Volunteer Fire Department
Profit & Loss Detail
July 2020**

Date	Name	Memo	Class	Amount
07/12/2020	Chase Card S...	HEB - 4-packs of Glucose to replenish supplies at sta...	ESD	49.00
Total 7030 - First Responder Supplies				49.00
7040 - Minor Tools				
07/16/2020	Derrick Curtis	Reimbursement for 1-20v cordless impact wrench for ...	ESD	105.70
Total 7040 - Minor Tools				105.70
7060 - Rehabilitation Supplies				
07/12/2020	Chase Card S...	Bluffton Store - rehab for water search and rescue Rp...	ESD	4.54
07/12/2020	Chase Card S...	The Dam Grill - rehab lunch for 3 fire personnel after ...	ESD	40.32
07/12/2020	Chase Card S...	Sam's Club - 5-35 count packs of DP	FD	50.90
07/12/2020	Chase Card S...	Sam's Club - 4-24 count of body armour, 3-24 count o...	ESD	167.88
07/12/2020	Chase Card S...	Sam's Club - 6-multi-packs of protein snacks	ESD	57.52
07/12/2020	Chase Card S...	HEB - 3-pack of pickle pops, 1-bag of snacks, 1-pic...	ESD	22.57
07/12/2020	Laune Schneid...	HEB - 4-1-20 - 3-12 packs of DP	FD	14.88
07/12/2020	Laune Schneid...	HEB - 4-25-20 - 3-12 packs of DP	FD	9.92
07/12/2020	Laune Schneid...	HEB - 4-25-20 - 10-16 oz body armour and 1-24 pack ...	ESD	12.99
07/12/2020	Laune Schneid...	HEB - 5-14-20 - 12-16 oz body armour	ESD	15.00
07/12/2020	Laune Schneid...	HEB - 6-12-20 - 2-jerky variety packs, 3-pickle pops, ...	ESD	35.38
Total 7060 - Rehabilitation Supplies				432.00
7070 - SCBA Testing/HydroFaceMask/Pack				
07/09/2020	Municipal Em...	INV#N1462692-hydrotest 8 SCBA air bottles	ESD	265.00
Total 7070 - SCBA Testing/HydroFaceMask/Pack				265.00
7075 - State Veh Safety Inspect&Regist				
07/12/2020	Laune Schneid...	Vehicle Registration - 1-24-80 - registration for B1 - #...	ESD	7.50
Total 7075 - State Veh Safety Inspect&Regist				7.50
7080 - Vehicle Maintenance/Repair				
07/12/2020	Chase Card S...	Amazon - Gas cap for pump fuel can on B1-#4450	ESD	19.98
Total 7080 - Vehicle Maintenance/Repair				19.98
7085 - Vehicle Maint/Repr(Vendor)				
07/12/2020	Chase Card S...	Quick Brakes - 4480 oil change	ESD	99.00
Total 7085 - Vehicle Maint/Repr(Vendor)				99.00
7100 - Rescue Equipment - NEW				
07/12/2020	Chase Card S...	WPSG-a retractable lanyard for the new Pflr unit on #4...	ESD	90.71
Total 7100 - Rescue Equipment - NEW				90.71
Total 7000 - OPERATIONS				1,409.48
8000 - TRAINING				
8025 - Per Diem Travel/Lodging				
07/12/2020	Chase Card S...	Texas Roadhouse - supper for C. Schoenfeld attendin...	ESD	29.78
07/15/2020	Chuck Schoe...	Travel Mileage - reimbursement for use of POV for T...	ESD	194.93
Total 8025 - Per Diem Travel/Lodging				224.69
Total 8000 - TRAINING				224.69
Total Expense				12,031.21
Net Income				32,615.04



Request for Approval and Funding of Capital Expenditures

Cassie Volunteer Fire Department and EMS INC.
Burnet County, TX
Service Provider for Burnet County ESD #2

Staffed by Professional Volunteers Since 1977
"Guardians of Our Communities"



Cassie VFD is seeking approval and funding for the following Capital Expenditures.

Items	Description	QTY	Amount
Monitor	TFT BlitzForce portable monitor	1	\$1680.95
	Shipping		\$51.00
Flag Pole	Economy 25' flag pole	1	\$771.00
	Shipping		\$425.00

Total amount requested for funding is \$2927.95

Shop All Brands Clearance New Products

Home > Brands > Task Force Tips > BlitzForce Portable Monitor


BlitzForce Portable Monitor

The BlitzForce is Task Force Tips' innovative, lightweight and highly versatile portable attack monitor.

You have 2 point(s) which give \$2.00 discount. You can apply your points on checkout.

Task Force Tips
[View more by Task Force Tips](#)
 Task Force Tips, Inc. saves lives and protects property by designing and manufacturing innovative tools which exceed the expectations of those that risk their lives to save others.


Due to manufacturer restrictions we are currently unable to sell this product outside of the United States. For more information please contact Karen Catanesse at kcatanesse@darley.com.



Product Name	SKU	QTY
BlitzForce Portable Monitor Stacked Tip	BL095	<input type="text" value="0"/>
\$1,680.95		
BlitzForce Portable Monitor Z4 Combination	BL097	<input type="text" value="0"/>
\$1,680.95		

[Add to Cart](#) [Add to Quote](#) [Add To List](#)

FLAG STORE
 Economy Extra Series 25 ft. Flagpole - ECX25



MADE IN USA
 HIGH CARRIER

SKU: OPEX259-SATIN
 MPN: 190140709979
 \$1,106.26
\$771.00


★★★★★
 (2 reviews) [Write a Review](#)

- Lifetime warranty ([more details](#))
- Available in four beautiful finishes
- Made in the USA
- Includes all the accessories and fittings you will need
- Fantastic price, great for people on a budget
- This item will ship using a freight carrier due to weight/size. This item will not ship UPS or USPS

[Facebook](#) [Twitter](#) [Pinterest](#)

[More info](#)

Finish: Required



Availability: In Stock: Ships in 7 to 10 business days.

Quantity: **\$771.00 each**

1:25 PM
08/12/20
Cash Basis

Burnet County Emergency Services District #2
Balance Sheet
As of July 31, 2020

	Jul 31, 20
ASSETS	
Current Assets	
Checking/Savings	
Certificate of	587.45
Certificate of Deposit 33086	155,376.28
First State Bank of Burnet	111,232.67
Total Checking/Savings	267,196.40
Total Current Assets	267,196.40
TOTAL ASSETS	267,196.40
LIABILITIES & EQUITY	
Equity	
Unrestricted Net Assets	236,905.67
Net Income	30,290.73
Total Equity	267,196.40
TOTAL LIABILITIES & EQUITY	267,196.40

						TOTAL				
						Jul 20	Budget	Oct '19 - Jul 20	Budget	\$ Over Budget
1										
2										
3					Income					
4					Cash Reserves	0.00		0.00	0.00	0.00
5					Government Contracts					
6					Local Government Contracts	340.65	400.00	224,491.07	230,520.00	-6,028.93
7					Government Contracts - Other	0.00		7,911.52		
8					Total Government Contracts	340.65	400.00	232,402.59	230,520.00	1,882.59
9					Interest Earned	12.04	3.68	1,829.09	58.25	1,770.84
10					Investments					
11					Interest-Savings, Short-term CD	0.00	0.00	0.00	1,158.00	-1,158.00
12					Total Investments	0.00	0.00	0.00	1,158.00	-1,158.00
13					Refund	0.00	0.00	170.33	165.00	5.33
14					Reimburse Exp	0.00		-175.00		
15					Reimburse Expenses	0.00	0.00	0.00	0.00	0.00
16					Total Income	352.69	403.68	234,227.01	231,901.25	2,325.76

						BY	CA	CG	CI	CK	CN
						Jul 20	Budget	Oct '19 - Jul 20	Budget	\$ Over Budget	
1	A	B	C	D							
2											
17					Expense						
18					Contract Services						
19					Accounting Fees	0.00	0.00	6,200.00	6,700.00	-500.00	
20					Cassie Volunteer Fire Dept	40,069.00	40,070.00	160,276.00	160,280.00	-4.00	
21					CVFD-Capital Expenditures	1,582.00	0.00	31,189.11	42,500.00	-11,310.89	
22					Insurance-Liability & D.O.	0.00	0.00	1,508.00	1,572.00	-64.00	
23					Insurance-Workers Compensation	0.00	0.00	323.00	358.00	-35.00	
24					Legal Fees	0.00	52.05	254.76	524.99	-270.23	
25					Outside Contract Services	0.00	951.00	1,955.60	3,731.00	-1,775.40	
26					Total Contract Services	41,651.00	41,073.05	201,706.47	215,665.99	-13,959.52	
27					Operations						
28					Meeting space fees	150.00	150.00	600.00	600.00	0.00	
29					Newspaper Advertisement	0.00	0.00	0.00	0.00	0.00	
30					Postage, Mail Service	0.00	96.00	94.00	96.00	-2.00	
31					Total Operations	150.00	246.00	694.00	696.00	-2.00	
32					Other Types of Expenses						
33					Memberships and Dues	0.00	0.00	275.00	275.00	0.00	
34					Other Costs	0.00	0.00	120.00	0.00	120.00	
35					Total Other Types of Expenses	0.00	0.00	395.00	275.00	120.00	
36					Reconciliation Discrepancies	0.00		6.16			
37					Travel and Meetings						
38					Conference, Convention, Meeting	0.00	0.00	1,134.65	1,500.00	-365.35	
39					Travel	0.00	0.00	0.00	600.00	-600.00	
40					Total Travel and Meetings	0.00	0.00	1,134.65	2,100.00	-965.35	
41					Voided Checks	0.00		0.00			
42					Total Expense	41,801.00	41,319.05	203,936.28	218,736.99	-14,800.71	
43					Net Income	-41,448.31	-40,915.37	30,290.73	13,164.26	17,126.47	

						BY	CA	CG	CI	CK	CN
						Jul 20	Budget	Oct '19 - Jul 20	Budget	\$ Over Budget	
1	A	B	C	D							
2											
32					Other Types of Expenses						
33					Memberships and Dues	0.00	0.00	275.00	275.00	0.00	
34					Other Costs	0.00	0.00	120.00	0.00	120.00	
35					Total Other Types of Expenses	0.00	0.00	395.00	275.00	120.00	
36					Reconciliation Discrepancies	0.00		6.16			
37					Travel and Meetings						
38					Conference, Convention, Meeting	0.00	0.00	1,134.65	1,500.00	-365.35	
39					Travel	0.00	0.00	0.00	600.00	-600.00	
40					Total Travel and Meetings	0.00	0.00	1,134.65	2,100.00	-965.35	
41					Voided Checks	0.00		0.00			
42					Total Expense	41,801.00	41,319.05	203,936.28	218,736.99	-14,800.71	
43					Net Income	-41,448.31	-40,915.37	30,290.73	13,164.26	17,126.47	
44											
45											
46											
47											
48											
49											
50											

	A	B	C	D	E	F
4	4000		INCOME			
5		4005	ESD PAYMENTS FOR OPERATIONS	\$169,830.50		
6		4010	INDIVIDUAL DONATIONS	\$0.00		
7		4015	MEMORIAL DONATIONS	\$0.00		
8		4020	GROUP & COMPANY DONATIONS	\$0.00		
9		4025	GRANTS/COST SHARE	\$0.00		
10		4030	COUNTY FUNDS (dollar amount to an appropriate)	\$3,000.00		
11		4035	FD EQUIPMENT SALE	\$0.00		
12		4040	FD REIMBURSEMENT	\$0.00		
13		4045	FD INSURANCE RECOVERY	\$0.00		
14		4050	FUND RAISERS	\$0.00		
15		4055	LOANS	\$0.00		
16		4060	INTEREST INCOME	\$0.00		
17		4065	TRAINING REIMBURSEMENT	\$0.00		
18		4070	ESD REIMBURSEMENT	\$0.00		
19		4075	GRANT REIMBURSEMENT - NON-TRAINING	\$0.00		
20		4095	ESD PAYMENTS - CAPITAL EXPENDITURES	\$45,000.00		
21			TOTAL INCOME		\$217,830.50	
22	5000		ADMINISTRATIVE			
23		5005	ACCOUNTING	\$1,300.00		
24		5010	LEGAL SERVICES	\$100.00		
25		5015	MEETINGS	\$100.00		
26		5020	OFFICE EQUIPMENT/ MAINTENANCE	\$258.00		
27		5025	OFFICE SUPPLIES	\$1,000.00		
28		5030	PRINTER SUPPLIES	\$300.00		
29		5035	SHIPPING/POSTAGE/PO BOX RENTAL	\$150.00		
30		5040	SUBSCRIPTIONS/DUES/MEMBERSHIP/RECORD MGMT SYSTEM	\$10,000.00		
31		5045	TRAVEL ALLOWANCE	\$100.00		
32		5050	UNIFORMS (CAPS AND SHIRTS)	\$4,000.00		
33		5055	PRINTING SERVICES	\$100.00		
34		5060	SOFT DEP BOX/CHK/ PETTY CASH/REGD CHKS	\$100.00		
35		5065	FINANCE CHARGES/LATE FEES/SALES TAX	\$0.00		
36		5070	PETTY CASH/TOLL CHARGES	\$350.00		
37	now	5075	RECRUITMENT AND RETENTION	\$3,500.00		
38			TOTAL ADMINISTRATIVE		\$21,368.00	
39	6200		PAID POSITION			
40		6205	BASE SALARY (INCLUDES EMP TAX & INSURANCE)	\$49,000.00		
41		6215	CYD SS & MEDICARE TAX MATCH	\$3,748.50		
42			TOTAL PAID POSITION		\$52,748.50	
43	6300		BUILDING AND GROUNDS			
44		6305	BOTANICAL SUPPLIES	\$50.00		
45		6310	JANITORIAL SUPPLIES	\$200.00		
46		6315	REFUSE COLLECTION	\$0.00		
47		6320	REPAIRS AND MAINTENANCE	\$3,000.00		
48		6325	FURNITURE REPL/RE/NEW	\$520.00		
49		6330	ELECTRICAL SERVICE	\$3,750.00		
50		6335	TELEPHONE SERVICE	\$3,600.00		
51			TOTAL BLDG & GND		\$11,120.00	
52						
53						
54						
55	CARRIE VEDFMA INC. BUDGET RULL D FOR FY 2020-2021					

A	B	C	D	E	F	G
54	Page 2 of 3					
57	GROUP ACCT NO	DETAIL ACCT NO	CATEGORY NAME		BUDGET BUILD FOR FY 2020-2021 TOTAL BY GROUP	
58						
59	5800		COMMUNICATIONS			
60		5605	BATTERIES, CLIPS, ACCESSORIES	\$500.00		
61		5610	INSTALLATION AND CHANGES	\$0.00		
62		5615	NON-WARRANTY REPAIR	\$300.00		
63		5620	DIGITAL RADIOS, PAGERS, CELL PHONES	\$500.00		
64			TOTAL COMMUNICATIONS		\$1,300.00	
65	8800		INSURANCE			
66		6605	BUILDING AND PROPERTY	\$3,819.00		
67		6610	VEHICLE	\$8,000.00		
68		6615	PERSONNEL COVERAGE(Accident-Disability-Bonding)(Air Evac)	\$10,200.00		
69			TOTAL INSURANCE		\$22,019.00	
70	7000		OPERATIONS			
71		7005	CHEMICAL SUPPLIES (VEHICLE WATER TANKS)	\$0.00		
72		7010	FUEL - VEHICLE AND EQUIPMENT	\$500.00		
73		7012	FUELMAN - VEHICLE AND EQUIPMENT	\$4,530.00		
74		7015	EQUIPMENT MAINTENANCE/REPAIR (VENDOR)	\$500.00		
75		7020	FIRE EXTINGUISHER TESTING/REPAIR	\$300.00		
76		7025	FIRE SUPPRESSANT SUPPLIES-FOAM	\$5,000.00		
77		7030	FIRST RESPONDER SUPPLIES	\$5,000.00		
78		7035	LADDER TESTING/PUMP TESTING/HOSE TESTING	\$3,000.00		
79		7040	MINOR TOOLS	\$150.00		
80		7045	VEHICLE/EQUIPMENT LIGHTS-DECALS-SAFETY ITEMS	\$100.00		
81		7050	PERSONAL PROTECTIVE EQUIPMENT (PPE)	\$4,000.00		
82		7055	PPE TESTING/CLEANING/REPAIR	\$500.00		
83		7060	REHABILITATION SUPPLIES (ICE/WATER/GATORADE)	\$500.00		
84		7065	RESCUE EQUIPMENT MAINTENANCE/REPAIR	\$250.00		
85		7070	SCBA TESTING/HYDR/FACEMASK/PACK	\$2,000.00		
86		7072	SCBA MAINTENANCE & REPAIR-CASCADE SYSTEM	\$500.00		
87		7075	STATE VEHICLE SAFETY INSPECTION & REGISTRATION	\$151.00		
88		7080	VEHICLE MAINTENANCE/REPAIR	\$1,500.00		
89		7085	VEHICLE MAINTENANCE/REPAIR (VENDOR)	\$7,000.00		
90		7090	EQUIPMENT REPLACEMENT (FIRE FIGHTING)	\$1,750.00		
91		7095	FIRE FIGHTING EQUIPMENT - NEW	\$2,500.00		
92		7100	RESCUE EQUIPMENT - NEW	\$1,000.00		
93		7105	RESCUE EQUIPMENT - REPLACEMENT	\$200.00		
94			TOTAL OPERATIONS		\$40,831.00	
95	8000		TRAINING			
96		8005	AED, CPR, FIRST AID	\$454.00		
97		8010	EMS/TEEX	\$0.00		
98		8015	ISO	\$0.00		
99		8020	TRAINING - VENDOR	\$12,500.00		
100		8025	PER DIEM TRAVEL/LODGING/FOOD	\$5,000.00		
101		8030	WILDLAND	\$500.00		
102		8035	EDUCATIONAL SUPPLIES(CDS-TAPES-BOOKS-ETC)	\$600.00		
103			TOTAL TRAINING		\$18,054.00	
104						



CASSIE VFD/EMS, INC. BUDGET BUILD FOR FY 2020-2021

	A	B	C	D	E	F
107						
108						
109	CASSIE VFD/EMS, INC. BUDGET BUILD FOR FY 2020-2021					
110	Page 3 of 3					
111	GROUP ACCT NO	DETAIL ACCT NO	CATEGORY NAME		BUDGET BUILD FOR FY 2020-2021 TOTAL BY GROUP	
112						
113	9000		PUBLIC RELATIONS			
114		9005	EDUCATIONAL SUPPLIES	\$100.00		
115		9010	PUBLIC EDUCATION/RELATIONSHIP/APPEAL	\$500.00		
116		9015	SHIPPING AND POSTAGE	\$100.00		
117		9020	PRINTING	\$100.00		
118		9025	RECOGNITION/THANK YOU	\$500.00		
119			TOTAL PUB REL		\$1,300.00	
120	9500		CAPITAL EXPENDITURES (IND. ITEM OVER \$1000)			
121		9519	Ground Monitors (E1 & E2)	\$0.00		
122		9527	5" LDH	\$0.00		
123		9528	Turbo Draft	\$0.00		
124		9529	5" intake valve	\$0.00		
125		9531	Self Sucker 1 of 10 years & replace with mini pump	\$0.00		
126		9532	update station 1 HVAC system	\$15,000.00		
127		9533	UTV pump, tank and trailer	\$30,000.00		
128						
129						
130						
131						
132						
133			TOTAL CAPITAL EXP		\$45,000.00	
134						
135			TOTAL BSO BUDGET with Capital Expenditures	\$214,830.50	\$214,830.50	
136			TOTAL BSO BUDGET WITHOUT Capital Expenditures	\$169,830.50	\$169,830.50	
137			BURNET COUNTY MUTUAL AID FUNDS	\$3,000.00	\$3,000.00	
138						
139			TOTAL OF BSO W/ CAP EXP & BURNET CITY FUNDS		\$217,830.50	
140						
141						
142						
143						
144						
145						
146						
147						
148						
149						
150						
151						
152						
153						
154						
155						

+
☰
BUDGET BUILD FY 2020-2021
▾

PUBLIC NOTICE **PUBLIC NOTICE**

Small Taxing Unit Notice
The Burnet County Emergency Services District #2 will hold a meeting at 10:00A.M., on August 27, 2020 at the Cassie Community Center, 3920 RR 690, Burnet, Texas. To consider adopting a proposed tax rate for tax year 2020-2021. The proposed tax rate is \$0.10 per \$100.00 value. The proposed tax rate would increase Total taxes in Burnet County Emergency Services District #2 by 1.72%.

7
August 26, 2020
The Bulletin
Burnet, Texas

7 or email margie@highlandernews.com
RD ADS: Fridays at 12 Noon
7 or email margie@highlandernews.com
days at 3pm

PUBLIC NOTICE **PUBLIC NOTICE**

	A	B	C	D	E	F
1						
2					Oct '20 - Sep 21	
3				Income		
4				Cash Reserves	0.00	
5				Government Contracts		
6				Local Government Contracts	240,308.00	
7				Total Government Contracts	240,308.00	
8				Interest Earned	90.00	
9				Investments		
10				Interest-Savings, Short-term CD	0.00	
11				Total Investments	0.00	
12				Refund	489.00	
13				Reimburse Expenses	0.00	
14				Total Income	240,887.00	

	A	B	C	D	E	F
1						
2					Oct '20 - Sep 21	
15				Expense		
16				Contract Services		
17				Accounting Fees	6,700.00	
18				Cassie Volunteer Fire Dept	169,830.50	
19				CYFD-Capital Expenditures	45,000.00	
20				Insurance-Liability & D.O.	1,572.00	
21				Insurance-Workers Compensation	358.00	
22				Legal Fees	2,558.72	
23				Outside Contract Services	3,897.00	
24				Total Contract Services	229,916.22	
25				Operations		
26				Meeting space fees	600.00	
27				Newspaper Advertisement	100.00	
28				Postage, Mail Service	96.00	
29				Total Operations	796.00	

	A	B	C	D	E	F
1						
2					Oct '20 - Sep 21	
30				Other Types of Expenses		
31				Memberships and Dues	275.00	
32				Other Costs	1,000.00	
33				Total Other Types of Expenses	1,275.00	
34				Travel and Meetings		
35				Conference, Convention, Meeting	1,500.00	
36				Travel	600.00	
37				Total Travel and Meetings	2,100.00	
38				Total Expense	234,087.22	
39				Net Income	6,799.78	
40						
41						
42						

ORDER 08-27-2020¹
OF
BURNET COUNTY EMERGENCY SERVICES DISTRICT NO. 2

STATE OF TEXAS §
 §
COUNTY OF BURNET §

On the 27th day of August 2020, be it known that the Board of Commissioners of Burnet County Emergency Services District No. 2 ("District") hereby adopted, by a majority vote of 5 in favor, 0 against, the District's *ad valorem* tax rate for the 2020-2021 tax year of 10 cents per \$100.00 valuation of the appraised property within the boundaries of the District. Per the Texas Tax Code § 26.05, the District has no debt and all taxes raised by said rate will be used to fund the maintenance and operation expenditures of the District for the next year.

Ordered on this the 27th day of August, 2020

BURNET COUNTY EMERGENCY
SERVICES DISTRICT NO.2

By: Sharon Barclay
Sharon Barclay
Secretary

¹ 08/28/2020/Agenda Item 17