



BURNET COUNTY EMERGENCY SERVICES DISTRICT #2  
P.O. BOX 249  
BUCHANAN DAM, TEXAS 78609-0249

Minutes (**Official**) – December 17, 2020

1. (AI)<sup>1</sup> Call meeting to order.

*(AD)<sup>2</sup>At 09:56 a.m., December 17, 2020, the Regular Meeting of the Board of Emergency Service Commissioners of Burnet County Emergency Services District #2 was called to order in the Cassie Community Center, 3920 RR 690, Burnet, Texas 78611. Notice of this meeting (Enclosure 1) had been previously posted at the Burnet County Courthouse and the Cassie Community Center in compliance with the provisions of Chapter 551, Texas Government Code.*

2. (AI) Establish a quorum.


*(AD) Board member in attendance were:*

*Ben Schneider*

*Richard Bremer*

*Sharon Barclay*

*Robbie Cheatham*



*Commissioner Schneider confirmed a quorum was present*

3. (AI) Pledge of Allegiance.

*(AD) The quorum having been established, the Pledge of Allegiance to the United States was rendered with appropriate honors*

4. (AI) Invocation.

*(AD) The Invocation was offered by Commissioner Bremer*

---

<sup>1</sup> AI – Agenda Item

<sup>2</sup> AD – Action and/or Discussion by BCESD-2Commissioners

**5. (AI) Welcome guests.**

*(AD) Commissioner Schneider welcomed CVFD EMS Lieutenant Laura Schneider and CVFD Chief Curtis as guests to the meeting.*

**6. (AI) Comments from the Board and Public not scheduled on the agenda may speak, however no action can be taken on these items and the Board will not debate the comments at this meeting. Comments regarding specific agenda items should occur when the item is called.**

*(AD) Commissioner Schneider called for comments from the Board or guests.*

*Commissioner Schneider provided information related to a SAFE-D On-Line training; the first course to launch will be “ABC’s of ESD’s.”*

*Commissioner Bremer stated that he noted the announcement in the “SAFE-D Pen” of the results of the recent Sales Tax Election.*

**7. (AI) Sales Tax Assurance presentation of post-election services available to ESD’s**

*(AD) Postponed until January meeting.*

**8. (AI) Accept minutes from November 12, 2020 meeting.**

*(AD) Commissioner Schneider called for corrections to the November 12, 2020 Meeting Minutes; with no additional changes the Minutes were accepted as presented.*

**9. (AI) Operational report from the Cassie VFD Chief**

*(AD) Chief Curtis reported for the month of November that Cassie VFD responded to 10 calls; 7 EMS/3 Fire. Average response time 15:58; increase in response time due to extended response for Out-of-District calls. Year-to-date 167 calls; 100 EMS/67 Fire. Average YTD Dispatch to Arrival was 7.89 In-District and 15.43 Out-of-District. Average personnel per call in November 3. Chief Curtis also included in the report the Zone Breakdown for Out-of-District calls. (Enclosure 2)*

*Chief Curtis reported that the UTV has been delivered and assembly is complete. They are awaiting the arrival of the trailer.*

**(AI) Cassie VFD Financial Report**

*(AD) Lt. Schneider reported that the November balance in checking is \$105,057.55. Income for November was \$33,181 and expenses were \$12,081.79, for a Net Income of \$21,099.21. Lt. Schneider explained that the majority of the income was ESD reimbursement for the Capital Expense incurred in October. Lt. Schneider made further explanation of expenses and income by class. (Enclosure 3)*

**(AI) Explain the grant process from start to completion**

*(AD) Lt. Schneider and Chief Curtis explained the process of obtaining grants. Training grants are currently available to CVFD for \$12,500 annually. Other grants that are applied for by CVFD and more uncertain as to being awarded are Equipment Grants. There are variable funds available and turnaround time based on the type of grant. LCRA and FEMA Grants supply the funding upfront. Fire Service grants are provided in a manner that the Department must use their own funds then the awarded portion is refunded.*

**10. (AI) Review and reaffirm the current grant policy discussion and decision**

*(AD) There was discussion related to the decision at the October 2020 Meeting regarding the procedure for CVFD to maintain money awarded by grants. The minutes were read regarding the previous discussion and decision; there was no dissension related to the previous decision. No further action was required.*

**11. (AI) Review previously approved CVFD capital equipment expenditures.**

*(AD) There were no Capital Equipment expenditures presented.*

**12. (AI) ESD #2 Treasurer Reports.**

*(AD) Commissioner Bremer presented the ESD Treasurer's report. Total assets as of November 30, 2020 are \$242,817.78 which includes \$156,140.63 in CD and \$86,677.15 in checking. Commissioner Schneider asked for any questions or corrections; with no further discussion, the Treasurer's Report was accepted as presented. (Enclosure 4)*

*Commissioner Bremer presented the breakdown for the Sales Tax Election Costs – total costs to date are \$4,551.77 (Enclosure 5)*

**13. (AI) Discussion and/or action regarding the disbursement of funds**

*(AD) Commissioner Bremer discussed the following anticipated expenses:  
Taber and Burnett for Audit  
Attorney  
Tax Assessor Fee  
CVFD Quarterly Payment*

*There was no further discussion regarding fund disbursement.*

**14. (AI) Status of CPA Audits for ESD #2 and CVFD**

*(AD) Commissioner Bremer reported that the ESD and CVFD Audits have been performed by Taber and Burnett. Commissioner Bremer, Lt. Schneider, and Chief Curtis reported no outstanding concerns.*

**15. (AI) Calendar of Events for January 2021.**

- A. Update State of Texas Controllers Data Base with current ESD information.**
- B. Present audit results to ESD #2 Board.**
- C. Forward copies of audits to Burnet County Judge, Auditor and Precinct Number 1 Commissioner.**

**16. (AI) Next meeting**

*(AD) Commissioner Schneider announced that the next Regular Meeting of ESD #2 will be on Thursday, January 28, 2021 (Correction from Agenda) by Commissioner Schneider.*

**17. (AI) Have a Merry Christmas and a Happy New Year!**

*(AD) Commissioner Schneider wished all the Board and visitors a Merry Christmas and Happy New Year!*

**18. (AI) Adjourn**

*(AD) With no additional business, the BCESD#2 December 17, 2020 meeting was adjourned at 10:40 a.m. by Commissioner Schneider.*

Sharon K. Barclay  
Secretary  
Emergency Service District 2  
Burnet County  
December 17, 2020

Benjamin H. Schneider  
President  
Emergency Service District 2  
Burnet County  
December 17, 2020



BURNET COUNTY EMERGENCY SERVICES DISTRICT #2  
P.O. BOX 249  
BUCHANAN DAM, TEXAS 78602-0249

**NOTICE OF REGULAR MEETING**

In compliance with the provisions of Chapter 551, Texas Government Code, notice is hereby given of a Regular Meeting of the Board of Emergency Services Commissioners of Burnet County Emergency Services District #2, to be held at the Cassie Community Center located at 3920 RR 690, Burnet, Texas, 78611 at 10:00 AM on Thursday, December 17, 2020. This agenda is posted in the Burnet County Courthouse, at the Cassie Community Center and on the [cassievfd.com](http://cassievfd.com) website.

The following agenda items will be discussed, considered and action taken as appropriate:

**AGENDA**

1. Call meeting to order. (Schneider)
2. Establish a quorum. (Schneider)
3. Pledge of Allegiance. (Schneider)
4. Invocation. (Bremer)
5. Welcome guests. (Schneider)
6. Comments from the Board and Public not scheduled on the agenda may speak, however no action can be taken on these items and the Board will not debate the comments at this meeting. Comments regarding specific agenda items should occur when the item is called. There is a 2 minute speaking limit.
7. Sales Tax Assurance presentation of post election services available to ESD's.
8. Accept minutes from November 12, 2020 meeting. (Schneider)
9. Operational report from the Cassie VFD Chief. (Curtis)
  - a. Financial report for Cassie VFD. (L. Schneider)
  - b. Explain the grant process from start to completion. (L. Schneider)



BURNET COUNTY EMERGENCY SERVICES DISTRICT #2  
P.O. BOX 249  
BUCHANAN DAM, TEXAS 78609-0249

10. Review and reaffirm the current grant policy discussion and decision.  
(Schneider)
11. Review of previously approved CVFD capital equipment expenditures.  
(Curtis)
12. ESD #2 Treasurer's Report. (Bremer)
13. Discussion and/or action regarding the disbursement of funds. (Bremer)
14. Status of annual audits for CVFD and ESD #2. (Bremer)
15. Calendar of Events for January 2021.
  - a. Update State of Texas Controllers Data Base with current ESD information.
  - b. Present audit results to ESD #2 Board.
  - c. Forward copies of audits to Burnet County Judge, Auditor and Precinct Number 1 Commissioner.
16. Next meeting, 10:00 AM, January 21, 2021.
17. Have a Merry Christmas and a Happy New Year!
18. Adjourn

Benjamin H. Schneider, President

## Cassie VFD/ Burnet ESD 2

Burnet, TX

This report was generated on 12/15/2020 10:17:52 AM



### Incident Statistics

Start Date: 11/01/2020 | End Date: 11/30/2020

INCIDENT COUNT			
INCIDENT TYPE		# INCIDENTS	
EMS		7	
FIRE		3	
<b>TOTAL</b>		<b>10</b>	
TOTAL TRANSPORTS (N2 and N3)			
APPARATUS	# of APPARATUS TRANSPORTS	# of PATIENT TRANSPORTS	TOTAL # of PATIENT CONTACTS
<b>TOTAL</b>			
PRE-INCIDENT VALUE		LOSSES	
\$0.00		\$0.00	
CO CHECKS			
<b>TOTAL</b>			
MUTUAL AID			
Aid Type		Total	
Aid Given		8	
OVERLAPPING CALLS			
# OVERLAPPING		% OVERLAPPING	
0		NaN	
LIGHTS AND SIREN - AVERAGE RESPONSE TIME (Dispatch to Arrival)			
Station	EMS	FIRE	
Cassie VFD-Elms Station	0:15:14		
<b>AVERAGE FOR ALL CALLS</b>		<b>0:15:58</b>	
LIGHTS AND SIREN - AVERAGE TURNOUT TIME (Dispatch to Enroute)			
Station	EMS	FIRE	
Cassie VFD-Elms Station	0:03:22		
<b>AVERAGE FOR ALL CALLS</b>		<b>0:02:48</b>	
AGENCY		AVERAGE TIME ON SCENE (MM:SS)	
Cassie VFD/ Burnet ESD 2		28:07	

Only Reviewed Incidents Included. CO Checks only includes Incident Types: 424, 736 and 734. # Apparatus Transports = # of Incidents where apparatus transported. # Patient Transports = All patients transported by EMS. # Patient Contacts = # of PCR contacted by apparatus. This report now returns both NEMIS 2 & 3 data as appropriate. For overlapping calls that span over multiple days, total per month will not equal Total count for year.



emergencyreporting.com  
Doc ID: 1545  
Page # 1 of 1



# Cassie VFD/ Burnet ESD 2

Burnet, TX

This report was generated on 12/15/2020 10:18:22 AM



## Incident Statistics

Start Date: 01/01/2020 | End Date: 11/30/2020

INCIDENT COUNT			
INCIDENT TYPE		# INCIDENTS	
EMS		100	
FIRE		67	
<b>TOTAL</b>		<b>167</b>	
TOTAL TRANSPORTS (N2 and N3)			
APPARATUS	# of APPARATUS TRANSPORTS	# of PATIENT TRANSPORTS	TOTAL # of PATIENT CONTACTS
<b>TOTAL</b>			
PRE-INCIDENT VALUE		LOSSES	
\$388,163.00		\$66,000.00	
CO CHECKS			
424 - Carbon monoxide incident		1	
<b>TOTAL</b>		<b>1</b>	
MUTUAL AID			
Aid Type		Total	
Aid Given		69	
Aid Received		21	
OVERLAPPING CALLS			
# OVERLAPPING		% OVERLAPPING	
20		11.98	
LIGHTS AND SIREN - AVERAGE RESPONSE TIME (Dispatch to Arrival)			
Station	EMS	FIRE	
Cassie VFD-Elms Station	0:11:21	0:23:52	
<b>AVERAGE FOR ALL CALLS</b>		<b>0:14:36</b>	
LIGHTS AND SIREN - AVERAGE TURNOUT TIME (Dispatch to Enroute)			
Station	EMS	FIRE	
Cassie VFD-Elms Station	0:03:08	0:07:47	
<b>AVERAGE FOR ALL CALLS</b>		<b>0:04:12</b>	
AGENCY		AVERAGE TIME ON SCENE (MM:SS)	
Cassie VFD/ Burnet ESD 2		54:13	

Only Reviewed Incidents Included. CO Checks only Includes Incident Types: 424, 735 and 734. # Apparatus Transports = # of Incidents where apparatus transported. # Patient Transports = All patients transported by EMS. # Patient Contacts = # of PCR contacted by apparatus. This report now returns both NEMIS 2 & 3 data as appropriate. For overlapping calls that span over multiple days, total per month will not equal Total count for year.



emergencyreporting.com  
Doc ID: 1545  
Page # 1 of 1

# Cassie VFD/ Burnet ESD 2

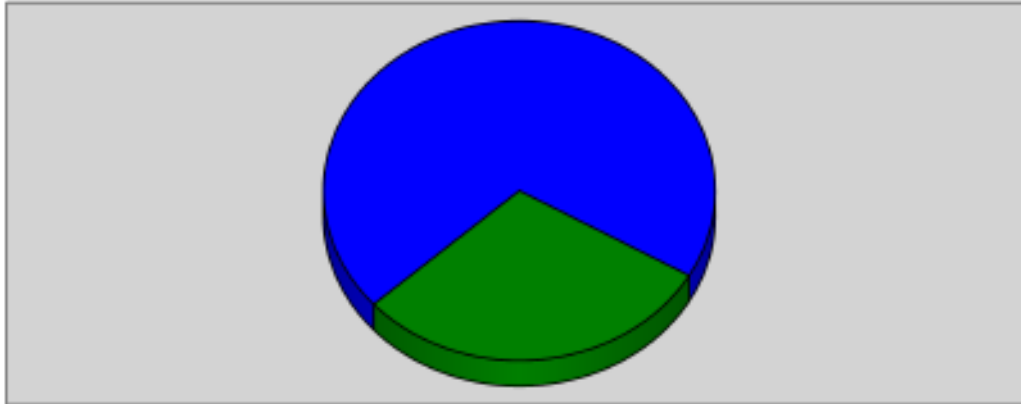
Burnet, TX

This report was generated on 12/15/2020 10:19:19 AM



## Major Incident Types by Month for Date Range

Start Date: 11/01/2020 | End Date: 11/30/2020



■ Good Intent Call      ■ Rescue & Emergency Medical Service Incident

INCIDENT TYPE	NOV	TOTAL
Good Intent Call	3	3
Rescue & Emergency Medical Service Incident	7	7
<b>Total</b>	<b>10</b>	<b>10</b>

Only REVIEWED Incidents Included



emergencyreporting.com  
Doc ID: 495  
Page # 1 of 1

# Cassie VFD/ Burnet ESD 2

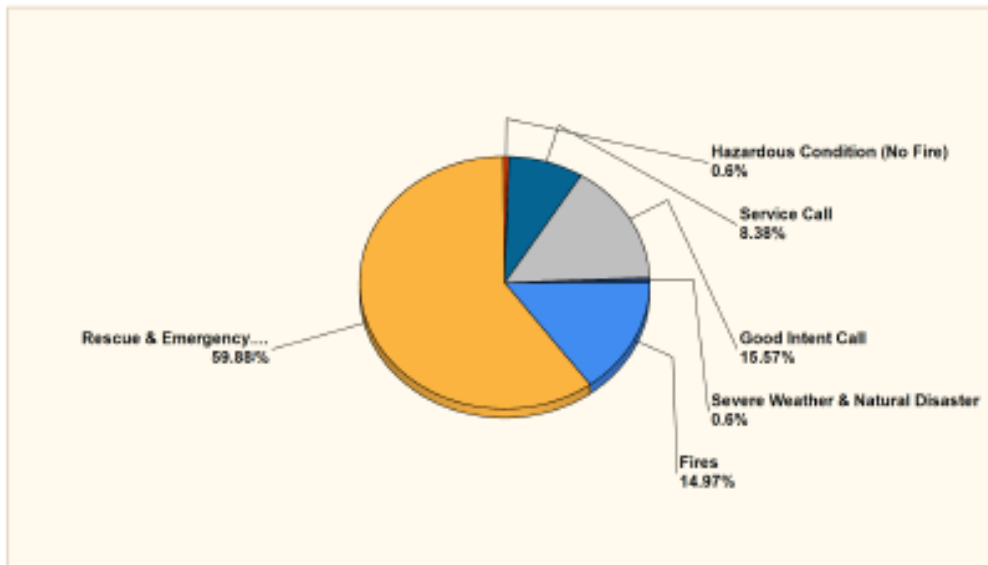
Burnet, TX

This report was generated on 12/15/2020 10:19:57 AM



## Breakdown by Major Incident Types for Date Range

Zone(s): All Zones | Start Date: 01/01/2020 | End Date: 11/30/2020



MAJOR INCIDENT TYPE	# INCIDENTS	% of TOTAL
Fires	25	14.97%
Rescue & Emergency Medical Service	100	59.88%
Hazardous Condition (No Fire)	1	0.6%
Service Call	14	8.38%
Good Intent Call	26	15.57%
Severe Weather & Natural Disaster	1	0.6%
<b>TOTAL</b>	<b>167</b>	<b>100%</b>

Only REVIEWED and/or LOCKED IMPORTED incidents are included. Summary results for a major incident type are not displayed if the count is zero.



Detailed Breakdown by Incident Type		
INCIDENT TYPE	# INCIDENTS	% of TOTAL
111 - Building fire	7	4.19%
122 - Fire in motor home, camper, recreational vehicle	1	0.6%
131 - Passenger vehicle fire	1	0.6%
132 - Road freight or transport vehicle fire	1	0.6%
141 - Forest, woods or wildland fire	1	0.6%
142 - Brush or brush-and-grass mixture fire	8	4.79%
143 - Grass fire	6	3.69%
311 - Medical assist, assist EMS crew	9	5.39%
321 - EMS call, excluding vehicle accident with injury	65	38.92%
322 - Motor vehicle accident with injuries	5	2.99%
324 - Motor vehicle accident with no injuries	7	4.19%
341 - Search for person on land	1	0.6%
342 - Search for person in water	5	2.99%
350 - Extrication, rescue, other	3	1.8%
363 - Swift water rescue	1	0.6%
365 - Watercraft rescue	4	2.4%
424 - Carbon monoxide incident	1	0.6%
511 - Lock-out	2	1.2%
541 - Animal problem	2	1.2%
552 - Police matter	1	0.6%
553 - Public service	5	2.99%
561 - Unauthorized burning	4	2.4%
611 - Dispatched & cancelled en route	21	12.57%
621 - Wrong location	1	0.6%
622 - No incident found on arrival at dispatch address	1	0.6%
631 - Authorized controlled burning	1	0.6%
651 - Smoke scare, odor of smoke	2	1.2%
813 - Wind storm, tornado/hurricane assessment	1	0.6%
<b>TOTAL INCIDENTS::</b>	<b>187</b>	<b>100%</b>

Only REVIEWED and/or LOCKED IMPORTED incidents are included. Summary results for a major incident type are not displayed if the count is zero.

# Cassie VFD/ Burnet ESD 2

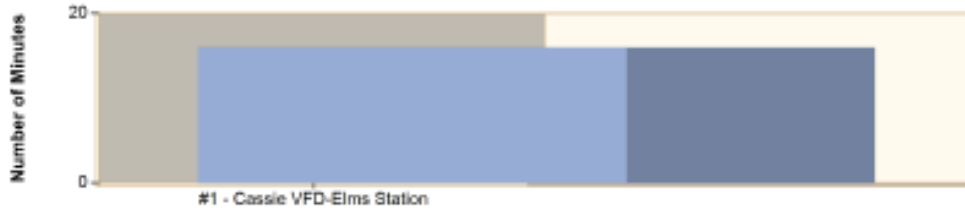
Burnet, TX

This report was generated on 12/15/2020 10:20:32 AM



## Average Response Time per Station for Date Range

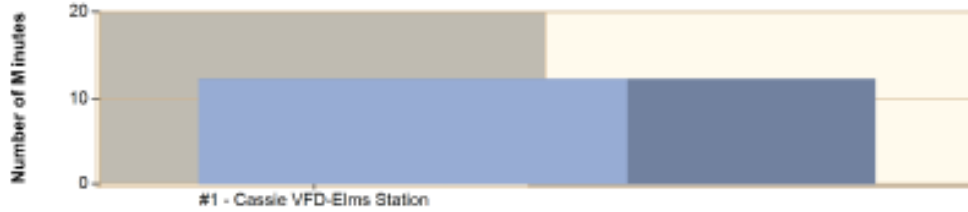
Start Date: 11/01/2020 | End Date: 11/30/2020



STATION	AVERAGE RESPONSE MM:SS (Dispatch to Arrived)
#1 - Cassie VFD-Elms Station	15:58

## Average Response Time per Station for Date Range

Start Date: 01/01/2020 | End Date: 11/30/2020



STATION	AVERAGE RESPONSE MM:SS (Dispatch to Arrived)
#1 - Cassie VFD-Elms Station	12:22

AVERAGE RESPONSE TIME calculated from the average time difference between DISPATCH and ARRIVED times on Basic Info 4. Only REVIEWED Incidents included.



# Cassie VFD/ Burnet ESD 2

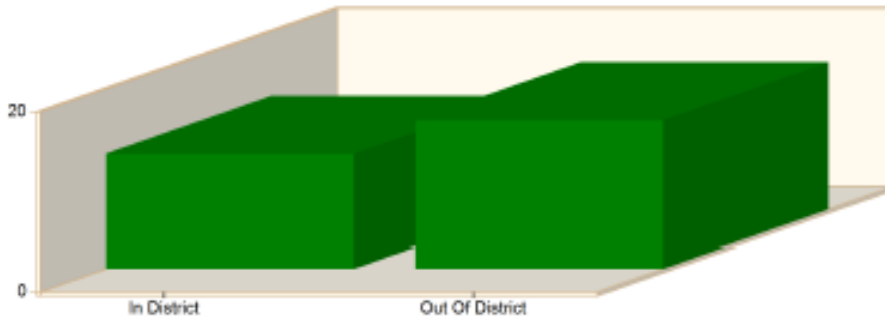
Burnet, TX

This report was generated on 12/15/2020 10:21:23 AM



## Incident Average Response Time per Shift for Date Range

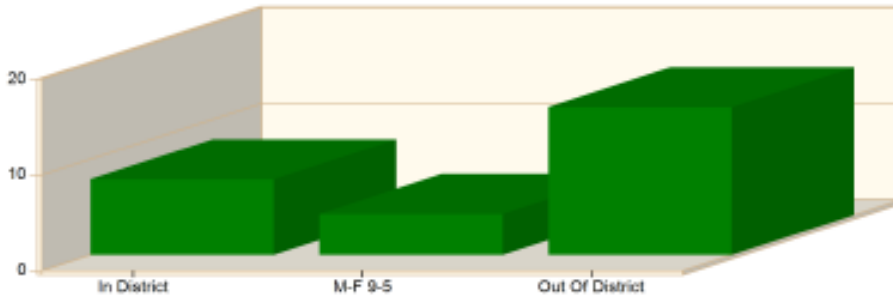
Start Date: 11/01/2020 | End Date: 11/30/2020



SHIFT	AVERAGE RESPONSE TIME (min) (Dispatch to Arrived)	CALLS
In District	12.72	1
Out Of District	16.51	6
<b>Total Number of Calls:</b>		<b>7</b>

## Incident Average Response Time per Shift for Date Range

Start Date: 01/01/2020 | End Date: 11/30/2020



SHIFT	AVERAGE RESPONSE TIME (min) (Dispatch to Arrived)	CALLS
In District	7.89	60
M-F 9-5	4.28	38
Out Of District	15.43	62
<b>Total Number of Calls:</b>		<b>160</b>

Incident Average Response Time calculated from Dispatch to first arriving unit apparatus Arrived time. Only Reviewed incidents are included. Incidents that are Cancelled with no apparatus actually arriving are not part of the incident count.



emergencyreporting.com  
Dec 15, 2020  
Page # 1 of 1

# Cassie VFD/ Burnet ESD 2

Burnet, TX

This report was generated on 12/15/2020 10:22:40 AM



## Personnel Count per Incident for Date Range

Start Date: 11/01/2020 | End Date: 11/30/2020

INCIDENT				NUMBER OF PEOPLE		
NUMBER	DATE	INCIDENT TYPE	FDID	ON APPARATUS	NOT ON APPARATUS	TOTAL
2020-2000158	11/02/2020 08:08:20	322 - Motor vehicle accident with injuries	BP208	5	0	5
2020-2000159	11/02/2020 09:23:24	611 - Dispatched & cancelled en route	BP208	1	2	3
2020-2000160	11/02/2020 10:24:45	311 - Medical assist, assist EMS crew	BP208	2	0	2
2020-2000161	11/02/2020 11:13:00	311 - Medical assist, assist EMS crew	BP208	2	0	2
2020-2000162	11/02/2020 14:07:25	322 - Motor vehicle accident with injuries	BP208	3	0	3
2020-2000163	11/02/2020 16:23:05	611 - Dispatched & cancelled en route	BP208	1	2	3
2020-2000164	11/11/2020 16:45:13	324 - Motor vehicle accident with no injuries.	BP208	1	2	3
2020-2000165	11/12/2020 07:41:59	321 - EMS call, excluding vehicle accident with injury	BP208	1	1	2
2020-2000166	11/16/2020 12:10:45	321 - EMS call, excluding vehicle accident with injury	BP208	1	2	3
2020-2000167	11/24/2020 08:49:42	611 - Dispatched & cancelled en route	BP208	1	3	4

AVERAGES: 1.8 1.2 3.0

## Personnel Count per Incident for Date Range

Start Date: 01/01/2020 | End Date: 11/30/2020

AVERAGES: 3.0 1.1 4.1

Only REVIEWED incidents included



emergencyreporting.com  
Doc Id: 358  
Page # 1 of 1

INCIDENT NUMBER	INCIDENT TYPE	DATE	LOCATION	APPARATUS
2020-2000140	321 - EMS call, excluding vehicle accident with injury	09/22/2020	1420 Fm 690	4450,4460,4490

Total # Incidents for 24: 2

ZONE: 27 - OOD-ELBVFD				
2020-2000011	111 - Building fire	01/30/2020	802 CR 128	4421,4440,4460
2020-2000045	324 - Motor vehicle accident with no injuries.	03/28/2020	Co Rd 114	4460
2020-2000096	142 - Brush or brush-and-grass mixture fire	07/03/2020	515 SOLAR DR	4440,4450
2020-2000097	621 - Wrong location	07/04/2020	106 CR 138 RD	4450

Total # Incidents for 27: 4

ZONE: 28 - OOD- Burnet VFD				
2020-2000021	321 - EMS call, excluding vehicle accident with injury	02/27/2020	106 LAKEVIEW DR	4460
2020-2000056	122 - Fire in motor home, camper, recreational vehicle	05/01/2020	DEER SPRINGS DR	4421,4440,4450
2020-2000059	141 - Forest, woods or wildland fire	05/05/2020	280 SABLE PASS HWY	4440,4450
2020-2000064	111 - Building fire	05/09/2020	8001 FM 963	4440
2020-2000065	111 - Building fire	05/10/2020	157 cr 103 ALY	4421,4440
2020-2000084	143 - Grass fire	06/12/2020	712 cr 107	4440,4450
2020-2000088	142 - Brush or brush-and-grass mixture fire	06/15/2020	9000 N US 281	4440,4450
2020-2000100	611 - Dispatched & cancelled en route	07/05/2020	6260 W Sh 29	4450
2020-2000117	611 - Dispatched & cancelled en route	08/12/2020	1750 cr 107	4451
2020-2000119	142 - Brush or brush-and-grass mixture fire	08/16/2020	2950 cr 101	4440,4450
2020-2000128	143 - Grass fire	08/31/2020	120 RED STAG CT	4450

Total # Incidents for 28: 11

ZONE: 28 - OOD- CI Burnet FD				
2020-2000022	142 - Brush or brush-and-grass mixture fire	02/29/2020	1800 CR 250	4440,4450,4451
2020-2000086	611 - Dispatched & cancelled en route	06/13/2020	103 LAS VISTAS WAY	4460

Total # Incidents for 29: 2

ZONE: 30 - OOD- Hoover Valley VFD				
2020-2000004	611 - Dispatched & cancelled en route	01/08/2020	1303 Cr 135	4460
2020-2000010	321 - EMS call, excluding vehicle accident with injury	01/29/2020	111 HILLCREST DR	4460
2020-2000015	341 - Search for person on land	02/09/2020	8456 CR 116	4460
2020-2000027	111 - Building fire	03/05/2020	524 CR 119 A	4421,4440,4450
2020-2000041	142 - Brush or brush-and-grass mixture fire	03/20/2020	325 quater horse TRL	4440,4450,4451
2020-2000048	611 - Dispatched & cancelled en route	04/08/2020	218 CR 119 A	4430,4460
2020-2000058	311 - Medical assist, assist EMS crew	05/05/2020	6802 Park Rd 4	4460
2020-2000066	311 - Medical assist, assist EMS crew	05/11/2020	357 cr 134	4460
2020-2000067	611 - Dispatched & cancelled en route	05/11/2020	3800 Park Rd 4	4451,4460

Only REVIEWED incidents included. Archived Zones cannot be unarchived.





INCIDENT NUMBER	INCIDENT TYPE	DATE	LOCATION	APPARATUS
2020-2000068	311 - Medical assist, assist EMS crew	05/12/2020	412 LEGENDS PKY	4460
2020-2000072	321 - EMS call, excluding vehicle accident with injury	05/20/2020	201 LOVERS LN	4460
2020-2000076	611 - Dispatched & cancelled en route	05/30/2020	1304 S lakeside DR	4450
2020-2000096	611 - Dispatched & cancelled en route	06/30/2020	500 BLOCK OF CLEN OAK PKY	4430,4450,4460
2020-2000099	611 - Dispatched & cancelled en route	07/06/2020	212 vista hermosa	4490
2020-2000105	611 - Dispatched & cancelled en route	07/18/2020	414 CR 118	4440,4451
2020-2000106	611 - Dispatched & cancelled en route	07/19/2020	553 SHOALS PKY	4451
2020-2000107	324 - Motor vehicle accident with no injuries.	07/19/2020	204 CLEARWATER DR	4451,4460
2020-2000113	611 - Dispatched & cancelled en route	08/05/2020	419 LONE OAK DR	4460
2020-2000120	321 - EMS call, excluding vehicle accident with injury	08/18/2020	810 Cr 118B	4460
2020-2000122	321 - EMS call, excluding vehicle accident with injury	08/22/2020	357 CR 134	4460,4490
2020-2000125	611 - Dispatched & cancelled en route	08/25/2020	106 HILKrest DR	4460
2020-2000127	142 - Brush or brush-and-grass mixture fire	08/31/2020	700 APACHE DR	4440,4460
2020-2000135	611 - Dispatched & cancelled en route	09/17/2020	111 HILLCo RdEST DR	4451
2020-2000142	321 - EMS call, excluding vehicle accident with injury	09/26/2020	140 LOBT trails	4460
2020-2000146	321 - EMS call, excluding vehicle accident with injury	09/30/2020	3630 Park Rd 4	4450,4490
2020-2000151	611 - Dispatched & cancelled en route	10/23/2020	520 cr 119 A	4490
2020-2000152	611 - Dispatched & cancelled en route	10/23/2020	904 CLEN OAK PKY	4490
2020-2000153	424 - Carbon monoxide incident	10/23/2020	306 CLEARWATER DR	4421
2020-2000154	322 - Motor vehicle accident with injuries	10/27/2020	6400 cr 116	4420,4460
2020-2000158	322 - Motor vehicle accident with injuries	11/02/2020	7500 cr 116	4420,4450,4460
2020-2000160	311 - Medical assist, assist EMS crew	11/05/2020	112 N RIVER OAKS DR	4450
2020-2000161	311 - Medical assist, assist EMS crew	11/05/2020	3630 Park Rd 4	4450
2020-2000163	611 - Dispatched & cancelled en route	11/08/2020	7100 PR 4	4450
2020-2000164	324 - Motor vehicle accident with no injuries.	11/11/2020	100 Legends PKY	4460
2020-2000165	321 - EMS call, excluding vehicle accident with injury	11/12/2020	415 SHOALS PKY	4460
2020-2000166	321 - EMS call, excluding vehicle accident with injury	11/16/2020	203 RIVER RANCH RD	4460
2020-2000167	611 - Dispatched & cancelled en route	11/24/2020	128 PROMISE LN	4460

Total # Incidents for 30: 37

**ZONE: 31 - OOD- Oakalla VFD**

2020-2000074	111 - Building fire	05/23/2020	10831 S 183	4421,4440
--------------	---------------------	------------	-------------	-----------

Total # Incidents for 31: 1

**ZONE: 37 - OODOC- Llano County Buchanan Dam VFD**

2020-2000019	321 - EMS call, excluding vehicle accident with injury	02/24/2020	3758 Ranch Road 261	4451,4460,4490
2020-2000053	365 - Watercraft rescue	04/21/2020	217 CEDAR TRL	4430,4460
2020-2000091	342 - Search for person in water	06/23/2020	233 cr 225	4430,4460

Only REVIEWED Incidents included. Archived Zones cannot be unarchived.



INCIDENT NUMBER	INCIDENT TYPE	DATE	LOCATION	APPARATUS
2020-2000110	342 - Search for person in water	07/26/2020	152 ROLLING WATERS LN	4430,4451,4460
2020-2000129	342 - Search for person in water	09/01/2020	427 ELLISON	4430,4460
2020-2000145	611 - Dispatched & cancelled en route	09/30/2020	1431	4421
Total # Incidents for 37:				6
<b>ZONE: 41 - OOD- HORSESHOE BAY F/R</b>				
2020-2000118	142 - Brush or brush-and-grass mixture fire	08/13/2020	2400 RR 2831	4421,4450
Total # Incidents for 41:				1
<b>ZONE: 42 - OOD- Bertram VFD</b>				
2020-2000104	143 - Grass fire	07/17/2020	1734 CR 322	4440,4450
2020-2000112	143 - Grass fire	08/02/2020	2047 cr 210A	4440,4451
Total # Incidents for 42:				2
<b>ZONE: 43 - OOD- COLOARDO RIVER</b>				
2020-2000042	363 - Swift water rescue	03/20/2020	2236 park hill dr DR	4430,4460
Total # Incidents for 43:				1
<b>ZONE: 44 - OOCOOD- LLANO VFD</b>				
2020-2000121	142 - Brush or brush-and-grass mixture fire	08/18/2020	Co Rd 215	4440,4450
Total # Incidents for 44:				1
<b>TOTAL # INCIDENTS:</b>			<b>187</b>	

Only REVIEWED Incidents Included. Archived Zones cannot be unarchived.



2:31 PM  
12/15/20  
Cash Basis

Cassie Volunteer Fire Department  
Balance Sheet  
As of November 30, 2020

---

	<u>Nov 30, 20</u>
<b>ASSETS</b>	
<b>Current Assets</b>	
Checking/Savings	
1010 - CASSIE VFD-ESD2	105,057.55
<b>Total Checking/Savings</b>	<u>105,057.55</u>
<b>Total Current Assets</b>	105,057.55
<b>Fixed Assets</b>	
1410 - Land	13,820.89
1420 - Furniture & Fixtures	7,987.10
1430 - Vehicles & Equipment	1,048,210.40
1440 - EMS Equipment	5,037.58
1450 - Communication Equipment	98,987.85
1460 - Buildings	113,750.42
1510 - Accumulated Depreciation	<u>-738,920.38</u>
<b>Total Fixed Assets</b>	548,853.44
<b>Other Assets</b>	
1100 - Grant Receivable	<u>3,770.25</u>
<b>Total Other Assets</b>	3,770.25
<b>TOTAL ASSETS</b>	<u><b>657,681.24</b></u>
<b>LIABILITIES &amp; EQUITY</b>	
<b>Liabilities</b>	
<b>Current Liabilities</b>	
Other Current Liabilities	
2010 - Employer & Emp. Payroll Tax	950.10
<b>Total Other Current Liabilities</b>	<u>950.10</u>
<b>Total Current Liabilities</b>	950.10
<b>Total Liabilities</b>	950.10
<b>Equity</b>	
3010 - Unrestricted Net Assets-Ret.Ern	654,508.84
Net Income	<u>2,227.30</u>
<b>Total Equity</b>	<u>656,731.14</u>
<b>TOTAL LIABILITIES &amp; EQUITY</b>	<u><b>657,681.24</b></u>

2:39 PM  
12/15/20  
Cash Basis

**Cassie Volunteer Fire Department  
Profit & Loss Budget vs. Actual  
October through November 2020**

	Oct - Nov 20	Budget	\$ Over Budget
<b>Income</b>			
4000 - Income			
4005 - ESD payments	0.00	189,832.00	-189,832.00
4010 - Individual Donations	1,075.00	0.00	1,075.00
4020 - Group & Company Donations	5,800.00	0.00	5,800.00
4030 - County Funds	0.00	3,000.00	-3,000.00
4070 - ESD Reimbursement	1,015.77	0.00	1,015.77
4095 - ESD Pymts-Capital Expenditures	32,131.00	45,000.00	-12,869.00
<b>Total 4000 - Income</b>	<b>40,021.77</b>	<b>217,832.00</b>	<b>-177,810.23</b>
<b>Total Income</b>	<b>40,021.77</b>	<b>217,832.00</b>	<b>-177,810.23</b>
<b>Expense</b>			
5000 - ADMINISTRATIVE			
5005 - Accounting	380.00	1,300.00	-940.00
5010 - Legal Services	0.00	100.00	-100.00
5015 - Meetings	0.00	101.50	-101.50
5020 - Office Equipment/Maint.	0.00	258.00	-258.00
5025 - Office Supplies	132.88	1,000.00	-867.12
5030 - Printer Supplies	0.00	300.00	-300.00
5035 - Shipping/Postage/PO Box Rental	280.00	150.00	130.00
5040 - Subscrip/Dues/Membership/Recfgmt	891.40	10,000.00	-9,308.60
5045 - Travel Allowance	0.00	100.00	-100.00
5050 - Uniforms (Caps and Shirts)	1,122.40	4,000.00	-2,877.60
5055 - Printing Services	105.28	100.00	5.28
5060 - Banking/Std/DepBox/Chks/Bkgt/Cks	20.00	100.00	-80.00
5070 - Replen Petty Cash/Toil Charges	0.00	350.00	-350.00
5075 - RECRUITMENT & RETENTION	0.00	3,500.00	-3,500.00
<b>Total 5000 - ADMINISTRATIVE</b>	<b>2,711.94</b>	<b>21,359.50</b>	<b>-18,647.56</b>
5200 - PAID POSITION			
5205 - Base Salary	7,538.48	40,000.00	-41,461.52
5215 - CVFD SS & Medicare Tax Match	578.72	3,748.50	-3,171.78
<b>Total 5200 - PAID POSITION</b>	<b>8,115.20</b>	<b>52,748.50</b>	<b>-44,833.30</b>
5300 - BUILDING AND GROUNDS			
5305 - Botanical Supplies	0.00	50.00	-50.00
5310 - Janitorial Supplies	87.37	200.00	-112.63
5320 - Repairs and Maintenance	2,578.30	3,000.00	-421.70
5325 - Furn&YardEquip Rept/Rep/New	888.40	520.00	188.40
5330 - Electrical Service	371.24	3,750.00	-3,378.76
5335 - Telephone Service	881.13	3,600.00	-2,918.87
<b>Total 5300 - BUILDING AND GROUNDS</b>	<b>4,406.44</b>	<b>11,120.00</b>	<b>-6,713.56</b>
5600 - COMMUNICATIONS			
5605 - Batteries, Clips, Acc.	0.00	500.00	-500.00
5615 - Non-Warranty Repair	0.00	300.00	-300.00
5620 - Digital Radio and Pagers	0.00	500.00	-500.00
<b>Total 5600 - COMMUNICATIONS</b>	<b>0.00</b>	<b>1,300.00</b>	<b>-1,300.00</b>
6600 - INSURANCE			
6605 - Building and Property	900.00	3,819.00	-2,919.00
6610 - Vehicle	1,800.00	8,000.00	-6,200.00
6615 - Personnel Coverage	8,231.00	10,200.00	-1,969.00
<b>Total 6600 - INSURANCE</b>	<b>10,931.00</b>	<b>22,019.00</b>	<b>-11,088.00</b>
7000 - OPERATIONS			
7010 - Fuel-Vehicle and Equipment	0.00	500.00	-500.00
7012 - Fuelman-Vehicles & Equipment	478.71	4,530.00	-4,053.29
7015 - Equipment Maint/Repr-Vendor	0.00	500.00	-500.00
7020 - Fire Extinguisher Test/Repr	0.00	300.00	-300.00
7025 - Fire Suppressant Supplies	0.00	5,000.00	-5,000.00
7030 - First Responder Supplies	0.00	5,000.00	-5,000.00
7035 - Ladder, Pump & Hose Testing	1,424.70	3,000.00	-1,575.30
7040 - Minor Tools	258.59	150.00	108.59
7045 - Veh/Epmt Lighb-Decals-Safety	82.09	100.00	-17.91
7050 - Personal Protect Equip-PPE	2,148.91	4,000.00	-1,851.09

2:39 PM  
 12/15/20  
 Cash Basis

**Cassie Volunteer Fire Department  
 Profit & Loss Budget vs. Actual  
 October through November 2020**

	Oct - Nov 20	Budget	\$ Over Budget
7055 · PPE Testing/Cleaning/Repair	0.00	500.00	-500.00
7060 · Rehabilitation Supplies	342.95	500.00	-157.05
7065 · Rescue Equipment Maint/Repr	0.00	250.00	-250.00
7070 · SCBA Testing/Hydro/faceMask/Pack	0.00	2,000.00	-2,000.00
7072 · SCBA MAINTENANCE & REPAIR	0.00	500.00	-500.00
7075 · State Veh Safety Inspect&Regist	0.00	151.00	-151.00
7080 · Vehicle Maintenance/Repair	579.00	1,500.00	-921.00
7085 · Vehicle Maint/Repr(Vendor)	114.13	7,000.00	-6,885.87
7090 · Equipment Reprint(Fire Fightg)	87.80	1,750.00	-1,662.20
7095 · Fire Fighting Equipment - NEW	772.74	2,500.00	-1,727.26
7100 · Rescue Equipment - NEW	374.61	1,000.00	-625.39
7105 · Rescue Equipment - REPLMNT	0.00	200.00	-200.00
<b>Total 7000 · OPERATIONS</b>	<b>6,662.23</b>	<b>40,931.00</b>	<b>-34,268.77</b>
<b>8000 · TRAINING</b>			
8005 · AED, CPR, First Aid	0.00	454.00	-454.00
8020 · Training -VENDOR	0.00	12,500.00	-12,500.00
8025 · Per Diem Travel/Lodging	901.73	5,000.00	-4,098.27
8030 · Wildland	0.00	500.00	-500.00
8035 · Educational Supplies	0.00	600.00	-600.00
<b>Total 8000 · TRAINING</b>	<b>901.73</b>	<b>19,054.00</b>	<b>-18,152.27</b>
<b>9000 · PUBLIC RELATIONS</b>			
9005 · Educational Supplies	0.00	100.00	-100.00
9010 · Public Educatn/Relatns/Apprtn	0.00	500.00	-500.00
9015 · Shipping and Postage	0.00	100.00	-100.00
9020 · Printing	0.00	100.00	-100.00
9025 · Recognition/Thank You	819.77	500.00	319.77
<b>Total 9000 · PUBLIC RELATIONS</b>	<b>819.77</b>	<b>1,300.00</b>	<b>-480.23</b>
<b>9500 · CAPITAL EXPENDITURES</b>			
9518 · Fire Monitor Nozzle for T194440	1,880.95	0.00	1,880.95
9532 · HVAC SYSTEM-STATION 1	0.00	15,000.00	-15,000.00
9533 · UTV-W/PUMP, TANK, & TRAILER	193.58	30,000.00	-29,806.44
9566 · K-12 Saw-for cutting metal	1,371.85	0.00	1,371.85
<b>Total 9500 · CAPITAL EXPENDITURES</b>	<b>3,246.38</b>	<b>45,000.00</b>	<b>-41,753.64</b>
<b>Total Expense</b>	<b>37,794.47</b>	<b>214,832.00</b>	<b>-177,037.53</b>
<b>Net Income</b>	<b>2,227.30</b>	<b>3,000.00</b>	<b>-772.70</b>

2:35 PM  
 12/15/20  
 Cash Basis

**Cassie Volunteer Fire Department**  
**Profit & Loss by Class**  
 October through November 2020

	ESD	ESDC	FD	FDE	FDG	FDMA	TOTAL
<b>Income</b>							
4000 - Income							
4010 - Individual Donations	0.00	0.00	1,075.00	0.00	0.00	0.00	1,075.00
4020 - Group & Company Donations	0.00	0.00	5,800.00	0.00	0.00	0.00	5,800.00
4070 - ESD Reimbursement	1,015.77	0.00	0.00	0.00	0.00	0.00	1,015.77
4095 - ESD Pynts-Capital Expenditures	0.00	32,131.00	0.00	0.00	0.00	0.00	32,131.00
<b>Total 4000 - Income</b>	<b>1,015.77</b>	<b>32,131.00</b>	<b>6,875.00</b>	<b>0.00</b>	<b>0.00</b>	<b>0.00</b>	<b>40,021.77</b>
<b>Total Income</b>	<b>1,015.77</b>	<b>32,131.00</b>	<b>6,875.00</b>	<b>0.00</b>	<b>0.00</b>	<b>0.00</b>	<b>40,021.77</b>
<b>Expense</b>							
5000 - ADMINISTRATIVE							
5005 - Accounting	110.00	0.00	0.00	250.00	0.00	0.00	360.00
5025 - Office Supplies	132.88	0.00	0.00	0.00	0.00	0.00	132.88
5035 - Shipping/Postage/PO Box Rental	280.00	0.00	0.00	0.00	0.00	0.00	280.00
5040 - Subscrip/Dues/Membrshp/RecMgmt	691.40	0.00	0.00	0.00	0.00	0.00	691.40
5050 - Uniforms (Caps and Shirts)	1,122.40	0.00	0.00	0.00	0.00	0.00	1,122.40
5055 - Printing Services	105.28	0.00	0.00	0.00	0.00	0.00	105.28
5060 - Banking/CityDepBox/Chks/BkgdCks	20.00	0.00	0.00	0.00	0.00	0.00	20.00
<b>Total 5000 - ADMINISTRATIVE</b>	<b>2,481.94</b>	<b>0.00</b>	<b>0.00</b>	<b>250.00</b>	<b>0.00</b>	<b>0.00</b>	<b>2,711.94</b>
5200 - PAID POSITION							
5205 - Base Salary	0.00	0.00	0.00	7,538.48	0.00	0.00	7,538.48
5215 - CVFD SS & Medicare Tax Match	0.00	0.00	0.00	576.72	0.00	0.00	576.72
<b>Total 5200 - PAID POSITION</b>	<b>0.00</b>	<b>0.00</b>	<b>0.00</b>	<b>8,115.20</b>	<b>0.00</b>	<b>0.00</b>	<b>8,115.20</b>
5300 - BUILDING AND GROUNDS							
5310 - Janitorial Supplies	87.37	0.00	0.00	0.00	0.00	0.00	87.37
5320 - Repairs and Maintenance	2,578.30	0.00	0.00	0.00	0.00	0.00	2,578.30
5325 - Furn&YardEquip Rep/Rep/New	688.40	0.00	0.00	0.00	0.00	0.00	688.40
5330 - Electrical Service	371.24	0.00	0.00	0.00	0.00	0.00	371.24
5335 - Telephone Service	681.13	0.00	0.00	0.00	0.00	0.00	681.13
<b>Total 5300 - BUILDING AND GROUNDS</b>	<b>4,406.44</b>	<b>0.00</b>	<b>0.00</b>	<b>0.00</b>	<b>0.00</b>	<b>0.00</b>	<b>4,406.44</b>
6600 - INSURANCE							
6605 - Building and Property	900.00	0.00	0.00	0.00	0.00	0.00	900.00
6610 - Vehicle	1,800.00	0.00	0.00	0.00	0.00	0.00	1,800.00
6615 - Personnel Coverage	8,231.00	0.00	0.00	0.00	0.00	0.00	8,231.00
<b>Total 6600 - INSURANCE</b>	<b>10,931.00</b>	<b>0.00</b>	<b>0.00</b>	<b>0.00</b>	<b>0.00</b>	<b>0.00</b>	<b>10,931.00</b>
7000 - OPERATIONS							
7012 - Fuelman-Vehicles & Equipment	448.80	0.00	0.00	0.00	0.00	27.91	476.71
7035 - Ladder, Pump & Hose Testing	1,424.70	0.00	0.00	0.00	0.00	0.00	1,424.70
7040 - Minor Tools	258.59	0.00	0.00	0.00	0.00	0.00	258.59
7045 - Veh/Equip Lights-Decals-Safety	82.09	0.00	0.00	0.00	0.00	0.00	82.09
7050 - Personal Protect Equip-PPE	2,148.91	0.00	0.00	0.00	0.00	0.00	2,148.91
7060 - Rehabilitation Supplies	300.13	0.00	42.82	0.00	0.00	0.00	342.95
7080 - Vehicle Maintenance/Repair	579.00	0.00	0.00	0.00	0.00	0.00	579.00
7085 - Vehicle Maint/Repr(Vendor)	114.13	0.00	0.00	0.00	0.00	0.00	114.13
7090 - Equipmt Replmt(Fire Fightg)	87.80	0.00	0.00	0.00	0.00	0.00	87.80
7095 - Fire Fighting Equipmt - NEW	772.74	0.00	0.00	0.00	0.00	0.00	772.74
7100 - Rescue Equipment - NEW	374.61	0.00	0.00	0.00	0.00	0.00	374.61
<b>Total 7000 - OPERATIONS</b>	<b>6,591.50</b>	<b>0.00</b>	<b>42.82</b>	<b>0.00</b>	<b>0.00</b>	<b>27.91</b>	<b>6,662.23</b>
8000 - TRAINING							
8025 - Per Diem Travel/Lodging	901.73	0.00	0.00	0.00	0.00	0.00	901.73
<b>Total 8000 - TRAINING</b>	<b>901.73</b>	<b>0.00</b>	<b>0.00</b>	<b>0.00</b>	<b>0.00</b>	<b>0.00</b>	<b>901.73</b>
9000 - PUBLIC RELATIONS							
9025 - Recognition/Thank You	819.77	0.00	0.00	0.00	0.00	0.00	819.77
<b>Total 9000 - PUBLIC RELATIONS</b>	<b>819.77</b>	<b>0.00</b>	<b>0.00</b>	<b>0.00</b>	<b>0.00</b>	<b>0.00</b>	<b>819.77</b>
9500 - CAPITAL EXPENDITURES							
9518 - Fire Monitor Nozzle for T1#4440	0.00	1,680.95	0.00	0.00	0.00	0.00	1,680.95
9533 - UTV-W/PUMP, TANK, & TRAILER	0.00	0.00	0.00	0.00	193.58	0.00	193.58

2:35 PM  
12/15/20  
Cash Basis

Cassie Volunteer Fire Department  
Profit & Loss by Class  
October through November 2020

---

	<u>ESD</u>	<u>ESDC</u>	<u>FD</u>	<u>FDE</u>	<u>FDG</u>	<u>FDMA</u>	<u>TOTAL</u>
9965 · K-12 Saw-for cutting metal	0.00	1,371.85	0.00	0.00	0.00	0.00	1,371.85
Total 9900 · CAPITAL EXPENDITURES	0.00	3,052.80	0.00	0.00	193.58	0.00	3,246.38
Total Expense	<u>28,112.38</u>	<u>3,052.80</u>	<u>42.82</u>	<u>8,385.20</u>	<u>193.58</u>	<u>27.91</u>	<u>37,794.47</u>
Net Income	<u>-25,096.61</u>	<u>29,078.40</u>	<u>6,832.18</u>	<u>-8,385.20</u>	<u>-193.58</u>	<u>-27.91</u>	<u>2,227.30</u>

2:30 PM

12/15/20

Accrual Basis

**Cassie Volunteer Fire Department  
Profit & Loss Detail  
November 2020**

Date	Name	Memo	Class	Amount
<b>Income</b>				
<b>4000 - Income</b>				
<b>4010 - Individual Donations</b>				
11/19/2020	Individual Don...	donation from Henrietta A Smith	FD	50.00
11/19/2020	Individual Don...	donation from Luis Sivrent & Marissa Biscope	FD	1,000.00
Total 4010 - Individual Donations				1,050.00
<b>4095 - ESD Pyrms-Capital Expenditures</b>				
11/13/2020	BCESD#2	Capital Expendure funds for UTV and trailer and petrol for Sk...	ESDC	32,131.00
Total 4095 - ESD Pyrms-Capital Expenditures				32,131.00
Total 4000 - Income				33,181.00
<b>Total Income</b>				<b>33,181.00</b>
<b>Expense</b>				
<b>5000 - ADMINISTRATIVE</b>				
<b>5005 - Accounting</b>				
11/12/2020	Chase Card S...	Tabor & Burnett - payroll processing for Oct, Nov, Dec 2020	FDE	250.00
11/12/2020	Chase Card S...	Tabor & Burnett - update QB's to version 2020	ESD	110.00
Total 5005 - Accounting				360.00
<b>5025 - Office Supplies</b>				
11/12/2020	Chase Card S...	WASP-4 rolls of labels for inventory system labeling of items	ESD	53.04
11/12/2020	Chase Card S...	Office Depot-4 desk calendars	ESD	23.96
Total 5025 - Office Supplies				77.00
<b>5040 - Subscrip/Dues/Membsrhp/RecMgmt</b>				
11/12/2020	Chase Card S...	Texas Comm Fire Prot-recertification application/testing-D.Cur...	ESD	56.49
11/12/2020	Chase Card S...	Fire Due-web hosting for October 2020	ESD	30.00
11/12/2020	Chase Card S...	YMCA-November membership dues for D. Curtis-family	ESD	58.00
11/12/2020	Chase Card S...	YMCA-November membership dues for D. Shields-senior single	ESD	30.00
11/12/2020	Chase Card S...	YMCA-November membership dues for G. Sanchez-senior co...	ESD	49.00
11/12/2020	Chase Card S...	YMCA-November membership dues for C. Kelley-family	ESD	58.00
Total 5040 - Subscrip/Dues/Membsrhp/RecMgmt				281.49
Total 5000 - ADMINISTRATIVE				718.49
<b>5200 - PAID POSITION</b>				
<b>5205 - Base Salary</b>				
11/06/2020	Derrick R Curtis	Salary	FDE	1,884.82
11/19/2020	Derrick R Curtis	Salary	FDE	1,884.82
Total 5205 - Base Salary				3,769.64
<b>5215 - CVFD SS &amp; Medicare Tax Match</b>				
11/06/2020	Derrick R Curtis	Payroll for period beginning 10-26-20 and ending 11-6-20	FDE	144.18
11/19/2020	Derrick R Curtis	payroll for period beginning 11-9-20 and ending 11-20-20	FDE	144.18
Total 5215 - CVFD SS & Medicare Tax Match				288.36
Total 5200 - PAID POSITION				4,057.80
<b>5300 - BUILDING AND GROUNDS</b>				
<b>5320 - Repairs and Maintenance</b>				
11/12/2020	Chase Card S...	Home Depot-parts needed for building new pump house at wat...	ESD	81.09
11/12/2020	Chase Card S...	ACE-parts and tools for building new pump house at water tower	ESD	49.88
11/12/2020	Chase Card S...	On-site-cost of trailer to haul and dispose of debris on side of fl...	ESD	437.75
11/12/2020	Chase Card S...	Satellite Station-security monitoring for Oct, Nov, Dec 2020	ESD	110.97
Total 5320 - Repairs and Maintenance				679.69
<b>5325 - Furn&amp;YardEquip Repl/Rep/New</b>				
11/12/2020	Chase Card S...	Carrot Top - 1 4x8 flag for new flag pole was on back order fro...	ESD	39.75
Total 5325 - Furn&YardEquip Repl/Rep/New				39.75
<b>5330 - Electrical Service</b>				
11/15/2020	PEC	Acc#3000098825-monthly stmnt-for period 9/22/20-10/22/20	ESD	178.98

Page 1



2:30 PM  
12/15/20  
Accrual Basis

**Cassie Volunteer Fire Department  
Profit & Loss Detail  
November 2020**

Date	Name	Memo	Class	Amount
Total 5330 - Electrical Service				178.08
<b>5335 - Telephone Service</b>				
11/12/2020	Chase Card S...	Verizon-monthly stmt for phone and internet for period 9-11-20...	ESD	340.84
Total 5335 - Telephone Service				340.84
Total 5300 - BUILDING AND GROUNDS				1,239.08
<b>6600 - INSURANCE</b>				
<b>6605 - Building and Property</b>				
11/09/2020	VFIS of Texas	Inv#R3526-1st quarterly installment for commercial insurance f...	ESD	900.00
Total 6605 - Building and Property				900.00
<b>6610 - Vehicle</b>				
11/09/2020	VFIS of Texas	Inv#R3526-1st quarterly installment for auto insurance for perlo...	ESD	1,800.00
Total 6610 - Vehicle				1,800.00
<b>6615 - Personal Coverage</b>				
11/17/2020	Robbie Cheath...	Reimbursement for Air Evac membership she paid directly.	ESD	85.00
Total 6615 - Personal Coverage				85.00
Total 6600 - INSURANCE				2,785.00
<b>7000 - OPERATIONS</b>				
<b>7012 - Fuelman-Vehicles &amp; Equipment</b>				
11/09/2020	Fuelman	10/7/20-Kwik Chek-4480-regular and calls	ESD	34.07
11/09/2020	Fuelman	10/17/20-Kwik Chek-4480-regular and calls	ESD	37.92
11/09/2020	Fuelman	10/25/20-J&S-4480-regular and calls	ESD	28.83
11/09/2020	Fuelman	10/12/20-Kwik Chek-Lawn Equipment	ESD	8.98
11/09/2020	Fuelman	10/11/20-Kwik Chek-4421-regular fill up	ESD	21.18
11/09/2020	Fuelman	10/13/20-Kwik Chek-4440-regular fill up	ESD	34.81
11/09/2020	Fuelman	10/08/20-Corner Store-4450-regular fill up	ESD	28.33
11/09/2020	Fuelman	10/13/20-Kwik Chek-4451-regular fill up	ESD	24.17
11/09/2020	Fuelman	10/11/20-Kwik Chek-4421-Gerry Can fill up-regular gas for pump	ESD	1.78
11/09/2020	Fuelman	10/12/20-Kwik Chek-4430-Gerry Can fill up-regular gas for boat	ESD	5.33
Total 7012 - Fuelman-Vehicles & Equipment				223.20
<b>7035 - Ladder, Pump &amp; Hose Testing</b>				
11/06/2020	Access Hose ...	Inv#11001-Annual NFPA testing of hoses and ladders	ESD	1,424.70
Total 7035 - Ladder, Pump & Hose Testing				1,424.70
<b>7060 - Rehabilitation Supplies</b>				
11/12/2020	Chase Card S...	Sam's Club-rehab snacks and bobo armour drinks	ESD	160.88
11/12/2020	Chase Card S...	Sam's Club-rehab DP	FD	35.34
11/12/2020	Chase Card S...	Walmart-rehab snacks	ESD	17.98
Total 7060 - Rehabilitation Supplies				214.18
<b>7080 - Vehicle Maintenance/Repair</b>				
11/12/2020	Chase Card S...	Firepenry-new onboard air compressor for E2 to repair broken...	ESD	490.79
Total 7080 - Vehicle Maintenance/Repair				490.79
<b>7085 - Vehicle Maint/Repr(Vendor)</b>				
11/12/2020	Chase Card S...	Quick Brakes-4480-repair tire-nail	ESD	21.00
Total 7085 - Vehicle Maint/Repr(Vendor)				21.00
<b>7095 - Fire Fighting Equipmt - NEW</b>				
11/06/2020	Delta Fire and ...	Inv# 78809-a 3.0" female rocker adapter x 2.5" male adapter f...	ESD	81.90
Total 7095 - Fire Fighting Equipmt - NEW				81.90
Total 7000 - OPERATIONS				2,435.75
<b>8000 - TRAINING</b>				
<b>8025 - Per Diem Travel/Lodging</b>				
11/12/2020	Chase Card S...	Hilton Hotels-credit for taxes charged on room for D. Curtis att...	ESD	-28.50
11/12/2020	Chase Card S...	Hooters-10/18/20-supper-D. Curtis attending Fire Service Chie...	ESD	40.00
11/12/2020	Chase Card S...	Sodoleka-10/19/20-supper-D. Curtis attending Fire Service Chie...	ESD	32.12

2:30 PM

12/15/20

Accrual Basis

### Cassie Volunteer Fire Department Profit & Loss Detail

November 2020

Date	Name	Memo	Class	Amount
11/12/2020	Cheese Card S...	Cilentros-10/21/20-supper-D. Curtis attending Fire Service Ch...	ESD	21.43
11/12/2020	Cheese Card S...	Hilton Hotels-lodging-D. Curtis attending Fire Service Chief Ex...	ESD	549.80
11/12/2020	Cheese Card S...	Razzoo's-10/22/20-supper-D. Curtis attending Fire Service Ch...	ESD	53.23
11/12/2020	Cheese Card S...	Exxon-10/23/20-lunch-D. Curtis attending Fire Service Chief E...	ESD	4.25
Total 8025 - Per Diem Travel/Lodging				672.33
Total 8000 - TRAINING				672.33
<b>9500 - CAPITAL EXPENDITURES</b>				
<b>9533 - UTV-WIPUMP, TANK, &amp; TRAILER</b>				
11/09/2020	Arlima Company	Inv#95538-spares tire w/o rim (rim will be ordered separately) fo...	FDG	193.96
Total 9533 - UTV-WIPUMP, TANK, & TRAILER				193.96
Total 9500 - CAPITAL EXPENDITURES				193.96
Total Expense				12,081.79
<b>Net Income</b>				<b>21,099.21</b>

11:08 AM  
12/10/20  
Cash Basis

**Burnet County Emergency Services District #2**  
**Balance Sheet**  
As of December 10, 2020

---

	<u>Dec 10, 20</u>
<b>ASSETS</b>	
Current Assets	
Checking/Savings	
Certificate of Deposit 33088	158,140.83
First State Bank of Burnet	<u>88,677.15</u>
Total Checking/Savings	<u>242,817.78</u>
Total Current Assets	<u>242,817.78</u>
<b>TOTAL ASSETS</b>	<b><u>242,817.78</u></b>
<b>LIABILITIES &amp; EQUITY</b>	
Equity	
Unrestricted Net Assets	282,374.19
Net Income	<u>-19,556.41</u>
Total Equity	<u>242,817.78</u>
<b>TOTAL LIABILITIES &amp; EQUITY</b>	<b><u>242,817.78</u></b>

11:06 AM  
 12/10/20  
 Cash Basis

**Burnet County Emergency Services District #2**  
**Profit & Loss Budget vs. Actual**  
 November 2020

	Nov 20	Budget	\$ Over Budget	% of Budget
<b>Income</b>				
Government Contracts				
Local Government Contracts	18,837.48	0.00	18,837.48	100.0%
Government Contracts - Other	0.00	20,025.88	-20,025.88	0.0%
<b>Total Government Contracts</b>	<b>18,837.48</b>	<b>20,025.88</b>	<b>-3,388.18</b>	<b>83.1%</b>
Interest Earned	3.73	0.00	3.73	100.0%
Investments				
Interest-Savings, Short-Term CD	0.00	0.00	0.00	0.0%
<b>Total Investments</b>	<b>0.00</b>	<b>0.00</b>	<b>0.00</b>	<b>0.0%</b>
Refund	0.00	0.00	0.00	0.0%
Reimburse Expenses	0.00	0.00	0.00	0.0%
<b>Total Income</b>	<b>18,841.21</b>	<b>20,025.88</b>	<b>-3,384.45</b>	<b>83.1%</b>
<b>Expense</b>				
Contract Services				
Accounting Fees	118.58	0.00	118.58	100.0%
Cassie Volunteer Fire Dept	0.00	0.00	0.00	0.0%
CVFD-Capital Expenditures	32,131.00	0.00	32,131.00	100.0%
Insurance-Liability & D.O.	0.00	0.00	0.00	0.0%
Insurance-Workers Compensation	0.00	0.00	0.00	0.0%
Legal Fees	2.30	0.00	2.30	100.0%
Outside Contract Services	0.00	0.00	0.00	0.0%
<b>Total Contract Services</b>	<b>32,251.88</b>	<b>0.00</b>	<b>32,251.88</b>	<b>100.0%</b>
Operations				
Meeting space fees	0.00	0.00	0.00	0.0%
Newspaper Advertisement	0.00	0.00	0.00	0.0%
Postage, Mail Service	0.00	0.00	0.00	0.0%
<b>Total Operations</b>	<b>0.00</b>	<b>0.00</b>	<b>0.00</b>	<b>0.0%</b>
Other Types of Expenses				
Memberships and Dues	0.00	0.00	0.00	0.0%
Other Costs	0.00	0.00	0.00	0.0%
Sales Tax Election Expenses	818.00	0.00	818.00	100.0%
<b>Total Other Types of Expenses</b>	<b>818.00</b>	<b>0.00</b>	<b>818.00</b>	<b>100.0%</b>
Travel and Meetings				
Conference, Convention, Meeting	0.00	0.00	0.00	0.0%
Travel	0.00	0.00	0.00	0.0%
<b>Total Travel and Meetings</b>	<b>0.00</b>	<b>0.00</b>	<b>0.00</b>	<b>0.0%</b>
<b>Total Expense</b>	<b>33,067.88</b>	<b>0.00</b>	<b>33,067.88</b>	<b>100.0%</b>
<b>Net Income</b>	<b>-15,426.67</b>	<b>20,025.88</b>	<b>-36,452.33</b>	<b>-82.0%</b>

12-17-2020

BURNET COUNTY ESD 2  
SALES TAX ELECTION COSTS:

Legal fees	\$760.00
Legal fees	\$280.00
Legal fees	\$680.00
CVFD -- Mailings, postage, etc	\$1,015.77
Highland Lakes Newspapers	\$816.00
Election Cost	\$1,000.00
TOTAL	\$4,551.77