



BURNET COUNTY EMERGENCY SERVICES DISTRICT #2
P.O. BOX 249
BUCHANAN DAM, TEXAS 78609-0249

Minutes (Official) – January 28, 2021

1. (AI)¹ Call meeting to order.

(AD)² At 10:00 a.m., January 28, 2021, the Regular Meeting of the Board of Emergency Service Commissioners of Burnet County Emergency Services District #2 was called to order in the Cassie Community Center, 3920 RR 690, Burnet, Texas 78611. Notice of this meeting (Enclosure 1) had been previously posted at the Burnet County Courthouse, the Cassie Community Center, and the Cassie VFD website (www.cassievfd.com) in compliance with the provisions of Chapter 551, Texas Government Code.

2. (AI) Establish a quorum.

(AD) Board member in attendance were:

Ben Schneider

Richard Bremer

Sharon Barclay

Robbie Cheatham

Donna Kiley



Commissioner Schneider confirmed a quorum was present

3. (AI) Pledge of Allegiance.

(AD) The quorum having been established, the Pledge of Allegiance to the United States was rendered with appropriate honors

4. (AI) Invocation.

(AD) The Invocation was offered by Commissioner Bremer

¹ AI – Agenda Item

² AD – Action and/or Discussion by BCESD-2 Commissioners

5. (AI) Welcome guests.

(AD) Commissioner Schneider welcomed to the meeting:

CVFD EMS Lieutenant Laura Schneider

CVFD Chief Curtis

CVFD Chuck Schoenfeld

CVFD George Sanchez

Charity Taber, Taber and Burnett, P.C

Richard Fletcher, VP, HdL Companies

6. (AI) Comments from the Board and Public not scheduled on the agenda may speak, however no action can be taken on these items and the Board will not debate the comments at this meeting. Comments regarding specific agenda items should occur when the item is called.

(AD) Commissioner Schneider called for comments from the Board or guests.

Commissioner Schneider provided information concerning Continuing Education offerings for ESD Commissioners; On-Demand Training information can be found through SAFE-D. Commissioners, in addition to compulsory requirements, should have 6 hours of Continuing Education every term.

7. (AI) Present the 2020 CVFD and ESD#2 Audit results

(AD) Charity Taber, from Taber and Burnett, P.C. presented the independent financial audit for the period of October 1, 2019 to September 30, 2020 for both ESD #2 and CVFD. Mrs. Taber reported that both entities accounting principles were in conformity and there were no outstanding discrepancies presented. A copy of the ESD and the CVFD audit will be available on the CVFD website for public viewing. (Enclosure 2)

8. (AI) Sales Tax Assurance presentation of post-election services available to ESD's

(AD) Richard Fletcher, VP of HdL Companies presented information related to HdL's services in reporting and consultation, and in inquiry and recovery of accurate distribution of Sales Tax to the ESD. Mr. Fletcher explained avenues to identify potential sources which should occur in the near future. He also explained identifying "List Filer" or "Outlet Filer" for those businesses that provide services transiently within the ESD.

Mr. Fletcher covered the price structure of services at HdL Companies. He also encouraged the ESD to review first disbursements before engaging any service.

9. (AI) Accept minutes from 12/17/20 meeting

(AD) Commissioner Schneider called for corrections to the December 17, 2020 Meeting Minutes; with no additional changes the Minutes were accepted as presented.

10. (AI) Report from the Cassie Volunteer Fire Department

(AI) Fire Chief Report

(AD) Chief Curtis reported for the month of December that Cassie VFD responded to 13 calls; 9 EMS/4 Fire. There were 180 calls for 2020; 109 EMS/71 Fire. Average response time 15:42; increase in response time due to extended response for Out-of-District calls. Average 2020 Dispatch to Arrival was 12.35. Average personnel per call in December was 4.2. Chief Curtis also included in the report the Zone Breakdown for Out-of-District calls. There were 2 Overlapping Calls for December. (Enclosure 3)

(AI) CVFD Financial Report

(AD) Lt. Schneider reported that the December balance in checking is \$85,573.72. Income for December was \$19,715.98 and expenses were \$39,675.57, for a Net Loss of \$19,959.59. Lt. Schneider discussed that the deficit is due to revenue hold from the ESD to balance the 2019-2020 expenditure. Lt. Schneider also discussed Capital Expense items that were purchased but not billed until October resulting in carryover expenses. (Enclosure 4) Lt. Schneider also reported that the CVFD is going to open a checking account to keep ESD and Fire Department funding separate for clarity of accounting.

(AI) Review FY 2020/2021 Cassie VFD Goals and Objectives

(AD) Lt. Schneider explained the handouts for the 2020-21 CVFD Goals and Objectives; the information will be presented at the February 2021 meeting.

(AI) Present Cassie VFD's Five Year Plan to board

(AD) Agenda Item moved to February 2021 Meeting.

11. (AI) Sales Tax Election recognition

(AD) Commissioner Schneider formally recognized the outstanding work completed on behalf of BCESD #2 by Chief Curtis and the Cassie VFD. Much work was accomplished with outstanding results for the Sales Tax Election. Commissioner Schneider called attention to the recognition in the December edition of the "SAFE-D Pen". Chief Curtis stated that he has been contacted by other ESD's to present strategies that ESD #2 utilized for their forthcoming endeavors.

12. (AI) ESD #2 Treasurer Report

(AD) Commissioner Bremer presented the ESD Treasurer's report. Total assets as of December 31, 2020 are \$277,801.36 which includes \$156,315.81 in CD and \$121,485.55 in checking. Commissioner Schneider asked for any questions or corrections; with no further discussion, the Treasurer's Report was accepted as presented. (Enclosure 5)

13. (AI) Discussion and/or action regarding the disbursement of funds

(AD) Commissioner Bremer reported that upcoming anticipated ESD expenses will be the CVFD Quarterly Disbursement, Audit expenses, and payment to the Cassie Community Center.

14. (AI) Discussion and/or approval of Capital expenditure for Cassie VFD

(AD) Chief Curtis reported no Capital expenditures at this time.

15. (AI) Submit ESD #2 organizational and/or financial changes to State of Texas Division of Emergency Management

(AD) Commissioner Schneider reported submitting the required reporting form to the State of Texas Division of Emergency Management.

16. (AI) Calendar of events for February 2021

- A. Approve Capital Expenditure, if applicable.**
- B. Discussion and/or action regarding CVFD's Five Year Plan presentation.**
- C. Discussion and/or action concerning the Sales Tax Assurance presentation**

(AD) Commissioner Schneider presented upcoming topics for February 2021 meeting.

17. (AI) Next meeting, at 10:00 AM on Thursday, February 25, 2021

(AD) Commissioner Schneider announced the next regular meeting of BCESD #2 for Thursday, February 25, 2021 at 10:00 a.m.

18. (AI) Adjourn

(AD) With no additional business, the BCESD#2 January 28, 2021 meeting was adjourned at 11:21 a.m. by Commissioner Schneider.

Sharon K. Barclay
Secretary
Emergency Service District 2
Burnet County
January 28, 2021

Benjamin H. Schneider
President
Emergency Service District 2
Burnet County
January 28, 2021

Burnet County Emergency Services District #2
P.O. Box 249
Buchanan Dam, Texas 78609

January 7, 2021

Taber & Burnett, P.C.

This representation letter is provided in connection with your audit of the financial statements of Burnet County Emergency Services District #2, which comprise the respective financial position of the governmental activities, each major fund, and the aggregate remaining fund information as of September 30, 2020, and the respective changes in financial position and, where applicable, cash flows for the year then ended, and the disclosures (collectively, the "financial statements"), for the purpose of expressing opinions as to whether the financial statements are presented fairly, in all material respects, in accordance with accounting principles generally accepted in the United States of America (U.S. GAAP).

Certain representations in this letter are described as being limited to matters that are material. Items are considered material, regardless of size, if they involve an omission or misstatement of accounting information that, in light of surrounding circumstances, makes it probable that the judgment of a reasonable person relying on the information would be changed or influenced by the omission or misstatement. An omission or misstatement that is monetarily small in amount could be considered material as a result of qualitative factors.

We confirm, to the best of our knowledge and belief, as of January 7, 2021, the following representations made to you during your audit.

Financial Statements

- 1) We have fulfilled our responsibilities, as set out in the terms of the audit engagement letter dated July 31, 2020, including our responsibility for the preparation and fair presentation of the financial statements in accordance with U.S. GAAP and for preparation of the supplementary information in accordance with the applicable criteria.
- 2) The financial statements referred to above are fairly presented in conformity with U.S. GAAP and include all properly classified funds and other financial information of the primary government and all component units required by generally accepted accounting principles to be included in the financial reporting entity.
- 3) We acknowledge our responsibility for the design, implementation, and maintenance of internal control relevant to the preparation and fair presentation of financial statements that are free from material misstatement, whether due to fraud or error.
- 4) We acknowledge our responsibility for the design, implementation, and maintenance of internal control to prevent and detect fraud.
- 5) Significant assumptions we used in making accounting estimates, including those measured at fair value, are reasonable.

- 6) If applicable, related party relationships and transactions, including revenues, expenditures/expenses, loans, transfers, leasing arrangements, and guarantees, and amounts receivable from or payable to related parties have been appropriately accounted for and disclosed in accordance with U.S. GAAP.
- 7) Adjustments or disclosures have been made for all events, including instances of noncompliance, subsequent to the date of the financial statements that would require adjustment to or disclosure in the financial statements.
- 8) The effects of uncorrected misstatements are immaterial, both individually and in the aggregate, to the financial statements as a whole for each opinion unit.
- 9) The effects of all known actual or possible litigation, claims, and assessments have been accounted for and disclosed in accordance with U.S. GAAP.
- 10) Guarantees, whether written or oral, under which the District is contingently liable, if any, have been properly recorded or disclosed.

Information Provided

- 11) We have provided you with:
 - a) Access to all information, of which we are aware, that is relevant to the preparation and fair presentation of the financial statements, such as records (including information obtained from outside of the general and subsidiary ledgers), documentation, and other matters.
 - b) Additional information that you have requested from us for the purpose of the audit.
 - c) Unrestricted access to persons within the District from whom you determined it necessary to obtain audit evidence.
 - d) Minutes of the meetings of Board or summaries of actions of recent meetings for which minutes have not yet been prepared.
- 12) All material transactions have been recorded in the accounting records and are reflected in the financial statements.
- 13) We have disclosed to you the results of our assessment of the risk that the financial statements may be materially misstated as a result of fraud.
- 14) We have no knowledge of any fraud or suspected fraud that affects the District and involves—
 - Management,
 - Employees who have significant roles in internal control, or
 - Others where the fraud could have a material effect on the financial statements.
- 15) We have no knowledge of any allegations of fraud or suspected fraud affecting the District's financial statements communicated by employees, former employees, regulators, or others.
- 16) We have no knowledge of instances of noncompliance or suspected noncompliance with provisions of laws, regulations, contracts, or grant agreements, or waste or abuse, whose effects should be considered when preparing financial statements.
- 17) We have disclosed to you all known actual or possible litigation, claims, and assessments whose effects should be considered when preparing the financial statements.

- 18) We have disclosed to you the names of the District's related parties and all the related party relationships and transactions, including any side agreements, if any.

Government-specific

- 19) There have been no communications from regulatory agencies concerning noncompliance with, or deficiencies in, financial reporting practices.
- 20) We have identified to you any previous audits, attestation engagements, and other studies related to the audit objectives and whether related recommendations have been implemented.
- 21) The District has no plans or intentions that may materially affect the carrying value or classification of assets, deferred outflows of resources, liabilities, deferred inflows of resources, and fund balance or net position.
- 22) We are responsible for compliance with the laws, regulations, and provisions of contracts and grant agreements applicable to us, including tax or debt limits and debt contracts, and legal and contractual provisions for reporting specific activities in separate funds.
- 23) We have identified and disclosed to you all instances that have occurred or are likely to have occurred, of fraud and noncompliance with provisions of laws and regulations that we believe have a material effect on the financial statements or other financial data significant to the audit objectives, and any other instances that warrant the attention of those charged with governance.
- 24) We have identified and disclosed to you all instances that have occurred or are likely to have occurred, of noncompliance with provisions of contracts and grant agreements that we believe have a material effect on the determination of financial statement amounts or other financial data significant to the audit objectives.
- 25) There are no violations or possible violations of budget ordinances, laws and regulations (including those pertaining to adopting, approving, and amending budgets), provisions of contracts and grant agreements, tax or debt limits, and any related debt covenants whose effects should be considered for disclosure in the financial statements, or as a basis for recording a loss contingency, or for reporting on noncompliance.
- 26) As part of your audit, you assisted with preparation of the financial statements and disclosures. We acknowledge our responsibility as it relates to those nonaudit services, including that we assume all management responsibilities; oversee the services by designating an individual, preferably within senior management, who possesses suitable skill, knowledge, or experience; evaluate the adequacy and results of the services performed; and accept responsibility for the results of the services. We have reviewed, approved, and accepted responsibility for those financial statements and disclosures.
- 27) The District has satisfactory title to all owned assets, and there are no liens or encumbrances on such assets nor has any asset been pledged as collateral.
- 28) The District has complied with all aspects of contractual agreements that would have a material effect on the financial statements in the event of noncompliance.
- 29) The financial statements properly classify all funds and activities in accordance with GASBS No. 34, as amended, and GASBS No. 84.
- 30) All funds that meet the quantitative criteria in GASBS Nos. 34 and 37 for presentation as major are identified and presented as such and all other funds that are presented as major are particularly important to financial statement users.

- 31) Components of net position (net investment in capital assets; restricted; and unrestricted) and classifications of fund balance (nonspendable, restricted, committed, assigned, and unassigned) are properly classified and, if applicable, approved.
- 32) Provisions for uncollectible receivables have been properly identified and recorded.
- 33) Expenses have been appropriately classified in or allocated to functions and programs in the statement of activities, and allocations have been made on a reasonable basis.
- 34) Revenues are appropriately classified in the statement of activities within program revenues, general revenues, contributions to term or permanent endowments, or contributions to permanent fund principal.
- 35) Deposits and investment securities and derivative instruments are properly classified as to risk and are properly disclosed.
- 36) Capital assets, including infrastructure and intangible assets, are properly capitalized, reported, and, if applicable, depreciated or amortized.
- 37) We have appropriately disclosed the District's policy regarding whether to first apply restricted or unrestricted resources when an expense is incurred for purposes for which both restricted and unrestricted net position is available and have determined that net position is properly recognized under the policy.
- 38) We are following our established accounting policy regarding which resources (that is, restricted, committed, assigned, or unassigned) are considered to be spent first for expenditures for which more than one resource classification is available. That policy determines the fund balance classifications for financial reporting purposes.
- 39) We acknowledge our responsibility for the required supplementary information (RSI). The RSI is measured and presented within prescribed guidelines and the methods of measurement and presentation have not changed from those used in the prior period. We have disclosed to you any significant assumptions and interpretations underlying the measurement and presentation of the RSI.
- 40) In regard to the preparation of the financial statement services performed by you, we have—
 - a) Assumed all management responsibilities.
 - b) Designated an individual, who has suitable skill, knowledge, or experience to oversee the services.
 - c) Evaluated the adequacy and results of the services performed.
 - d) Accepted responsibility for the results of the services.

Signature: 

Title: President
Burnet County ESD No. 2

Signature: 

Title: Treasurer
Burnet County ESD No. 2



BURNET COUNTY EMERGENCY SERVICES DISTRICT #2
P.O. BOX 249
BUCHANAN DAM, TEXAS 78609-0249

NOTICE OF REGULAR MEETING

In compliance with the provisions of Chapter 551, Texas Government Code, notice is hereby given of a Regular Meeting of the Board of Emergency Services Commissioners of Burnet County Emergency Services District #2, to be held at the Cassie Community Center located at 3920 RR 690, Burnet, Texas, 78611 at 10:00 AM on Thursday, January 28, 2021. This agenda is posted in the Burnet County Courthouse, at the Cassie Community Center and on the cassievfd.com website.

The following agenda items will be discussed, considered and action taken as appropriate:

AGENDA

1. Call meeting to order. (Schneider)
2. Establish a quorum. (Schneider)
3. Pledge of Allegiance. (Schneider)
4. Invocation. (Bremer)
5. Welcome guests. (Schneider)
6. Comments from the Board and Public not scheduled on the agenda may speak, however no action can be taken on these items and the Board will not debate the comments at this meeting. Comments regarding specific agenda items should occur when the item is called. There is a 2 minute speaking limit.
7. Present the 2020 CVFD and ESD#2 Audit results. (C. Tabor)
8. Sales Tax Assurance presentation of post election services available to ESD's.
9. Accept minutes from 12/17/20 meeting. (Schneider)



BURNET COUNTY EMERGENCY SERVICES DISTRICT #2
P.O. BOX 249
BUCHANAN DAM, TEXAS 78609-0249

10. Report from the Cassie Volunteer Fire Chief. (Curtis)
 - A. CVFD Financial Report. (L. Schneider)
 - B. Review FY 2020/2021 Cassie VFD Goals and Objectives. (Curtis)
 - C. Present Cassie VFD's Five Year Plan to board. (Curtis)
11. Sales Tax Election recognition. (Schneider)
12. ESD #2 Treasurer Report. (Bremer)
13. Discussion and/or action regarding the disbursement of funds. (Bremer)
14. Discussion and/or approval of Capital expenditure for Cassie VFD, if applicable.
15. Submit ESD #2 organizational and/or financial changes to State of Texas Division of Emergency Management. (Schneider)
16. Calendar of events for February 2021. (Schneider)
 - A. Approve Capital Expenditure, if applicable.
 - B. Discussion and/or action regarding CVFD's Five Year Plan presentation.
 - C. Discussion and/or action concerning the Sales Tax Assurance presentation.
17. Next meeting, at 10:00 AM on Thursday, February 25, 2021.
18. Adjourn.

Benjamin H. Schneider, President

Cassie VFD/ Burnet ESD 2

Burnet, TX

This report was generated on 1/22/2021 12:21:42 PM



Incident Statistics

Start Date: 12/01/2020 | End Date: 12/31/2020

INCIDENT COUNT			
INCIDENT TYPE		# INCIDENTS	
EMS		9	
FIRE		4	
TOTAL		13	
TOTAL TRANSPORTS (N2 and N3)			
APPARATUS	# of APPARATUS TRANSPORTS	# of PATIENT TRANSPORTS	TOTAL # of PATIENT CONTACTS
TOTAL			
PRE-INCIDENT VALUE		LOSSES	
\$0.00		\$0.00	
CO CHECKS			
TOTAL			
MUTUAL AID			
Aid Type		Total	
Aid Given		9	
OVERLAPPING CALLS			
# OVERLAPPING		% OVERLAPPING	
2		16.38	
LIGHTS AND SIREN - AVERAGE RESPONSE TIME (Dispatch to Arrival)			
Station	EMS	FIRE	
Cassie VFD-Elms Station	0:13:47	0:44:25	
AVERAGE FOR ALL CALLS		0:16:13	
LIGHTS AND SIREN - AVERAGE TURNOUT TIME (Dispatch to Enroute)			
Station	EMS	FIRE	
Cassie VFD-Elms Station	0:03:50	0:10:25	
AVERAGE FOR ALL CALLS		0:04:12	
AGENCY	AVERAGE TIME ON SCENE (MM:SS)		
Cassie VFD/ Burnet ESD 2	33:54		

Only Reviewed Incidents Included. CO Checks only includes Incident Types: 424, 736 and 734. # Apparatus Transports = # of Incidents where apparatus transported. # Patient Transports = All patients transported by EMS. # Patient Contacts = # of PCR contacted by apparatus. This report now returns both NEMSIS 2 & 3 data as appropriate. For overlapping calls that span over multiple days, total per month will not equal Total count for year.



Cassie VFD/ Burnet ESD 2

Burnet, TX

This report was generated on 1/22/2021 12:23:08 PM



Incident Statistics

Start Date: 01/01/2020 | End Date: 12/31/2020

INCIDENT COUNT			
INCIDENT TYPE		# INCIDENTS	
EMS		109	
FIRE		71	
TOTAL		180	
TOTAL TRANSPORTS (N2 and N3)			
APPARATUS	# of APPARATUS TRANSPORTS	# of PATIENT TRANSPORTS	TOTAL # of PATIENT CONTACTS
TOTAL			
PRE-INCIDENT VALUE		LOSSES	
\$388,163.00		\$66,000.00	
CO CHECKS			
424 - Carbon monoxide incident		1	
TOTAL		1	
MUTUAL AID			
Aid Type		Total	
Aid Given		78	
Aid Received		21	
OVERLAPPING CALLS			
# OVERLAPPING		% OVERLAPPING	
22		12.22	
LIGHTS AND SIREN - AVERAGE RESPONSE TIME (Dispatch to Arrival)			
Station	EMS	FIRE	
Cassie VFD-Elms Station	0:11:33	0:24:26	
AVERAGE FOR ALL CALLS		0:14:43	
LIGHTS AND SIREN - AVERAGE TURNOUT TIME (Dispatch to Enroute)			
Station	EMS	FIRE	
Cassie VFD-Elms Station	0:03:12	0:07:52	
AVERAGE FOR ALL CALLS		0:04:12	
AGENCY		AVERAGE TIME ON SCENE (MM:SS)	
Cassie VFD/ Burnet ESD 2		53:00	

Only Reviewed Incidents Included. CO Checks only includes Incident Types: 424, 736 and 734. # Apparatus Transports = # of Incidents where apparatus transported. # Patient Transports = All patients transported by EMS. # Patient Contacts = # of PCR contacted by apparatus. This report now returns both NEMIS 2 & 3 data as appropriate. For overlapping calls that span over multiple days, total per month will not equal Total count for year.



emergencyreporting.com
Doc Id: 1645
Page # 1 of 1

Cassie VFD/ Burnet ESD 2


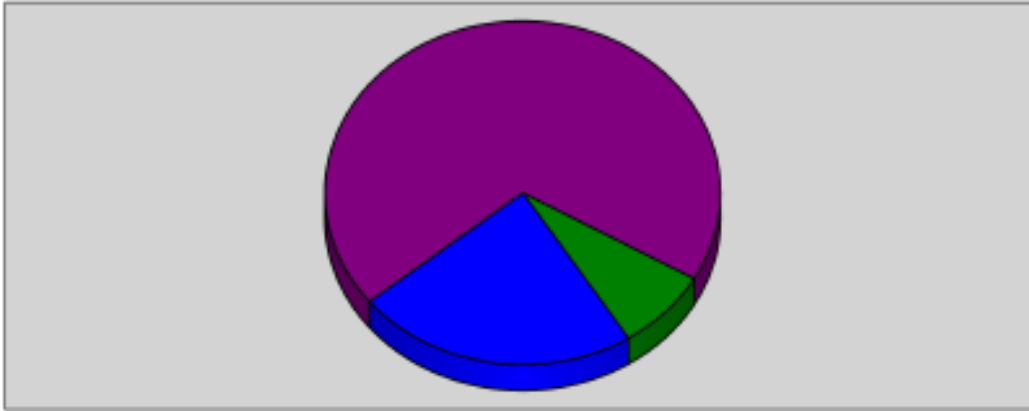
Burnet, TX

This report was generated on 1/22/2021 12:23:46 PM



Major Incident Types by Month for Date Range

Start Date: 12/01/2020 | End Date: 12/31/2020



INCIDENT TYPE	DEC	TOTAL
Fire	1	1
Good Intent Call	3	3
Rescue & Emergency Medical Service Incident	9	9
Total	13	13

Only REVIEWED incidents included



Cassie VFD/ Burnet ESD 2

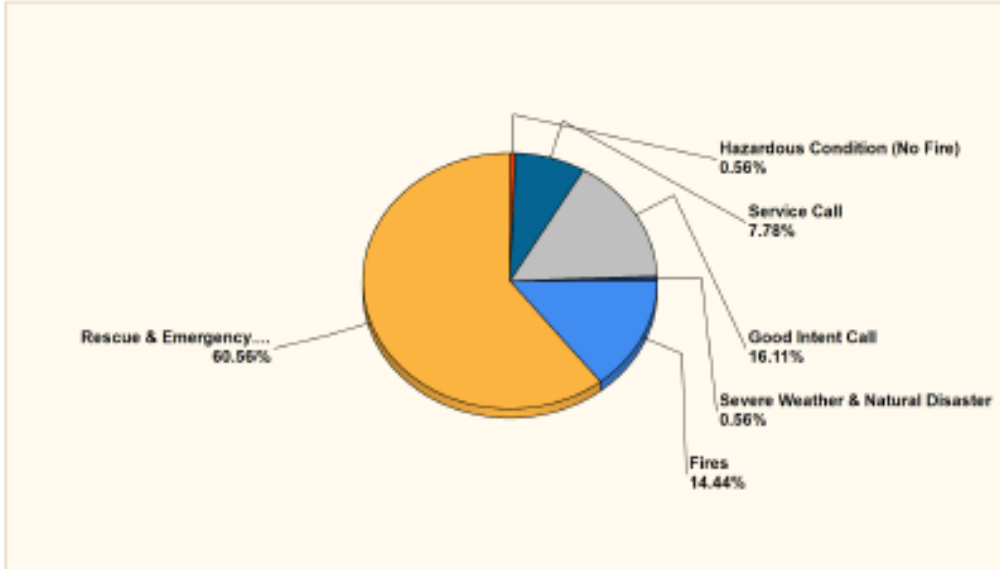
Burnet, TX

This report was generated on 1/22/2021 12:24:07 PM



Breakdown by Major Incident Types for Date Range

Zone(s): All Zones | Start Date: 01/01/2020 | End Date: 12/31/2020



MAJOR INCIDENT TYPE	# INCIDENTS	% of TOTAL
Fires	26	14.44%
Rescue & Emergency Medical Service	109	60.56%
Hazardous Condition (No Fire)	1	0.56%
Service Call	14	7.78%
Good Intent Call	29	16.11%
Severe Weather & Natural Disaster	1	0.56%
TOTAL	180	100%

Only REVIEWED and/or LOCKED IMPORTED incidents are included. Summary results for a major incident type are not displayed if the count is zero.



Detailed Breakdown by Incident Type		
INCIDENT TYPE	# INCIDENTS	% of TOTAL
111 - Building fire	8	4.44%
122 - Fire in motor home, camper, recreational vehicle	1	0.56%
131 - Passenger vehicle fire	1	0.56%
132 - Road freight or transport vehicle fire	1	0.56%
141 - Forest, woods or wildland fire	1	0.56%
142 - Brush or brush-and-grass mixture fire	8	4.44%
143 - Grass fire	6	3.33%
311 - Medical assist, assist EMS crew	11	6.11%
321 - EMS call, excluding vehicle accident with injury	70	38.89%
322 - Motor vehicle accident with injuries	5	2.78%
324 - Motor vehicle accident with no injuries	9	5%
341 - Search for person on land	1	0.56%
342 - Search for person in water	5	2.78%
350 - Extrication, rescue, other	3	1.67%
363 - Swift water rescue	1	0.56%
365 - Watercraft rescue	4	2.22%
424 - Carbon monoxide incident	1	0.56%
511 - Lock-out	2	1.11%
541 - Animal problem	2	1.11%
552 - Police matter	1	0.56%
553 - Public service	5	2.78%
561 - Unauthorized burning	4	2.22%
611 - Dispatched & cancelled en route	23	12.78%
621 - Wrong location	1	0.56%
622 - No incident found on arrival at dispatch address	1	0.56%
631 - Authorized controlled burning	2	1.11%
651 - Smoke scare, odor of smoke	2	1.11%
813 - Wind storm, tornado/hurricane assessment	1	0.56%
TOTAL INCIDENTS:	180	100%

Only REVIEWED and/or LOCKED IMPORTED incidents are included. Summary results for a major incident type are not displayed if the count is zero.



Cassie VFD/ Burnet ESD 2

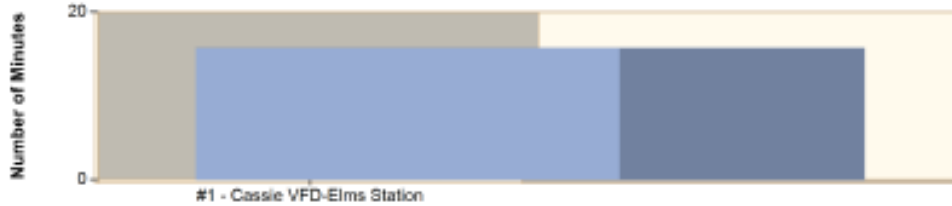
Burnet, TX

This report was generated on 1/22/2021 12:24:32 PM



Average Response Time per Station for Date Range

Start Date: 12/01/2020 | End Date: 12/31/2020



STATION	AVERAGE RESPONSE MM:SS (Dispatch to Arrived)
#1 - Cassie VFD-Elms Station	15:42

Average Response Time per Station for Date Range

Start Date: 01/01/2020 | End Date: 12/31/2020

STATION	AVERAGE RESPONSE MM:SS (Dispatch to Arrived)
#1 - Cassie VFD-Elms Station	12:35

AVERAGE RESPONSE TIME calculated from the average time difference between DISPATCH and ARRIVED times on Basic Info 4. Only REVIEWED incidents included.



emergencyreporting.com
Doc ID: 58
Page # 1 of 1

Cassie VFD/ Burnet ESD 2

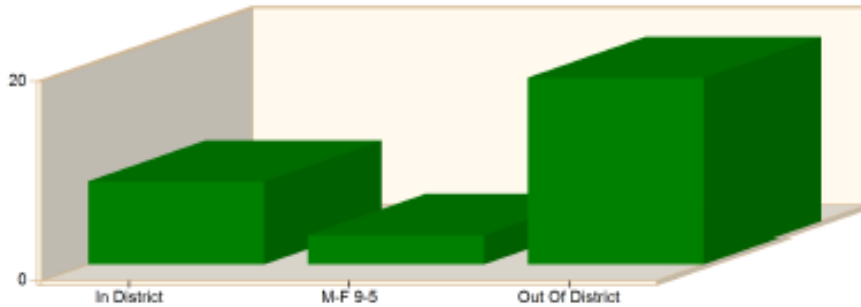
Burnet, TX

This report was generated on 1/22/2021 12:24:58 PM



Incident Average Response Time per Shift for Date Range

Start Date: 12/01/2020 | End Date: 12/31/2020



SHIFT	AVERAGE RESPONSE TIME (min) (Dispatch to Arrived)	CALLS
In District	8.18	1
M-F 9-5	2.74	2
Out Of District	18.71	7
Total Number of Calls:		10

Incident Average Response Time per Shift for Date Range

Start Date: 01/01/2020 | End Date: 12/31/2020

SHIFT	AVERAGE RESPONSE TIME (min) (Dispatch to Arrived)	CALLS
In District	7.89	61
M-F 9-5	4.20	40
Out Of District	15.75	69
Total Number of Calls:		170

Incident Average Response Time calculated from Dispatch to first arriving unit apparatus Arrived time. Only Reviewed incidents are included. Incidents that are Canceled with no apparatus actually arriving are not part of the incident count.



emergencyreporting.com
Doc Id: 50
Page # 1 of 1

Cassie VFD/ Burnet ESD 2

Burnet, TX

This report was generated on 1/22/2021 12:25:43 PM



Personnel Count per Incident for Date Range

Start Date: 12/01/2020 | End Date: 12/31/2020

INCIDENT NUMBER	DATE	INCIDENT TYPE	FDID	NUMBER OF PEOPLE		
				ON APPARATUS	NOT ON APPARATUS	TOTAL
2020-2000168	12/4/2020 14:52:15	811 - Dispatched & cancelled en route	BP208	2	3	5
2020-2000169	12/4/2020 15:14:29	321 - EMS call, excluding vehicle accident with injury	BP208	4	0	4
2020-2000170	12/5/2020 03:25:10	321 - EMS call, excluding vehicle accident with injury	BP208	3	0	3
2020-2000171	12/9/2020 10:52:22	311 - Medical assist, assist EMS crew	BP208	2	3	5
2020-2000172	12/9/2020 22:49:53	111 - Building fire	BP208	4	1	5
2020-2000173	12/11/2020 07:51:53	304 - Motor vehicle accident with no injuries.	BP208	3	1	4
2020-2000174	12/11/2020 10:20:34	304 - Motor vehicle accident with no injuries.	BP208	4	1	5
2020-2000175	12/11/2020 10:38:44	321 - EMS call, excluding vehicle accident with injury	BP208	5	0	5
2020-2000176	12/22/2020 07:44:21	311 - Medical assist, assist EMS crew	BP208	2	0	2
2020-2000177	12/22/2020 11:54:03	811 - Dispatched & cancelled en route	BP208	1	2	3
2020-2000178	12/22/2020 12:41:05	321 - EMS call, excluding vehicle accident with injury	BP208	2	1	3
2020-2000179	12/28/2020 09:40:02	831 - Authorized controlled burning	BP208	1	4	5
2020-2000180	12/28/2020 13:56:54	321 - EMS call, excluding vehicle accident with injury	BP208	5	0	5
AVERAGES:				2.9	1.2	4.2

Personnel Count per Incident for Date Range

Start Date: 01/01/2020 | End Date: 12/31/2020

AVERAGES: **3.0** **1.1** **4.1**

Only REVIEWED incidents included



emergencyreporting.com
Doc ID: 359
Page # 1 of 1

ZONE: 27 - OOD-ELBVFD				
2020-2000011	111 - Building fire	01/30/2020	802 CR 128	4421,4440,4460
2020-2000046	334 - Motor vehicle accident with no injuries.	03/28/2020	Co Rd 114	4460
2020-2000096	142 - Brush or brush-and-grass mixture fire	07/03/2020	515 SOLAR DR	4440,4450
2020-2000097	621 - Wrong location	07/04/2020	106 CR 138 RD	4450

Total # Incidents for 27: 4

ZONE: 28 - OOD- Burnet VFD				
2020-2000021	321 - EMS call, excluding vehicle accident with injury	02/27/2020	106 LAKEVIEW DR	4460
2020-2000056	122 - Fire in motor home, camper, recreational vehicle	05/01/2020	DEER SPRINGS DR	4421,4440,4450
2020-2000059	141 - Forest, woods or wildland fire	05/06/2020	280 SABLE PASS HWY	4440,4450
2020-2000064	111 - Building fire	05/09/2020	8001 FM 963	4440
2020-2000065	111 - Building fire	05/10/2020	157 cr 103 ALY	4421,4440
2020-2000084	143 - Grass fire	06/12/2020	712 cr 107	4440,4450
2020-2000088	142 - Brush or brush-and-grass mixture fire	06/15/2020	9000 N US 281	4440,4450
2020-2000100	611 - Dispatched & cancelled en route	07/06/2020	6260 W Sh 29	4450
2020-2000117	611 - Dispatched & cancelled en route	08/12/2020	1750 cr 107	4451
2020-2000119	142 - Brush or brush-and-grass mixture fire	08/16/2020	2950 cr 101	4440,4450
2020-2000128	143 - Grass fire	08/31/2020	120 RED STAG CT	4450

Total # Incidents for 28: 11

ZONE: 29 - OOD- CI Burnet FD				
2020-2000022	142 - Brush or brush-and-grass mixture fire	02/29/2020	1800 CR 250	4440,4450,4451
2020-2000086	611 - Dispatched & cancelled en route	06/13/2020	103 LAB VISTAS WAY	4460

Total # Incidents for 29: 2

ZONE: 30 - OOD- Hoover Valley VFD				
2020-2000004	611 - Dispatched & cancelled en route	01/08/2020	1303 Cr 135	4460
2020-2000010	321 - EMS call, excluding vehicle accident with injury	01/29/2020	111 HILLCREST DR	4460
2020-2000015	341 - Search for person on land	02/09/2020	8456 CR 116	4460
2020-2000027	111 - Building fire	03/05/2020	524 CR 119 A	4421,4440,4450

Only REVIEWED Incidents Included. Archived Zones cannot be unarchived.



INCIDENT NUMBER	INCIDENT TYPE	DATE	LOCATION	APPARATUS
2020-2000041	142 - Brush or brush-and-grass mixture fire	03/20/2020	325 quater horse TRL	4440,4450,4451
2020-2000048	611 - Dispatched & cancelled en route	04/09/2020	218 CR 119 A	4430,4460
2020-2000058	311 - Medical assist, assist EMS crew	05/06/2020	6802 Park Rd 4	4460
2020-2000066	311 - Medical assist, assist EMS crew	05/11/2020	357 cr 134	4460
2020-2000067	611 - Dispatched & cancelled en route	05/11/2020	3800 Park Rd 4	4451,4460
2020-2000068	311 - Medical assist, assist EMS crew	05/12/2020	412 LEGENDS PKY	4460
2020-2000072	321 - EMS call, excluding vehicle accident with injury	05/20/2020	201 LOVERS LN	4460
2020-2000076	611 - Dispatched & cancelled en route	05/30/2020	1304 S lakeside DR	4450
2020-2000095	611 - Dispatched & cancelled en route	06/30/2020	500 BLOCK OF CLEN OAK PKY	4430,4450,4460
2020-2000099	611 - Dispatched & cancelled en route	07/06/2020	212 vista hermosa	4490
2020-2000105	611 - Dispatched & cancelled en route	07/18/2020	414 CR 118	4440,4451
2020-2000106	611 - Dispatched & cancelled en route	07/19/2020	553 SHOALS PKY	4451
2020-2000107	324 - Motor vehicle accident with no injuries.	07/19/2020	204 CLEARWATER DR	4451,4460
2020-2000113	611 - Dispatched & cancelled en route	08/05/2020	419 LONE OAK DR	4460
2020-2000120	321 - EMS call, excluding vehicle accident with injury	08/18/2020	810 Cr 118B	4460
2020-2000122	321 - EMS call, excluding vehicle accident with injury	08/22/2020	357 CR 134	4460,4490
2020-2000125	611 - Dispatched & cancelled en route	08/25/2020	106 HILICREST DR	4460
2020-2000127	142 - Brush or brush-and-grass mixture fire	08/31/2020	700 APACHE DR	4440,4460
2020-2000135	611 - Dispatched & cancelled en route	09/17/2020	111 HILLCo RdEST DR	4451
2020-2000142	321 - EMS call, excluding vehicle accident with injury	09/26/2020	140 LOST trails	4460
2020-2000146	321 - EMS call, excluding vehicle accident with injury	09/30/2020	3630 Park Rd 4	4450,4490
2020-2000151	611 - Dispatched & cancelled en route	10/23/2020	520 cr 119 A	4490
2020-2000152	611 - Dispatched & cancelled en route	10/23/2020	904 CLEN OAK PKY	4490
2020-2000153	424 - Carbon monoxide incident	10/23/2020	306 CLEARWATER DR	4421
2020-2000154	322 - Motor vehicle accident with injuries	10/27/2020	6400 cr 116	4420,4460
2020-2000158	322 - Motor vehicle accident with injuries	11/02/2020	7500 cr 116	4420,4450,4460
2020-2000160	311 - Medical assist, assist EMS crew	11/05/2020	112 N RIVER OAKS DR	4450
2020-2000161	311 - Medical assist, assist EMS crew	11/05/2020	3630 Park Rd 4	4450
2020-2000163	611 - Dispatched & cancelled en route	11/08/2020	7100 PR 4	4450
2020-2000164	324 - Motor vehicle accident with no injuries.	11/11/2020	100 Legends PKY	4460
2020-2000165	321 - EMS call, excluding vehicle accident with injury	11/12/2020	415 SHOALS PKY	4460
2020-2000166	321 - EMS call, excluding vehicle accident with injury	11/16/2020	203 RIVER RANCH RD	4460
2020-2000167	611 - Dispatched & cancelled en route	11/24/2020	128 PROMISE LN	4460
2020-2000168	611 - Dispatched & cancelled en route	12/04/2020	2900 FM 2342	4450
2020-2000171	311 - Medical assist, assist EMS crew	12/09/2020	112 N RIVER OAKS DR	4460
2020-2000175	321 - EMS call, excluding vehicle accident with injury	12/11/2020	3630 Park Rd 4	4420,4450,4460,4490

Only REVIEWED incidents included. Archived Zones cannot be unarchived.

INCIDENT NUMBER	INCIDENT TYPE	DATE	LOCATION	APPARATUS
2020-2000176	311 - Medical assist, assist EMS crew	12/22/2020	111 HILL CREST DR	4460
2020-2000177	611 - Dispatched & cancelled en route	12/22/2020	7214 Park Rd 4	4460
Total # Incidents for 30:				42
ZONE: 31 - OOD- Oakalla VFD				
2020-2000074	111 - Building fire	05/23/2020	10831 S 183	4421,4440
Total # Incidents for 31:				1
ZONE: 34 - OOD- Granite Shoals VFD				
2020-2000173	324 - Motor vehicle accident with no injuries.	12/11/2020	12700 W FM 1431	4450,4460
2020-2000174	324 - Motor vehicle accident with no injuries.	12/11/2020	13000 W FM 1431	4420,4450,4490
Total # Incidents for 34:				2
ZONE: 37 - OODOC- Llano County Buchanan Dam VFD				
2020-2000019	321 - EMS call, excluding vehicle accident with injury	02/24/2020	3758 Ranch Road 261	4451,4460,4490
2020-2000053	365 - Watercraft rescue	04/21/2020	217 CEDAR TRL	4430,4460
2020-2000091	342 - Search for person in water	06/23/2020	233 cr 225	4430,4460
2020-2000110	342 - Search for person in water	07/26/2020	152 ROLLING WATERS LN	4430,4451,4460
2020-2000129	342 - Search for person in water	09/01/2020	427 ELLISON	4430,4460
2020-2000145	611 - Dispatched & cancelled en route	09/30/2020	1431	4421
Total # Incidents for 37:				6
ZONE: 41 - OOD- HORSESHOE BAY F/R				
2020-2000118	142 - Brush or brush-and-grass mixture fire	08/13/2020	2400 RR 2831	4421,4450
Total # Incidents for 41:				1
ZONE: 42 - OOD- Bertram VFD				
2020-2000104	143 - Grass fire	07/17/2020	1734 CR 322	4440,4450
2020-2000112	143 - Grass fire	08/02/2020	2047 cr 210A	4440,4451
2020-2000172	111 - Building fire	12/09/2020	10451 E FM 243	4440,4450
Total # Incidents for 42:				3
ZONE: 43 - OOD- COLOARDO RIVER				
2020-2000042	363 - Swift water rescue	03/20/2020	2236 park hill dr DR	4430,4460
Total # Incidents for 43:				1
ZONE: 44 - OOCOOD- LLANO VFD				
2020-2000121	142 - Brush or brush-and-grass mixture fire	08/18/2020	Co Rd 215	4440,4450
Total # Incidents for 44:				1
TOTAL # INCIDENTS:				180

Only REVIEWED incidents included. Archived Zones cannot be unarchived.



4:17 PM
01/14/21
Cash Basis

**Cassie Volunteer Fire Department
Balance Sheet
As of December 31, 2020**

	Dec 31, 20
ASSETS	
Current Assets	
Checking/Savings	
1010 - CASSIE VFD-ESD2	85,573.32
Total Checking/Savings	85,573.32
Total Current Assets	85,573.32
Fixed Assets	
1410 - Land	13,820.89
1420 - Furniture & Fixtures	7,987.10
1430 - Vehicles & Equipment	1,048,210.40
1440 - EMS Equipment	5,037.58
1450 - Communication Equipment	98,987.85
1460 - Buildings	113,750.42
1510 - Accumulated Depreciation	-738,620.38
Total Fixed Assets	548,853.44
Other Assets	
1100 - Grant Receivable	3,770.25
Total Other Assets	3,770.25
TOTAL ASSETS	638,197.01
LIABILITIES & EQUITY	
Liabilities	
Current Liabilities	
Other Current Liabilities	
2010 - Employer & Emp. Payroll Tax	1,425.48
Total Other Current Liabilities	1,425.48
Total Current Liabilities	1,425.48
Total Liabilities	1,425.48
Equity	
3010 - Unrestricted Net Assets-Ret.Em	654,503.84
Net Income	-17,732.29
Total Equity	636,771.55
TOTAL LIABILITIES & EQUITY	638,197.01

Cassie Volunteer Fire Department
Profit & Loss Detail
December 2020

Date	Name	Memo	Class	Amount
Income				
4000 - Income				
4005 - ESD payments				
12/21/2020	BCEISDW2	FY 20-21 - 1qtr distribution-amount is difference between F...	ESD	4,264.38
12/21/2020	BCEISDW2	FY 20-21 - 1qtr distribution-amount is difference between F...	FDE	14,451.80
Total 4005 - ESD payments				18,715.98
4010 - Individual Donations				
12/14/2020	Individual Don...	From Luis Sivrent and Maria Bescope-donation	FD	1,000.00
Total 4010 - Individual Donations				1,000.00
Total 4000 - Income				19,715.98
Total Income				19,715.98
Expense				
5000 - ADMINISTRATIVE				
5025 - Office Supplies				
12/15/2020	Chase Card S...	Office Depot - 1099 forms for taxes	ESD	21.79
Total 5025 - Office Supplies				21.79
5035 - Shipping/Postage/PO Box Rental				
12/15/2020	Chase Card S...	UPS-postage to return incorrect compressor for E2	ESD	21.93
Total 5035 - Shipping/Postage/PO Box Rental				21.93
5040 - Subscrip/Dues/Membership/RecMgmt				
12/02/2020	State Firemen...	Invt#-N1522165-for new HPR 2100 gallon water drop tank ...	ESD	1,152.00
12/15/2020	Chase Card S...	TCFP-certification for Fire Service-CEO for D. Curtis	ESD	87.17
12/15/2020	Chase Card S...	TCFP-certification for IFSAQ for D. Curtis	ESD	15.59
12/15/2020	Chase Card S...	Payroll-Tx Emerg ED-TCFP - Fire Officer testing	ESD	257.79
12/15/2020	Chase Card S...	First Dues-December 2020 web hosting	ESD	30.00
12/15/2020	Chase Card S...	YMCA-December 2020 membership for D. Shields-senior ...	ESD	30.00
12/15/2020	Chase Card S...	YMCA-December 2020 membership for G. Sanchez-senior...	ESD	48.00
12/15/2020	Chase Card S...	YMCA-December 2020 membership for D. Curtis-family	ESD	58.00
12/15/2020	Chase Card S...	YMCA-December 2020 membership for C. Kelley-family	ESD	58.00
12/15/2020	Chase Card S...	TAMUCT-TCFP testing center charge for Fire Inspector 1	ESD	20.00
12/15/2020	Chase Card S...	Emergency Reporting-reporting system access for October...	ESD	184.91
12/15/2020	Chase Card S...	Ring-yearly charge to view camera on phone	ESD	106.25
12/15/2020	Chase Card S...	Emergency Reporting - reporting system access for Nove...	ESD	154.91
Total 5040 - Subscrip/Dues/Membership/RecMgmt				2,233.62
5050 - Uniforms (Caps and Shirts)				
12/15/2020	Chase Card S...	Signa2go - CVFD logo and names on shirt and hoodie	ESD	38.00
Total 5050 - Uniforms (Caps and Shirts)				38.00
5076 - RECRUITMENT & RETENTION				
12/15/2020	Chase Card S...	Amzn-recognition of service pin	ESD	8.70
12/15/2020	Chase Card S...	Eagle Engraving - 8 medals and pins and engraving for rec...	ESD	840.72
12/15/2020	Chase Card S...	FD/INS-2-five year and 2-15 year recognition for years of ...	ESD	41.91
12/15/2020	Chase Card S...	Eagle Engraving - engraving of uniform bars	ESD	74.95
Total 5076 - RECRUITMENT & RETENTION				766.28
Total 5000 - ADMINISTRATIVE				3,081.62
5200 - PAID POSITION				
5205 - Base Salary				
12/02/2020	Derrick R Curtis	Salary	FDE	1,884.62
12/15/2020	Derrick R Curtis	Salary	FDE	1,884.62
12/23/2020	Derrick R Curtis	Salary	FDE	1,884.62
Total 5205 - Base Salary				5,653.86
5215 - CVFD SS & Medicare Tax Match				
12/02/2020	Derrick R Curtis	Payroll for period beginning 11-23-20 and ending 12-4-20	FDE	144.18
12/15/2020	Derrick R Curtis	payroll for period beginning 12-7-2020 and ending 12-18-2...	FDE	144.18
12/23/2020	Derrick R Curtis	payroll for period beginning 12-21-20 and ending 1-1-21 (1...	FDE	144.18

Cassie Volunteer Fire Department
Profit & Loss Detail
December 2020

Date	Name	Memo	Class	Amount
Total 5215 - CVFD SS & Medicare Tax Match				432.54
Total 5200 - PAID POSITION				6,086.40
5300 - BUILDING AND GROUNDS				
5320 - Repairs and Maintenance				
12/15/2020	Chase Card S...	ACE - wiring and electrical parts for redoing the pump house...	ESD	144.45
12/15/2020	Chase Card S...	Ring-4 solar panels and 1 spotlight for cameras at fire stat...	ESD	280.46
12/18/2020	Circle K Pest...	SR# 88878-quarterly pest control treatment	ESD	75.00
Total 5320 - Repairs and Maintenance				499.91
5330 - Electrical Service				
12/15/2020	PEC	Acct#3000068825-monthly stmt for period 10-22-20-11-22...	ESD	143.79
Total 5330 - Electrical Service				143.79
5335 - Telephone Service				
12/15/2020	Chase Card S...	VZWRLSS-telephone and internet service for period 10-11-...	ESD	340.64
Total 5335 - Telephone Service				340.64
Total 5300 - BUILDING AND GROUNDS				984.34
6600 - INSURANCE				
6615 - Personnel Coverage				
12/02/2020	State Fireman...	Inv#4N1522165-for new HPR 2100 gallon water drop tank ...	ESD	140.00
Total 6615 - Personnel Coverage				140.00
Total 6600 - INSURANCE				140.00
7000 - OPERATIONS				
7010 - Fuel-Vehicle and Equipment				
12/15/2020	Chase Card S...	Sunoco-fuel for UTV-4431	ESD	17.17
Total 7010 - Fuel-Vehicle and Equipment				17.17
7012 - Fuelman-Vehicles & Equipment				
12/09/2020	Fuelman	11-3-20-4460-3 calls and 1 out of district call	ESD	30.73
12/09/2020	Fuelman	11-11-20-4460-2 out of district calls and regular fill up	ESD	33.73
12/09/2020	Fuelman	11-16-20-4460-regular fill up and meetings	ESD	24.63
12/09/2020	Fuelman	11-24-20-4460-regular fill up	ESD	35.45
12/09/2020	Fuelman	11-22-20-4420-3 calls	ESD	36.56
12/09/2020	Fuelman	11-1-20-4421-regular fill up and work on onboard compres...	ESD	19.38
12/09/2020	Fuelman	11-22-20-4421-regular fill up and work on onboard compres...	ESD	22.42
12/09/2020	Fuelman	11-30-20-4440-regular fill up	ESD	34.76
12/09/2020	Fuelman	11-10-20-4450-regular fill up and 2 out of distric calls	ESD	37.45
Total 7012 - Fuelman-Vehicles & Equipment				275.11
7040 - Minor Tools				
12/15/2020	Chase Card S...	NAPA-tire gauge for station to replace lost one	ESD	31.96
Total 7040 - Minor Tools				31.96
7080 - Vehicle Maintenance/Repair				
12/15/2020	Chase Card S...	Amzn-Diesel Klean for trucks - 8 pack - 80 oz each	ESD	78.87
12/15/2020	Chase Card S...	Amzn- dome lights for trucks to replace burned out ones	ESD	44.46
12/15/2020	Chase Card S...	NAPA-2 batteries for E1-44420 replacing dead ones	ESD	291.98
12/15/2020	Chase Card S...	Harbor Freight-straps for tie downs on UTV-4431	ESD	21.99
12/15/2020	Chase Card S...	Buchanan General-pipe fitting for new compressor on E2-4...	ESD	8.26
12/15/2020	Chase Card S...	Firepenny-additional charge for correct compressor for E2-...	ESD	70.00
Total 7080 - Vehicle Maintenance/Repair				515.80
7085 - Vehicle Maint/Repr(Vendor)				
12/15/2020	Chase Card S...	Quick Snakes - repair tire and oil change for #4480	ESD	114.85
Total 7085 - Vehicle Maint/Repr(Vendor)				114.85
Total 7000 - OPERATIONS				954.72
9500 - CAPITAL EXPENDITURES				
9515 - Fire Equipment-Folding Water Tk				

4:24 PM

01/14/21

Accrual Basis

**Cassie Volunteer Fire Department
Profit & Loss Detail
December 2020**

Date	Name	Memo	Class	Amount
12/02/2020	Municipal Em...	Inv#-IN1522185-for new HPR 2100 gallon water drop tank ...	ESDC	1,805.00
Total 9515 - Fire Equipment-Folding Water Tk				1,805.00
9533 - UTV-WPUMP, TANK, & TRAILER				
12/02/2020	MTECH Inco...	Inv#-30245-QTAC 85EMS-C medium pressure pump build...	FD	5,500.00
12/02/2020	MTECH Inco...	Inv#-30245-QTAC 85EMS-C medium pressure pump build...	ESDC	375.00
12/05/2020	Ariens Comp...	Inv#28905-Ariens JSV-3400SD UTV w/poly sport roof, hard ...	ESDC	20,835.00
12/05/2020	Ariens Comp...	Inv#44253-rim for spare tire ordered previously	FDG	113.49
Total 9533 - UTV-WPUMP, TANK, & TRAILER				26,823.49
Total 9500 - CAPITAL EXPENDITURES				28,428.49
Total Expense				39,675.57
Net Income				<u><u>-19,959.59</u></u>

Cassie Volunteer Fire Department
Profit & Loss Budget vs. Actual
October through December 2020

	Oct - Dec 20	Budget	\$ Over Budget
Income			
4000 - Income			
4005 - ESD payments	18,715.98	189,832.00	-151,116.02
4010 - Individual Donations	2,075.00	0.00	2,075.00
4020 - Group & Company Donations	5,800.00	0.00	5,800.00
4030 - County Funds	0.00	3,000.00	-3,000.00
4070 - ESD Reimbursement	1,015.77	0.00	1,015.77
4095 - ESD Pymts-Capital Expenditures	32,131.00	45,000.00	-12,869.00
Total 4000 - Income	59,737.75	217,832.00	-158,094.25
Total Income	59,737.75	217,832.00	-158,094.25
Expense			
5000 - ADMINISTRATIVE			
5005 - Accounting	380.00	1,300.00	-940.00
5010 - Legal Services	0.00	100.00	-100.00
5015 - Meetings	0.00	101.50	-101.50
5020 - Office Equipment/Maint.	0.00	258.00	-258.00
5025 - Office Supplies	154.87	1,000.00	-845.33
5030 - Printer Supplies	0.00	300.00	-300.00
5035 - Shipping/Postage/PO Box Rental	301.93	150.00	151.93
5040 - Subscrip/Dues/Membership/RecMgmt	2,925.02	10,000.00	-7,074.98
5045 - Travel Allowance	0.00	100.00	-100.00
5050 - Uniforms (Caps and Shirts)	1,180.40	4,000.00	-2,839.60
5055 - Printing Services	105.28	100.00	5.28
5060 - Banking/City/DepBox/Chks/BlgdCks	20.00	100.00	-80.00
5070 - Replen Petty Cash/Toil Charges	0.00	350.00	-350.00
5075 - RECRUITMENT & RETENTION	788.28	3,500.00	-2,733.72
Total 5000 - ADMINISTRATIVE	5,793.56	21,350.50	-15,565.94
5200 - PAID POSITION			
5205 - Base Salary	13,192.34	49,000.00	-35,807.66
5215 - CVFD SS & Medicare Tax Match	1,009.25	3,748.50	-2,739.24
Total 5200 - PAID POSITION	14,201.60	52,748.50	-38,546.90
5300 - BUILDING AND GROUNDS			
5305 - Botanical Supplies	0.00	50.00	-50.00
5310 - Janitorial Supplies	87.37	200.00	-112.63
5320 - Repairs and Maintenance	3,078.21	3,000.00	78.21
5325 - Furn&YardEquip Repl/Rep/New	888.40	520.00	368.40
5330 - Electrical Service	515.03	3,750.00	-3,234.97
5335 - Telephone Service	1,021.77	3,600.00	-2,578.23
Total 5300 - BUILDING AND GROUNDS	5,390.78	11,120.00	-5,729.22
5600 - COMMUNICATIONS			
5605 - Batteries, Clips, Acc.	0.00	500.00	-500.00
5615 - Non-Warranty Repair	0.00	300.00	-300.00
5620 - Digital Radio and Pagers	0.00	500.00	-500.00
Total 5600 - COMMUNICATIONS	0.00	1,300.00	-1,300.00
6600 - INSURANCE			
6605 - Building and Property	900.00	3,819.00	-2,919.00
6610 - Vehicle	1,800.00	8,000.00	-6,200.00
6615 - Personnel Coverage	8,371.00	10,200.00	-1,829.00
Total 6600 - INSURANCE	11,071.00	22,019.00	-10,948.00
7000 - OPERATIONS			
7010 - Fuel-Vehicle and Equipment	17.17	500.00	-482.83
7012 - Fuelman-Vehicles & Equipment	751.82	4,530.00	-3,778.18
7015 - Equipment Maint/Repr-Vendor	0.00	500.00	-500.00
7020 - Fire Extinguisher Test/Repr	0.00	300.00	-300.00
7025 - Fire Suppressant Supplies	0.00	5,000.00	-5,000.00
7030 - First Responder Supplies	0.00	5,000.00	-5,000.00
7035 - Ladder, Pump & Hose Testing	1,424.70	3,000.00	-1,575.30
7040 - Minor Tools	290.58	150.00	140.58
7045 - Veh/Epmt Lights-Decals-Safety	82.09	100.00	-17.91
7050 - Personal Protect Equip-PPE	2,148.91	4,000.00	-1,851.09

Cassie Volunteer Fire Department
Profit & Loss Budget vs. Actual
October through December 2020

	Oct - Dec 20	Budget	\$ Over Budget
7055 - PPE Testing/Cleaning/Repair	0.00	500.00	-500.00
7060 - Rehabilitation Supplies	342.95	500.00	-157.05
7065 - Rescue Equipment Maint/Repr	0.00	250.00	-250.00
7070 - SCBA Testing/Hydro/face/mask/Pack	0.00	2,000.00	-2,000.00
7072 - SCBA MAINTENANCE & REPAIR	0.00	500.00	-500.00
7075 - State Veh Safety Inspect/Regist	0.00	151.00	-151.00
7080 - Vehicle Maintenance/Repair	1,094.60	1,500.00	-405.40
7085 - Vehicle Maint/Repr(Vendor)	228.98	7,000.00	-6,771.02
7090 - Equipmt Repmt(Fire Fightg)	87.80	1,750.00	-1,662.20
7095 - Fire Fighting Equipmt - NEW	772.74	2,500.00	-1,727.26
7100 - Rescue Equipment - NEW	374.81	1,000.00	-625.19
7105 - Rescue Equipment - REPLMNT	0.00	200.00	-200.00
Total 7000 - OPERATIONS	7,818.95	40,931.00	-33,112.05
8000 - TRAINING			
8005 - AED, CPR, First Aid	0.00	454.00	-454.00
8020 - Training -VENDOR	0.00	12,500.00	-12,500.00
8025 - Per Diem Travel/Lodging	901.73	5,000.00	-4,098.27
8030 - Wildland	0.00	500.00	-500.00
8035 - Educational Supplies	0.00	800.00	-800.00
Total 8000 - TRAINING	901.73	19,054.00	-18,152.27
9000 - PUBLIC RELATIONS			
9005 - Educational Supplies	0.00	100.00	-100.00
9010 - Public Educatn/Relatn/Apprtn	0.00	500.00	-500.00
9015 - Shipping and Postage	0.00	100.00	-100.00
9020 - Printing	0.00	100.00	-100.00
9025 - Recognition/Thank You	819.77	500.00	319.77
Total 9000 - PUBLIC RELATIONS	819.77	1,300.00	-480.23
9500 - CAPITAL EXPENDITURES			
9515 - Fire Equipment-Folding Water Tk	1,805.00	0.00	1,805.00
9518 - Fire Monitor Nozzle for T184440	1,880.95	0.00	1,880.95
9532 - HVAC SYSTEM-STATION 1	0.00	15,000.00	-15,000.00
9533 - UTV-W/PUMP, TANK, & TRAILER	28,817.05	30,000.00	-3,182.95
9566 - K-12 Saw-for cutting metal	1,371.65	0.00	1,371.65
Total 9500 - CAPITAL EXPENDITURES	31,874.65	45,000.00	-13,125.35
Total Expense	77,470.04	214,832.00	-137,361.96
Net Income	-17,732.29	3,000.00	-20,732.29

4:27 PM
01/14/21
Cash Basis

Cassle Volunteer Fire Department
Profit & Loss by Class
October through December 2020

	ESD	ESDC	FD	FDE	FDG	FDMA	TOTAL
Income							
4000 - Income							
4005 - ESD payments	4,254.38	0.00	0.00	14,451.80	0.00	0.00	18,715.98
4010 - Individual Donations	0.00	0.00	2,075.00	0.00	0.00	0.00	2,075.00
4020 - Group & Company Donations	0.00	0.00	5,800.00	0.00	0.00	0.00	5,800.00
4070 - ESD Reimbursement	1,015.77	0.00	0.00	0.00	0.00	0.00	1,015.77
4095 - ESD Pymts-Capital Expenditures	0.00	32,131.00	0.00	0.00	0.00	0.00	32,131.00
Total 4000 - Income	5,280.15	32,131.00	7,875.00	14,451.80	0.00	0.00	59,737.75
Total Income	5,280.15	32,131.00	7,875.00	14,451.80	0.00	0.00	59,737.75
Expense							
5000 - ADMINISTRATIVE							
5005 - Accounting	110.00	0.00	0.00	250.00	0.00	0.00	360.00
5025 - Office Supplies	154.87	0.00	0.00	0.00	0.00	0.00	154.87
5035 - Shipping/Postage/PO Box Rental	301.93	0.00	0.00	0.00	0.00	0.00	301.93
5040 - Subscrip/Dues/Membership/RecMgmt	2,925.02	0.00	0.00	0.00	0.00	0.00	2,925.02
5050 - Uniforms (Caps and Shirts)	1,180.40	0.00	0.00	0.00	0.00	0.00	1,180.40
5055 - Printing Services	105.28	0.00	0.00	0.00	0.00	0.00	105.28
5060 - Banking/Std/DepBox/Chks/Blgd/Cks	20.00	0.00	0.00	0.00	0.00	0.00	20.00
5076 - RECRUITMENT & RETENTION	788.28	0.00	0.00	0.00	0.00	0.00	788.28
Total 5000 - ADMINISTRATIVE	5,543.58	0.00	0.00	250.00	0.00	0.00	5,793.58
5200 - PAID POSITION							
5205 - Base Salary	0.00	0.00	0.00	13,192.34	0.00	0.00	13,192.34
5215 - CVFD SS & Medicare Tax Match	0.00	0.00	0.00	1,009.28	0.00	0.00	1,009.28
Total 5200 - PAID POSITION	0.00	0.00	0.00	14,201.60	0.00	0.00	14,201.60
5300 - BUILDING AND GROUNDS							
5310 - Janitorial Supplies	87.37	0.00	0.00	0.00	0.00	0.00	87.37
5320 - Repairs and Maintenance	3,078.21	0.00	0.00	0.00	0.00	0.00	3,078.21
5325 - Furn&YardEquip Repl/Rep/New	888.40	0.00	0.00	0.00	0.00	0.00	888.40
5330 - Electrical Service	515.03	0.00	0.00	0.00	0.00	0.00	515.03
5335 - Telephone Service	1,021.77	0.00	0.00	0.00	0.00	0.00	1,021.77
Total 5300 - BUILDING AND GROUNDS	5,390.78	0.00	0.00	0.00	0.00	0.00	5,390.78
6800 - INSURANCE							
6805 - Building and Property	900.00	0.00	0.00	0.00	0.00	0.00	900.00
6810 - Vehicle	1,800.00	0.00	0.00	0.00	0.00	0.00	1,800.00
6815 - Personnel Coverage	8,371.00	0.00	0.00	0.00	0.00	0.00	8,371.00
Total 6800 - INSURANCE	11,071.00	0.00	0.00	0.00	0.00	0.00	11,071.00
7000 - OPERATIONS							
7010 - Fuel-Vehicle and Equipment	17.17	0.00	0.00	0.00	0.00	0.00	17.17
7012 - Fuelman-Vehicles & Equipment	723.91	0.00	0.00	0.00	0.00	27.91	751.82
7035 - Ladder, Pump & Hose Testing	1,424.70	0.00	0.00	0.00	0.00	0.00	1,424.70
7040 - Minor Tools	290.58	0.00	0.00	0.00	0.00	0.00	290.58
7045 - Veh/Equip Lights-Decls-Safety	82.09	0.00	0.00	0.00	0.00	0.00	82.09
7050 - Personal Protect Equip-PPE	2,148.91	0.00	0.00	0.00	0.00	0.00	2,148.91
7060 - Rehabilitation Supplies	300.13	0.00	42.82	0.00	0.00	0.00	342.95
7080 - Vehicle Maintenance/Repair	1,094.80	0.00	0.00	0.00	0.00	0.00	1,094.80
7085 - Vehicle Maint/Repr(Vendor)	228.98	0.00	0.00	0.00	0.00	0.00	228.98
7090 - Equipmt Replmt(Fire Fightng)	87.80	0.00	0.00	0.00	0.00	0.00	87.80
7095 - Fire Fighting Equipment - NEW	772.74	0.00	0.00	0.00	0.00	0.00	772.74
7100 - Rescue Equipment - NEW	374.81	0.00	0.00	0.00	0.00	0.00	374.81
Total 7000 - OPERATIONS	7,548.22	0.00	42.82	0.00	0.00	27.91	7,618.95
8000 - TRAINING							
8025 - Per Diem Travel/Lodging	901.73	0.00	0.00	0.00	0.00	0.00	901.73
Total 8000 - TRAINING	901.73	0.00	0.00	0.00	0.00	0.00	901.73
9000 - PUBLIC RELATIONS							
9025 - Recogn/Bon/Thank You	819.77	0.00	0.00	0.00	0.00	0.00	819.77
Total 9000 - PUBLIC RELATIONS	819.77	0.00	0.00	0.00	0.00	0.00	819.77
9800 - CAPITAL EXPENDITURES							

4:27 PM
 01/14/21
 Cash Basis

Casale Volunteer Fire Department
Profit & Loss by Class
 October through December 2020

	ESD	ESDC	FD	FDE	FDG	FDMA	TOTAL
9515 - Fire Equipment-Folding Water Tk	0.00	1,805.00	0.00	0.00	0.00	0.00	1,805.00
9518 - Fire Monitor Nozzle for T184440	0.00	1,880.95	0.00	0.00	0.00	0.00	1,880.95
9533 - UTV--W/PUMP, TANK, & TRAILER	0.00	21,010.00	5,500.00	0.00	307.05	0.00	26,817.05
9566 - K-12 Saw-for cutting metal	0.00	1,371.85	0.00	0.00	0.00	0.00	1,371.85
Total 9500 - CAPITAL EXPENDITURES	0.00	25,867.80	5,500.00	0.00	307.05	0.00	31,674.85
Total Expense	31,273.08	25,867.80	5,542.82	14,451.80	307.05	27.91	77,470.04
Net Income	-25,992.91	6,263.40	2,332.18	0.00	-307.05	-27.91	-17,732.29

11:06 AM
01/13/21
Cash Basis

Burnet County Emergency Services District #2
Balance Sheet
As of December 31, 2020

	Dec 31, 20
ASSETS	
Current Assets	
Checking/Savings	
Certificate of Deposit 33086	156,315.81
First State Bank of Burnet	121,485.55
Total Checking/Savings	<u>277,801.36</u>
Total Current Assets	<u>277,801.36</u>
TOTAL ASSETS	<u>277,801.36</u>
LIABILITIES & EQUITY	
Equity	
Unrestricted Net Assets	262,374.19
Net Income	15,427.17
Total Equity	<u>277,801.36</u>
TOTAL LIABILITIES & EQUITY	<u>277,801.36</u>

Respectfully submitted - Richard Bremer, Treasurer

Page 1

11:29 AM
01/13/21
Cash Basis

Burnet County Emergency Services District #2
Profit & Loss Budget vs. Actual
December 2020

	Dec 20	Budget	\$ Over Budget	% of Budget
Income				
Government Contracts				
Local Government Contracts	80,931.37	0.00	80,931.37	100.0%
Government Contracts - Other	0.00	0.00	0.00	0.0%
Total Government Contracts	80,931.37	0.00	80,931.37	100.0%
Interest Earned	4.08	0.00	4.08	100.0%
Investments				
Interest-Savings, Short-Term CD	175.18	0.00	175.18	100.0%
Total Investments	175.18	0.00	175.18	100.0%
Refund	0.00	0.00	0.00	0.0%
Reimburse Expenses	0.00	0.00	0.00	0.0%
Total Income	81,110.61	0.00	81,110.61	100.0%
Expense				
Contract Services				
Accounting Fees	3,350.00	0.00	3,350.00	100.0%
Cassie Volunteer Fire Dept	18,715.98	0.00	18,715.98	100.0%
CVFD-Capital Expenditures	0.00	0.00	0.00	0.0%
Insurance-Liability & D.O.	0.00	0.00	0.00	0.0%
Insurance-Workers Compensation	0.00	0.00	0.00	0.0%
Legal Fees	2,087.90	0.00	2,087.90	100.0%
Outside Contract Services	973.15	0.00	973.15	100.0%
Total Contract Services	25,127.03	0.00	25,127.03	100.0%
Operations				
Meeting space fees	0.00	0.00	0.00	0.0%
Newspaper Advertisement	0.00	0.00	0.00	0.0%
Postage, Mail Service	0.00	0.00	0.00	0.0%
Total Operations	0.00	0.00	0.00	0.0%
Other Types of Expenses				
Memberships and Dues	0.00	0.00	0.00	0.0%
Other Costs	0.00	0.00	0.00	0.0%
Sales Tax Election Expenses	1,000.00	0.00	1,000.00	100.0%
Total Other Types of Expenses	1,000.00	0.00	1,000.00	100.0%
Travel and Meetings				
Conference, Convention, Meeting	0.00	0.00	0.00	0.0%
Travel	0.00	0.00	0.00	0.0%
Total Travel and Meetings	0.00	0.00	0.00	0.0%
Total Expense	26,127.03	0.00	26,127.03	100.0%
Net Income	34,983.58	0.00	34,983.58	100.0%