



BURNET COUNTY EMERGENCY SERVICES DISTRICT #2
P.O. BOX 249
BUCHANAN DAM, TEXAS 78609-0249

Minutes (Official) – March 25, 2021

1. (AI)¹ Call meeting to order

(AD)²At 10:04 a.m., March 25, 2021, the Regular Meeting of the Board of Emergency Service Commissioners of Burnet County Emergency Services District #2 was called to order in the Cassie Community Center, 3920 RR 690, Burnet, Texas 78611. Notice of this meeting (Enclosure 1) had been previously posted at the Burnet County Courthouse, the Cassie Community Center, and the Cassie VFD website (www.cassievfd.com) in compliance with the provisions of Chapter 551, Texas Government Code.

2. (AI) Establish a quorum

(AD) Board member in attendance were:

Ben Schneider

Richard Bremer

Sharon Barclay

Robbie Cheatham

Donna Kiley



Commissioner Schneider confirmed a quorum was present

3. (AI) Pledge of Allegiance

(AD) The quorum having been established, the Pledge of Allegiance to the United States was rendered with appropriate honors

4. (AI) Invocation

(AD) The Invocation was offered by Commissioner Bremer

¹ AI – Agenda Item

² AD – Action and/or Discussion by BCESD-2Commissioners

5. (AI) Welcome guests

(AD) Commissioner Schneider welcomed to the meeting:

CVFD EMS Lieutenant Laura Schneider

CVFD Chief Curtis

6. (AI) Comments from the Board and Public not scheduled on the agenda may speak, however no action can be taken on these items and the Board will not debate the comments at this meeting. Comments regarding specific agenda items should occur when the item is called

(AD) Commissioner Schneider called for comments from the Board or guests. No comments were offered.

7. (AI) Accept minutes from February 25, 2021 meeting

(AD) Commissioner Schneider called for corrections to the February 25, 2021 Meeting Minutes; with no additional changes the Minutes were accepted as presented.

8. (AI) Report from the Cassie VFD Chief

- **Number and types of calls**
- **Training activity**
- **Other department activities**

(AD) Chief Curtis reported for the month of February that Cassie VFD responded to 15 calls; 5 EMS/10 Fire. Average response time all calls 11.08 for February and 14.12 YTD Average personnel per call in February was 3.7 and 3.9 YTD. There were 5 Mutual Aid calls including assistance at Burnet High School for flooding of a building related to the February Ice Storm. (Enclosure 2)

Chief Curtis reported that CVFD had received a grant from Exxon for \$10,000 that was used to purchase two ground monitors.

Commissioner Kiley asked about information related to obtaining grants. Chief Curtis explained the process and turnaround time for different types of grants.

Chief Curtis reported that Careflight, a new helicopter (air medical) service had started servicing the area. They are currently basing out of Burnet FD, but eventually will base out of Buchanan Fire Department.

9. (AI) CVFD Financial Report

(AD) Lt. Schneider reported that the February balance in checking is \$119,966.29. Total expenses were \$9814.52. Lt. Schneider further explained costs by class and budget versus actual costs. (Enclosure 3)

10. (AI) Discussion and/or action regarding CVFD budget deviation request for the capital purchase of computer aided dispatched equipment

(AD) Commissioner Schneider provided a recap of the potential purchase by CVFD for the Computer Aided Dispatch equipment. The total cost of the equipment is \$24,000; \$17,000 for the software and \$7000 for hardware. This equipment will replace the current County Active 911 system. The cost annually is \$4500 for software maintenance and would be waived for the current year if purchased in the next 30 days.

There was much discussion related to financing the system. Two possible options are to utilize funds from the ESD CD; this would take away from potential necessary emergency funds. The other option offered by CVFD was to amend their Operational budget, decreasing training, exploring possible County funds, and utilizing any excess Capital Expense funds. Chief Curtis will explore these options and report at the next meeting.

11. (AI) Approve budgeted Capital Expenditure, if appropriate

(AD) Chief Curtis presented information on the previously approved Capital Expenditure item for a HVAC system. (Enclosure 4) Total expense is \$7635.

12. (AI) Treasurer Report for ESD #2

(AD) Commissioner Bremer presented the Treasurer's Report. The February 2021 balance was; CD \$156,315.81, Checking \$229,557.01, for a total of \$385,872.82. (Enclosure 5)

Commissioner Barclay inquired on the overbudget amount for Accounting; Commissioner Bremer explained it was due to services from Taber and Burnett for conversion of the system software upgrade.

There were no further questions; the Treasurer's Report was accepted as presented.

13. (AI) Discussion and/or action concerning the disbursement of ESD #2 funds

(AD) Commissioner Bremer reported upcoming disbursements:

*Capital funds to CVFD for HVAC
Appraisal District quarterly \$973.15
CVFD quarterly disbursement
Cassie Community Center for meeting expense
Legal fees related to Sales Tax*

*** Commissioner Cheatham left meeting at 1048**

14. (AI) Follow-up review to assure all Form 1295's been filed and completed for 2021

(AD) Commissioner Bremer reported that Form 1295's had been sent to all appropriate vendors in October 2020. He had received notice that CVFD and Taber & Burnett had been completed and returned.

15. (AI) Provide status of securing a second checking and savings account for the receipt and direct deposit of state sales tax revenues

(AD) Commissioner Bremer reported opening the checking account with FSB of Burnet for the Sales Tax Account. He reported transferring \$2500 to establish the account. The information for Direct Deposit has been submitted to the State Comptroller's Office.

16. (AI) Progress update of the Sales Tax administration program for ESD #2.

(AD) Commissioner Barclay provided an update on the status of the administration of the Sales Tax program. As previously reported, the direct deposit information has been established. BCESD #2 is the 366th Special Purpose District for the State. Information that the ESD will receive related to the Sales Tax is available on-line and a report will be sent quarterly. Distributions will commence on the second Friday of the month beginning in July 2021.

Additionally, Commissioner Barclay reported speaking to Vol Montgomery of Reveille Peak Ranch to ascertain their process for notification of vendors and sub-vendors for events at their location. Mr. Montgomery reported that each vendor was given the information in their contract and that the vendors are to ensure that this is passed to the sub-vendor. In speaking to Mr. Montgomery, Commissioner Barclay reported that he was very receptive and supportive of the ESD's efforts.

Commissioner Barclay also reported that information related to sales tax rates can be found on the State website – Sales Tax Locator for specific location information.

17. (AI) Re-start selection process for a credit card service provider. (Schneider)

Considerations when selecting:

- **Is there a specific company preference by the Board?**
- **Provider locally located important?**
- **Are special services required by board?**
- **Does provider require proof of Board selection (i.e., selection in minutes)**
- **Target completion July 1, 2021.**
- **Other considerations**

(AD) Commissioner Schneider asked for discussion for obtaining a credit card for the ESD. Some considerations were that the card was a "No Annual Fee" and it was universally accepted. Commissioner Bremer will investigate services and report at the next meeting.

18. (AI) Report to the Board the expense incurred to date by ESD#2 for the State Sales Tax program

(AD) Commissioner Bremer reported expenses that have been incurred by ESD#2 for State Sales Tax to date:

*Legal Fees – \$3227.90
CVFD (Postage, Mailings) - \$1015.77
Highland Lakes Newspapers - \$816
Election Cost - \$1000
Total - \$6059.67*

19. (AI) Calendar of Events for April 2021.

A. Approve Capital Expenditure, if appropriate

(AD) Commissioner Schneider presented upcoming topics for the April 2021 meeting.

20. (AI) Next meeting, at 10:00 AM on Thursday, April 22, 2021

(AD) Commissioner Schneider announced the next regular meeting of BCESD #2 for Thursday, April 22, 2021 at 10:00 a.m.

19. (AI) Adjourn

(AD) With no additional business, the BCESD#2 March 25, 2021 meeting was adjourned at 11:41a.m. by Commissioner Schneider.

Sharon K. Barclay
Secretary
Emergency Service District 2
Burnet County
March 25, 2021

Benjamin H. Schneider
President
Emergency Service District 2
Burnet County
March 25, 2021



BURNET COUNTY EMERGENCY SERVICES DISTRICT #2
P.O. BOX 249
BUCHANAN DAM, TEXAS 78609-0249

NOTICE OF REGULAR MEETING

In compliance with the provisions of Chapter 551, Texas Government Code, notice is hereby given of a Regular Meeting of the Board of Emergency Services Commissioners of Burnet County Emergency Services District #2, to be held at the Cassie Community Center located at 3920 RR 690, Burnet, Texas, 78611 at 10:00 AM on Thursday, March 25, 2021. This agenda is posted in the Burnet County Courthouse, at the Cassie Community Center and on the cassievfd.com website.

The following agenda items will be discussed, considered and action taken as appropriate:

AGENDA

1. Call meeting to order. (Schneider)
2. Establish a quorum. (Schneider)
3. Pledge of Allegiance. (Schneider)
4. Invocation. (Bremer)
5. Welcome guests. (Schneider)
6. Comments from the Board and Public not scheduled on the agenda may speak, however no action can be taken on these items and the Board will not debate the comments at this meeting. Comments regarding specific agenda items should occur when the item is called. There is a 2-minute speaking limit.
7. Accept minutes from February 25, 2021 meeting. (Schneider)



BURNET COUNTY EMERGENCY SERVICES DISTRICT #2
P.O. BOX 249
BUCHANAN DAM, TEXAS 78609-0249

8. Report from the Cassie VFD Chief. (Curtis)
 - Number and types of calls
 - Training Activity
 - Other Department Activities
9. Cassie VFD Treasurers report. (L. Schneider)
10. Discussion and/or action regarding CVFD budget deviation request for the capital purchase of computer aided dispatched equipment. (Schneider)
11. Approve budgeted Capital Expenditure, if appropriate. (Curtis)
12. Treasurers report for ESD #2. (Bremer)
13. Discussion and/or action concerning the disbursement of ESD #2 funds. (Bremer)
14. Follow-up review to assure all Form 1295's been filed and completed for 2021? (Bremer)
15. Provide status of securing a second checking and savings account for the receipt and direct deposit of state sales tax revenues. (Bremer)
16. Progress update of the Sales Tax administration program for ESD #2. (Barclay)
17. Re-start selection process for a credit card service provider. (Schneider)
Considerations when selecting:
 - Is there a specific company preference by the Board?
 - Provider locally located important?
 - Are special services required by board?
 - Does provider require proof of Board selection (i.e., selection in minutes)
 - Target completion July 1, 2021.
 - Other considerations.



BURNET COUNTY EMERGENCY SERVICES DISTRICT #2
P.O. BOX 249
BUCHANAN DAM, TEXAS 78609-0249

18. Report to the Board the expense incurred to date by ESD#2 for the State Sales Tax program. (Bremer)
19. Calendar of events for April 2021.
 - A. Approve Capital expenditure, if presented.
20. Next meeting: 10:00 AM Thursday, April 22, 2021.
21. Adjourn.

Benjamin H. Schneider, President

Cassie VFD/ Burnet ESD 2
 Burnet, TX
 This report was generated on 3/22/2021 9:22:14 AM



Incident Statistics
 Zone(s): All Zones | Start Date: 02/01/2021 | End Date: 02/28/2021

INCIDENT COUNT			
INCIDENT TYPE		# INCIDENTS	
EMS		5	
FIRE		10	
TOTAL		15	
TOTAL TRANSPORTS (N2 and N3)			
APPARATUS	# of APPARATUS TRANSPORTS	# of PATIENT TRANSPORTS	TOTAL # of PATIENT CONTACTS
TOTAL			
PRE-INCIDENT VALUE		LOSSES	
\$0.00		\$0.00	
CO CHECKS			
TOTAL			
MUTUAL AID			
Aid Type		Total	
Aid Given		5	
OVERLAPPING CALLS			
# OVERLAPPING		% OVERLAPPING	
0		0	
LIGHTS AND SIREN - AVERAGE RESPONSE TIME (Dispatch to Arrival)			
Station	EMS	FIRE	
Cassie VFD-Elms Station	0:08:25	0:10:29	
AVERAGE FOR ALL CALLS		0:08:56	
LIGHTS AND SIREN - AVERAGE TURNOUT TIME (Dispatch to Enroute)			
Station	EMS	FIRE	
Cassie VFD-Elms Station	0:01:50	0:02:38	
AVERAGE FOR ALL CALLS		0:02:02	
AGENCY	AVERAGE TIME ON SCENE (MM:SS)		
Cassie VFD/ Burnet ESD 2	49:13		

Only Reviewed Incidents included. EMS for incident counts includes only 300 to 399 Incident Types. All other incident types are counted as FIRE. CO Checks only includes Incident Types: 424, 736 and 734. # Apparatus Transports = # of incidents where apparatus transported. # Patient Transports = All patients transported by EMS. # Patient Contacts = # of PCR contacted by apparatus. This report now returns both NEMESIS 2 & 3 data as appropriate. For overlapping calls that span over multiple days, total per month will not equal Total count for year.



Cassie VFD/ Burnet ESD 2

Burnet, TX

This report was generated on 3/22/2021 9:30:42 AM



Incident Statistics

Zone(s): All Zones | Start Date: 01/01/2021 | End Date: 02/28/2021

INCIDENT COUNT			
INCIDENT TYPE		# INCIDENTS	
EMS		11	
FIRE		18	
TOTAL		29	
TOTAL TRANSPORTS (N2 and N3)			
APPARATUS	# of APPARATUS TRANSPORTS	# of PATIENT TRANSPORTS	TOTAL # of PATIENT CONTACTS
TOTAL			
PRE-INCIDENT VALUE		LOSSES	
\$0.00		\$0.00	
CO CHECKS			
424 - Carbon monoxide incident		1	
TOTAL		1	
MUTUAL AID			
Aid Type		Total	
Aid Given		10	
OVERLAPPING CALLS			
# OVERLAPPING		% OVERLAPPING	
2		6.9	
LIGHTS AND SIREN - AVERAGE RESPONSE TIME (Dispatch to Arrival)			
Station	EMS	FIRE	
Cassie VFD-Elms Station	0:08:25	0:23:50	
AVERAGE FOR ALL CALLS		0:16:13	
LIGHTS AND SIREN - AVERAGE TURNOUT TIME (Dispatch to Enroute)			
Station	EMS	FIRE	
Cassie VFD-Elms Station	0:02:38	0:06:18	
AVERAGE FOR ALL CALLS		0:04:27	
AGENCY		AVERAGE TIME ON SCENE (MM:SS)	
Cassie VFD/ Burnet ESD 2		52:52	

Only Reviewed Incidents included. EMS for incident counts includes only 300 to 399 Incident Types. All other incident types are counted as FIRE. CO Checks only includes Incident Types: 424, 736 and 734. # Apparatus Transports = # of incidents where apparatus transported. # Patient Transports = All patients transported by EMS. # Patient Contacts = # of PCR contacted by apparatus. This report now returns both NEMSIS 2 & 3 data as appropriate. For overlapping calls that span over multiple days, total per month will not equal Total count for year.

EMERGENCY REPORTING
 emergencyreporting.com
 Doc ID: 1645
 Page # 1 of 1

Cassie VFD/ Burnet ESD 2

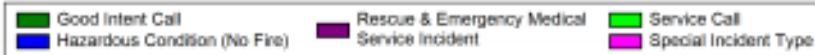
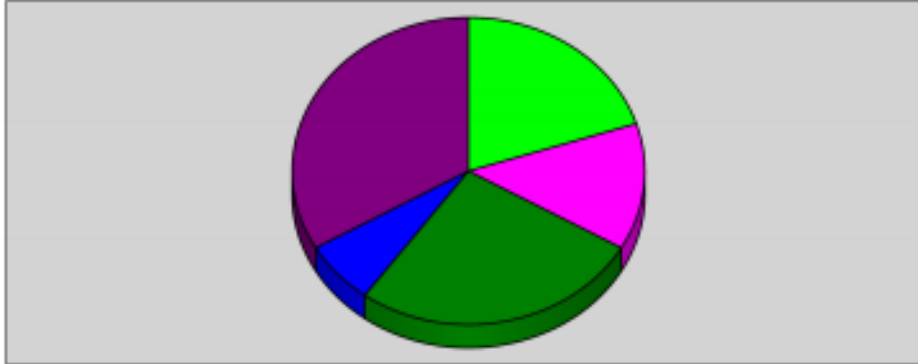
Burnet, TX

This report was generated on 3/22/2021 9:29:24 AM



Major Incident Types by Month for Date Range

Start Date: 02/01/2021 | End Date: 02/28/2021



INCIDENT TYPE	FEB	TOTAL
Good Intent Call	4	4
Hazardous Condition (No Fire)	1	1
Rescue & Emergency Medical Service Incident	5	5
Service Call	3	3
Special Incident Type	2	2
Total	15	15

Only REVIEWED incidents included

Cassie VFD/ Burnet ESD 2

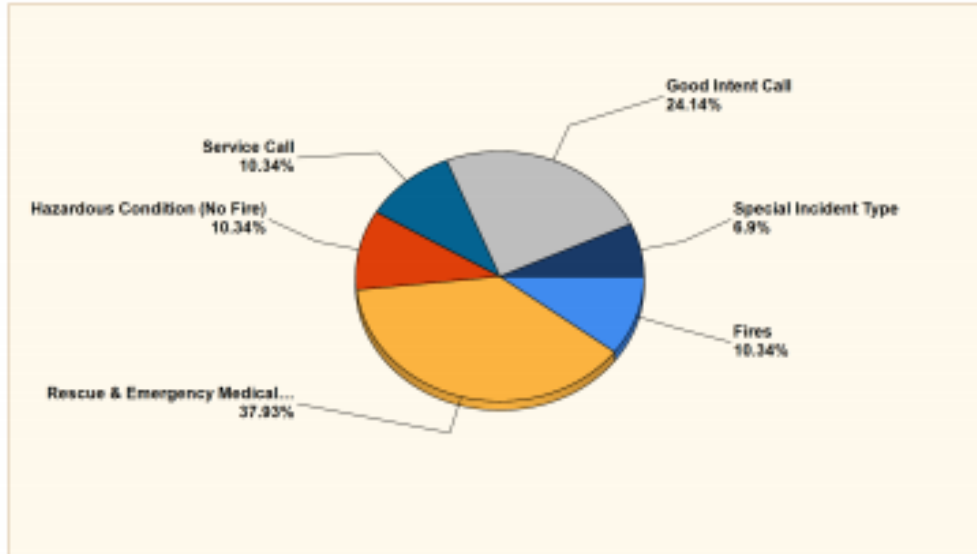
Burnet, TX

This report was generated on 3/22/2021 9:37:26 AM



Breakdown by Major Incident Types for Date Range

Zone(s): All Zones | Start Date: 01/01/2021 | End Date: 02/28/2021



MAJOR INCIDENT TYPE	# INCIDENTS	% of TOTAL
Fires	3	10.34%
Rescue & Emergency Medical Service	11	37.93%
Hazardous Condition (No Fire)	3	10.34%
Service Call	3	10.34%
Good Intent Call	7	24.14%
Special Incident Type	2	6.9%
TOTAL	29	100%

Detailed Breakdown by Incident Type		
INCIDENT TYPE	# INCIDENTS	% of TOTAL
112 - Fires in structure other than in a building	2	6.9%
143 - Grass fire	1	3.45%
321 - EMS call, excluding vehicle accident with injury	11	37.93%
424 - Carbon monoxide incident	1	3.45%
441 - Heat from short circuit (wiring), defective/worn	1	3.45%
444 - Power line down	1	3.45%
520 - Water problem, other	1	3.45%
522 - Water or steam leak	1	3.45%
553 - Public service	1	3.45%
611 - Dispatched & cancelled en route	5	17.24%
622 - No incident found on arrival at dispatch address	1	3.45%
631 - Authorized controlled burning	1	3.45%
900 - Special type of incident, other	2	6.9%
TOTAL INCIDENTS:	29	100%

Cassie VFD/ Burnet ESD 2

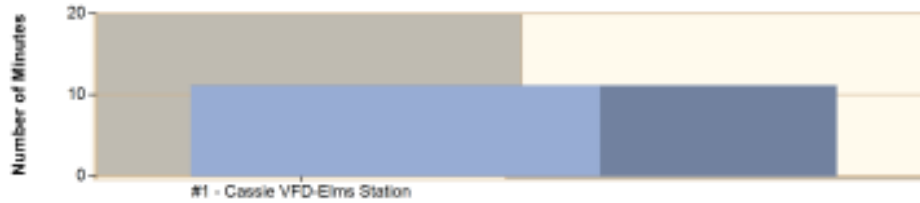
Burnet, TX

This report was generated on 3/22/2021 9:31:16 AM



Average Response Time per Station for Date Range

Start Date: 02/01/2021 | End Date: 02/28/2021



STATION	AVERAGE RESPONSE MM:SS (Dispatch to Arrived)
#1 - Cassie VFD-Elms Station	11:08

Average Response Time per Station for Date Range

Start Date: 02/01/2021 | End Date: 02/28/2021

STATION	AVERAGE RESPONSE MM:SS (Dispatch to Arrived)
#1 - Cassie VFD-Elms Station	14:12

AVERAGE RESPONSE TIME calculated from the average time difference between DISPATCH and ARRIVED times on Basic Info 4. Only REVIEWED incidents included.

Cassie VFD/ Burnet ESD 2

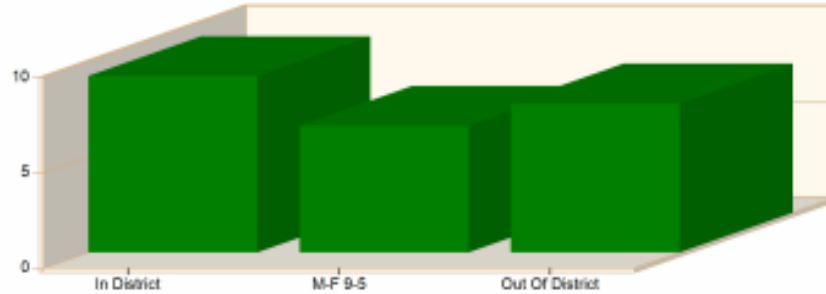
Burnet, TX

This report was generated on 3/22/2021 9:31:58 AM



Incident Average Response Time per Shift for Date Range

Start Date: 02/01/2021 | End Date: 02/28/2021



SHIFT	AVERAGE RESPONSE TIME (min) (Dispatch to Arrived)	CALLS
In District	9.23	4
M-F 9-5	6.63	5
Out Of District	7.80	5
Total Number of Calls:		14

Incident Average Response Time per Shift for Date Range

Start Date: 02/01/2021 | End Date: 02/28/2021

SHIFT	AVERAGE RESPONSE TIME (min) (Dispatch to Arrived)	CALLS
In District	10.06	11
M-F 9-5	8.23	7
Out Of District	15.62	10
Total Number of Calls:		28

Incident Average Response Time calculated from Dispatch to first arriving unit apparatus Arrived time. Only Reviewed incidents are included. Incidents that are Cancelled with no apparatus actually arriving are not part of the incident count.



Cassie VFD/ Burnet ESD 2



Burnet, TX

This report was generated on 3/22/2021 9:32:43 AM

Personnel Count per Incident for Date Range

Start Date: 02/01/2021 | End Date: 02/28/2021

INCIDENT NUMBER	DATE	INCIDENT TYPE	FDID	NUMBER OF PEOPLE		
				ON APPARATUS	NOT ON APPARATUS	TOTAL
2021-2100015	2/2/2021 10:31:46	321 - EMS call, excluding vehicle accident with injury	BP208	2	1	3
2021-2100016	2/2/2021 12:53:00	611 - Dispatched & cancelled en route	BP208	1	3	4
2021-2100017	2/8/2021 14:47:59	611 - Dispatched & cancelled en route	BP208	1	1	2
2021-2100018	2/9/2021 13:18:01	611 - Dispatched & cancelled en route	BP208	2	3	5
2021-2100019	2/11/2021 02:49:21	321 - EMS call, excluding vehicle accident with injury	BP208	3	0	3
2021-2100020	2/16/2021 10:05:00	553 - Public service	BP208	4	2	6
2021-2100021	2/17/2021 12:39:14	900 - Special type of incident, other	BP208	1	5	6
2021-2100022	2/17/2021 14:52:59	321 - EMS call, excluding vehicle accident with injury	BP208	4	0	4
2021-2100023	2/18/2021 08:19:00	520 - Water problem, other	BP208	1	0	1
2021-2100024	2/18/2021 09:03:00	900 - Special type of incident, other	BP208	1	0	1
2021-2100025	2/18/2021 10:47:39	321 - EMS call, excluding vehicle accident with injury	BP208	1	2	3
2021-2100026	2/21/2021 17:31:11	611 - Dispatched & cancelled en route	BP208	4	1	5
2021-2100027	2/21/2021 18:51:00	522 - Water or steam leak	BP208	3	0	3
2021-2100028	2/28/2021 14:29:34	321 - EMS call, excluding vehicle accident with injury	BP208	2	3	5
2021-2100029	2/28/2021 23:42:28	444 - Power line down	BP208	3	1	4
AVERAGES:				2.2	1.5	3.7

Personnel Count per Incident for Date Range

Start Date: 02/01/2021 | End Date: 02/28/2021

AVERAGES: **2.7** **1.1** **3.9**

Only REVIEWED incidents included

Cassie VFD/ Burnet ESD 2

Burnet, TX

This report was generated on 3/22/2021 9:33:26 AM



Incidents per Zone for Date Range

Start Date: 01/01/2021 | End Date: 02/28/2021

INCIDENT	INCIDENT TYPE	DATE	LOCATION	APPARATUS	
ZONE: 29 - OOD- CI Burnet FD					
2021-2100001	112 - Fires in structure other than in a building	01/04/2021	670 Park Rd 4	4440	
Total # Incidents for 29:					1
ZONE: 30 - OOD- Hoover Valley VFD					
2021-2100007	441 - Heat from short circuit (wiring), defective/worn	01/16/2021	108 LOST trail	4421,4460	
2021-2100015	321 - EMS call, excluding vehicle accident with injury	02/02/2021	6716 Park Rd 4	4450,4460	
2021-2100016	611 - Dispatched & cancelled en route	02/02/2021	103 DOVE MEADOW DR	4450	
2021-2100017	611 - Dispatched & cancelled en route	02/06/2021	107 RIVER BEND DR	4460	
2021-2100020	611 - Dispatched & cancelled en route	02/21/2021	623 SENECA DR	4421,4440	
Total # Incidents for 30:					5
ZONE: 31 - OOD- Oakalla VFD					
2021-2100004	112 - Fires in structure other than in a building	01/10/2021	223 cr 218	4440,4460	
Total # Incidents for 31:					1
ZONE: 37 - OODOC- Llano County Buchanan Dam VFD					
2021-2100014	611 - Dispatched & cancelled en route	01/30/2021	1157 OLD SPANISH TRL	4450	
Total # Incidents for 37:					1
ZONE: 42 - OOD- Bertram VFD					
2021-2100011	143 - Grass fire	01/17/2021	530 cr 326	4440,4450	
Total # Incidents for 42:					1
ZONE: 45 - Burnet CISD					
2021-2100027	522 - Water or steam leak	02/21/2021	1000 greenmile	4451,4460	
Total # Incidents for 45:					1
TOTAL # INCIDENTS:					10

Only REVIEWED incidents included. Archived Zones cannot be unarchived.



3:23 PM
03/15/21
Cash Basis

Cassie Volunteer Fire Department
Balance Sheet
As of February 28, 2021

	Feb 28, 21
ASSETS	
Current Assets	
Checking/Savings	
1010 - CASSIE VFD-ESD2	119,966.29
Total Checking/Savings	119,966.29
Total Current Assets	119,966.29
Fixed Assets	
1410 - Land	13,820.00
1420 - Furniture & Fixtures	10,438.00
1430 - Vehicles & Equipment	1,060,057.47
1440 - EMS Equipment	5,037.56
1450 - Communication Equipment	103,956.55
1460 - Buildings	113,750.42
1510 - Accumulated Depreciation	-853,730.00
Total Fixed Assets	453,330.00
TOTAL ASSETS	573,296.98
LIABILITIES & EQUITY	
Liabilities	
Current Liabilities	
Other Current Liabilities	
2010 - Employer & Emp. Payroll Tax	948.17
Total Other Current Liabilities	948.17
Total Current Liabilities	948.17
Total Liabilities	948.17
Equity	
3010 - Unrestricted Net Assets-Ret.Ern	531,468.82
Net Income	40,879.99
Total Equity	572,348.81
TOTAL LIABILITIES & EQUITY	573,296.98

3:48 PM
03/15/21
Cash Basis

**Cassie Volunteer Fire Department
Profit & Loss Budget vs. Actual
October 2020 through February 2021**

	Oct '20 - Feb 21	Budget	\$ Over Budget
Income			
4000 - Income			
4005 - ESD payments	84,916.00	109,832.00	-84,916.00
4010 - Individual Donations	4,175.00	0.00	4,175.00
4020 - Group & Company Donations	5,800.00	0.00	5,800.00
4025 - Grants	10,000.00	0.00	10,000.00
4030 - County Funds	0.00	3,000.00	-3,000.00
4070 - ESD Reimbursement	1,015.77	0.00	1,015.77
4095 - ESD Pynts-Capital Expenditures	32,131.00	45,000.00	-12,869.00
Total 4000 - Income	138,037.77	217,832.00	-79,794.23
Total Income	138,037.77	217,832.00	-79,794.23
Expense			
5000 - ADMINISTRATIVE			
5005 - Accounting	860.00	1,300.00	-440.00
5010 - Legal Services	0.00	100.00	-100.00
5015 - Meetings	170.38	101.50	68.88
5020 - Office Equipment/Maint.	0.00	258.00	-258.00
5025 - Office Supplies	154.67	1,000.00	-845.33
5030 - Printer Supplies	0.00	300.00	-300.00
5035 - Shipping/Postage/PO Box Rental	301.93	150.00	151.93
5040 - Subscrip/Dues/Memshp/RecMgmt	3,867.01	10,000.00	-6,132.99
5045 - Travel Allowance	0.00	100.00	-100.00
5050 - Uniforms (Caps and Shirts)	1,160.40	4,000.00	-2,839.60
5055 - Printing Services	105.26	100.00	5.26
5060 - Banking/ShyDepBox/Chks/BkgsdCls	20.00	100.00	-80.00
5070 - Replen Petty Cash/Toll Charges	0.00	350.00	-350.00
5076 - RECRUITMENT & RETENTION	708.28	3,500.00	-2,733.72
Total 5000 - ADMINISTRATIVE	7,405.93	21,309.50	-13,903.57
5200 - PAID POSITION			
5205 - Base Salary	20,730.82	49,000.00	-28,269.18
5215 - CVFD SS & Medicare Tax Match	1,585.98	3,748.50	-2,162.52
Total 5200 - PAID POSITION	22,316.80	52,748.50	-30,431.70
5300 - BUILDING AND GROUNDS			
5305 - Botanical Supplies	0.00	50.00	-50.00
5310 - Janitorial Supplies	102.34	200.00	-97.66
5320 - Repairs and Maintenance	3,919.88	3,000.00	919.88
5325 - Furn&YardEquip Repl/ReplNew	1,299.55	500.00	799.55
5330 - Electrical Service	912.24	3,750.00	-2,837.76
5335 - Telephone Service	1,703.49	3,600.00	-1,896.51
Total 5300 - BUILDING AND GROUNDS	7,937.50	11,100.00	-3,162.50
5600 - COMMUNICATIONS			
5605 - Batteries, Clips, Acc.	0.00	500.00	-500.00
5615 - Non-Warranty Repair	0.00	300.00	-300.00
5620 - Digital Radio and Pagers	0.00	500.00	-500.00
Total 5600 - COMMUNICATIONS	0.00	1,300.00	-1,300.00
6600 - INSURANCE			
6605 - Building and Property	1,800.00	3,819.00	-2,019.00
6610 - Vehicle	3,572.00	8,000.00	-4,428.00
6615 - Personnel Coverage	9,346.00	10,200.00	-854.00
Total 6600 - INSURANCE	14,718.00	22,019.00	-7,301.00
7000 - OPERATIONS			
7010 - Fuel-Vehicle and Equipment	17.17	500.00	-482.83
7012 - Fuelman-Vehicles & Equipment	1,367.68	4,500.00	-3,132.32
7015 - Equipment Maint/Repr-Vendor	0.00	500.00	-500.00
7020 - Fire Extinguisher Test/Repr	183.90	300.00	-116.10
7025 - Fire Suppressant Supplies	0.00	5,000.00	-5,000.00
7030 - First Responder Supplies	40.00	5,000.00	-4,960.00
7035 - Ladder, Pump & Hose Testing	2,434.70	3,000.00	-565.30

3:48 PM
03/19/21
Cash Basis

**Cassie Volunteer Fire Department
Profit & Loss Budget vs. Actual
October 2020 through February 2021**

	Oct '20 - Feb 21	Budget	\$ Over Budget
7940 - Minor Tools	290.58	150.00	140.58
7945 - Veh/Equip Lights-Decals-Safety	80.59	100.00	-19.41
7950 - Personal Protect Equip-PPE	2,265.76	4,000.00	-1,734.24
7955 - PPE Testing/Cleaning/Repair	0.00	500.00	-500.00
7960 - Rehabilitation Supplies	371.71	500.00	-128.29
7965 - Rescue Equipment Maint/Repr	0.00	250.00	-250.00
7970 - SCBA Testing/Hydro/FaceMsk/Pack	585.16	2,000.00	-1,414.84
7972 - SCBA MAINTENANCE & REPAIR	0.00	500.00	-500.00
7975 - State Veh Safety Inspec&Regist	0.00	151.00	-151.00
7980 - Vehicle Maintenance/Repair	1,661.55	1,500.00	161.55
7985 - Vehicle Maint/Repr(Vendor)	228.98	7,000.00	-6,771.02
7990 - Equipment Reprmt(Fire Fightg)	87.80	1,750.00	-1,662.20
7995 - Fire Fighting Equipment - NEW	981.75	2,500.00	-1,518.25
7100 - Rescue Equipment - NEW	374.61	1,000.00	-625.39
7105 - Rescue Equipment - REPLMNT	0.00	200.00	-200.00
Total 7900 - OPERATIONS	11,010.94	40,931.00	-29,920.06
8000 - TRAINING			
8005 - AED, CPR, First Aid	0.00	454.00	-454.00
8020 - Training -VENDOR	372.46	12,500.00	-12,127.54
8025 - Per Diem Travel/Lodging	901.73	5,000.00	-4,098.27
8030 - Wildland	0.00	500.00	-500.00
8035 - Educational Supplies	0.00	600.00	-600.00
Total 8000 - TRAINING	1,274.19	19,054.00	-17,779.81
9000 - PUBLIC RELATIONS			
9005 - Educational Supplies	0.00	100.00	-100.00
9010 - Public Eductn/Relatn/Apprtn	0.00	500.00	-500.00
9015 - Shipping and Postage	0.00	100.00	-100.00
9020 - Printing	0.00	100.00	-100.00
9025 - Recognition/Thank You	819.77	500.00	319.77
Total 9000 - PUBLIC RELATIONS	819.77	1,300.00	-480.23
9500 - CAPITAL EXPENDITURES			
9515 - Fire Equipment-Folding Water Tk	1,805.00	0.00	1,805.00
9518 - Fire Monitor Nozzle for T1#4440	1,680.95	0.00	1,680.95
9532 - HVAC SYSTEM-STATION 1	0.00	15,000.00	-15,000.00
9533 - UTV-W/PUMP, TANK, & TRAILER	26,817.05	30,000.00	-3,182.95
9566 - K-12 Saw-for cutting metal	1,371.65	0.00	1,371.65
Total 9500 - CAPITAL EXPENDITURES	31,674.65	45,000.00	-13,325.35
Total Expense	97,157.78	214,832.00	-117,674.22
Net Income	48,879.99	3,000.00	37,879.99

2:41 PM
03/15/21
Cash Basis

Cassie Volunteer Fire Department
Profit & Loss by Class
October 2020 through February 2021

	ESD	ESDC	FD	FDE	FDG	TOTAL
Income						
4000 - Income						
4005 - ESD payments	57,277.27	0.00	0.00	27,638.73	0.00	84,916.00
4010 - Individual Donations	0.00	0.00	4,175.00	0.00	0.00	4,175.00
4020 - Group & Company Donations	0.00	0.00	5,800.00	0.00	0.00	5,800.00
4025 - Grants	0.00	0.00	0.00	0.00	10,000.00	10,000.00
4070 - ESD Reimbursement	1,015.77	0.00	0.00	0.00	0.00	1,015.77
4095 - ESD Pymts-Capital Expenditures	0.00	32,131.00	0.00	0.00	0.00	32,131.00
Total 4000 - Income	58,293.04	32,131.00	9,975.00	27,638.73	10,000.00	138,037.77
Total Income	58,293.04	32,131.00	9,975.00	27,638.73	10,000.00	138,037.77
Expenses						
5000 - ADMINISTRATIVE						
5005 - Accounting	360.00	0.00	0.00	500.00	0.00	860.00
5015 - Meetings	0.00	0.00	170.38	0.00	0.00	170.38
5025 - Office Supplies	154.67	0.00	0.00	0.00	0.00	154.67
5035 - Shipping/Postage/PO Box Rental	301.93	0.00	0.00	0.00	0.00	301.93
5040 - Subscrip/Dues/Membrshp/RecMgmt	3,867.01	0.00	0.00	0.00	0.00	3,867.01
5050 - Uniforms (Caps and Shirts)	1,160.40	0.00	0.00	0.00	0.00	1,160.40
5055 - Printing Services	105.26	0.00	0.00	0.00	0.00	105.26
5060 - Banking/City/Dep/Bus/Chks/BkgsdChks	20.00	0.00	0.00	0.00	0.00	20.00
5070 - RECRUITMENT & RETENTION	766.28	0.00	0.00	0.00	0.00	766.28
Total 5000 - ADMINISTRATIVE	6,735.55	0.00	170.38	500.00	0.00	7,425.93
5200 - PAID POSITION						
5205 - Base Salary	0.00	0.00	0.00	20,730.82	0.00	20,730.82
5215 - CVFD SS & Medicare Tax Match	0.00	0.00	0.00	1,585.98	0.00	1,585.98
Total 5200 - PAID POSITION	0.00	0.00	0.00	22,316.80	0.00	22,316.80
5300 - BUILDING AND GROUNDS						
5310 - Janitorial Supplies	102.34	0.00	0.00	0.00	0.00	102.34
5320 - Repairs and Maintenance	3,916.88	0.00	0.00	0.00	0.00	3,916.88
5325 - Farm&YardEquip Repl/Rep/New	1,296.55	0.00	0.00	0.00	0.00	1,296.55
5330 - Electrical Service	912.24	0.00	0.00	0.00	0.00	912.24
5335 - Telephone Service	1,703.49	0.00	0.00	0.00	0.00	1,703.49
Total 5300 - BUILDING AND GROUNDS	7,937.50	0.00	0.00	0.00	0.00	7,937.50
6000 - INSURANCE						
6005 - Building and Property	1,800.00	0.00	0.00	0.00	0.00	1,800.00
6010 - Vehicle	3,572.00	0.00	0.00	0.00	0.00	3,572.00
6015 - Personnel Coverage	9,346.00	0.00	0.00	0.00	0.00	9,346.00
Total 6000 - INSURANCE	14,718.00	0.00	0.00	0.00	0.00	14,718.00
7000 - OPERATIONS						
7010 - Fuel-Vehicle and Equipment	17.17	0.00	0.00	0.00	0.00	17.17
7012 - Fuelman-Vehicles & Equipment	1,397.68	0.00	0.00	0.00	0.00	1,397.68
7020 - Fire Extinguisher Test/Repr	183.90	0.00	0.00	0.00	0.00	183.90
7030 - First Responder Supplies	40.00	0.00	0.00	0.00	0.00	40.00
7035 - Ladder, Pump & Hose Testing	2,434.70	0.00	0.00	0.00	0.00	2,434.70
7040 - Minor Tools	290.58	0.00	0.00	0.00	0.00	290.58
7045 - Veh/Equip Lights-Decals-Safety	89.59	0.00	0.00	0.00	0.00	89.59
7050 - Personal Protect Equip-PPE	2,265.76	0.00	0.00	0.00	0.00	2,265.76
7060 - Rehabilitation Supplies	312.13	0.00	59.58	0.00	0.00	371.71
7070 - SCBA Testing/Hydro/Face/Msk/Pack	585.16	0.00	0.00	0.00	0.00	585.16
7080 - Vehicle Maintenance/Repair	1,661.55	0.00	0.00	0.00	0.00	1,661.55
7085 - Vehicle Maint/Repr(Vendor)	228.98	0.00	0.00	0.00	0.00	228.98
7090 - Equipment Reprint(Fire Fightg)	87.80	0.00	0.00	0.00	0.00	87.80
7095 - Fire Fighting Equipment - NEW	981.75	0.00	0.00	0.00	0.00	981.75
7100 - Rescue Equipment - NEW	374.61	0.00	0.00	0.00	0.00	374.61
Total 7000 - OPERATIONS	10,951.30	0.00	59.58	0.00	0.00	11,010.94
8000 - TRAINING						
8020 - Training -VENDOR	372.46	0.00	0.00	0.00	0.00	372.46

3:41 PM
03/15/21
Cash Basis

Cassle Volunteer Fire Department
Profit & Loss by Class
October 2020 through February 2021

	ESD	ESDC	FD	FDE	FDG	TOTAL
8025 - Per Diem Travel/Lodging	901.73	0.00	0.00	0.00	0.00	901.73
Total 8000 - TRAINING	1,274.19	0.00	0.00	0.00	0.00	1,274.19
9000 - PUBLIC RELATIONS						
9025 - Recognition/Thank You	819.77	0.00	0.00	0.00	0.00	819.77
Total 9000 - PUBLIC RELATIONS	819.77	0.00	0.00	0.00	0.00	819.77
9500 - CAPITAL EXPENDITURES						
9515 - Fire Equipment-Folding Water Tk	0.00	1,805.00	0.00	0.00	0.00	1,805.00
9518 - Fire Monitor Nozzle for T1#4448	0.00	1,680.95	0.00	0.00	0.00	1,680.95
9533 - UTV--W/PUMP, TANK, & TRAILER	0.00	21,010.00	5,500.00	0.00	307.05	26,817.05
9566 - K-12 Saw-for cutting metal	0.00	1,371.65	0.00	0.00	0.00	1,371.65
Total 9500 - CAPITAL EXPENDITURES	0.00	25,857.60	5,500.00	0.00	307.05	31,674.65
Total Expense	42,436.37	25,857.60	5,729.96	22,816.80	307.05	97,157.78
Net Income	15,856.67	6,263.48	4,345.04	4,821.93	9,692.95	40,879.99

3:38 PM
03/15/21
Accrual Basis

**Cassie Volunteer Fire Department
Profit & Loss Detail
February 2021**

Date	Name	Memo	Class	Amount
Income				
4000 - Income				
4010 - Individual Donations				
02/25/2021	Individual Don...	Craig Smelns-general thank you donation	FD	100.00
Total 4010 - Individual Donations				100.00
4025 - Grants				
02/25/2021	Exxon Mobil-PL...	Wink to Webster Pipeline-Good Neighbor Gr...	FDG	10,000.00
Total 4025 - Grants				10,000.00
Total 4000 - Income				10,100.00
Total Income				10,100.00
Expense				
5000 - ADMINISTRATIVE				
5005 - Accounting				
02/22/2021	Chase Card S...	Taben&Burnett-preparation of Form 990N Ta...	ESD	250.00
02/22/2021	Chase Card S...	Taben&Burnett-Payroll processing for Jan, Fe...	FDE	250.00
Total 5005 - Accounting				500.00
5040 - Subscrip/Dues/Membership/RecMgmt				
02/22/2021	Chase Card S...	YMCA-January membership-D. Shields-seni...	ESD	30.00
02/22/2021	Chase Card S...	YMCA-January membership-G.Sanchez-seni...	ESD	49.00
02/22/2021	Chase Card S...	YMCA-January membership-D.Curtis-family	ESD	58.00
02/22/2021	Chase Card S...	YMCA-January membership-C.Kelley-family	ESD	58.00
02/22/2021	Chase Card S...	YMCA-February membership-D.Shields-seni...	ESD	30.00
02/22/2021	Chase Card S...	Your First Dues-managed web hosting for Feb...	ESD	30.00
02/22/2021	Chase Card S...	YMCA-February membership-G.Sanchez-sa...	ESD	49.00
02/22/2021	Chase Card S...	YMCA-February membership-D.Curtis-family	ESD	58.00
02/22/2021	Chase Card S...	YMCA-February membership-C.Kelley-family	ESD	58.00
02/22/2021	Chase Card S...	Emergency Reporting-reporting system for J...	ESD	184.91
Total 5040 - Subscrip/Dues/Membership/RecMgmt				604.91
Total 5000 - ADMINISTRATIVE				1,104.91
5200 - PAID POSITION				
5205 - Base Salary				
02/11/2021	Derick R Curtis	Salary - Payroll for period beginning 2-1-21 a...	FDE	1,884.62
02/24/2021	Derick R Curtis	Salary-Payroll for period beginning 2-15-21 a...	FDE	1,884.62
Total 5205 - Base Salary				3,769.24
5215 - CVFD SS & Medicare Tax Match				
02/11/2021	Derick R Curtis	Payroll for period beginning 2-1-21 and endi...	FDE	144.18
02/24/2021	Derick R Curtis	Payroll for period beginning 2-15-21 and endi...	FDE	144.18
Total 5215 - CVFD SS & Medicare Tax Match				288.36
Total 5200 - PAID POSITION				4,057.60
5300 - BUILDING AND GROUNDS				
5320 - Repairs and Maintenance				
02/22/2021	Chase Card S...	Lowes-3000 psi power washer, 36 in spray w...	ESD	591.92
02/22/2021	Chase Card S...	Lowes-credit for 25-50lb bags of concrete -no...	ESD	-74.50
02/22/2021	Chase Card S...	Lowes-25-50lb bags of concrete needed to s...	ESD	109.50
02/22/2021	Chase Card S...	Lowes-31-50lb bags of concrete needed to s...	ESD	103.78
Total 5320 - Repairs and Maintenance				730.70
5325 - Furn&YardEquip Repl/Rep/New				
02/22/2021	Chase Card S...	Lowes-1-41 inch-10 drawer tool chest to repl...	ESD	439.00
02/22/2021	Chase Card S...	Amazon-1-tool box organizer for new tool chest	ESD	14.99
02/22/2021	Chase Card S...	Lowes-4-24 inch floor squeeges to replace cl...	ESD	77.94
02/22/2021	Chase Card S...	Amazon-4sets for various tool organizers for ...	ESD	79.22
Total 5325 - Furn&YardEquip Repl/Rep/New				611.15
5330 - Electrical Service				

3:36 PM
03/15/21
Accrual Basis

**Cassie Volunteer Fire Department
Profit & Loss Detail
February 2021**

Date	Name	Memo	Class	Amount
02/15/2021	PEC	Acc#300009825-monthly statement for the ...	ESD	252.36
Total 5330 - Electrical Service				252.36
5335 - Telephone Service				
02/22/2021	Chase Card S...	VZWRL55-internet and phone service for the...	ESD	341.08
Total 5335 - Telephone Service				341.08
Total 5300 - BUILDING AND GROUNDS				1,935.29
6600 - INSURANCE				
6615 - Personnel Coverage				
02/23/2021	Air Medicare N...	Inv# 7434-20201223-for household air ambul...	ESD	975.00
Total 6615 - Personnel Coverage				975.00
Total 6600 - INSURANCE				975.00
7000 - OPERATIONS				
7012 - Fuelman-Vehicles & Equipment				
02/23/2021	Fuelman	1-5-21-4460-1-EMS, 1-MA-HV-21-00001, reg...	ESD	35.34
02/23/2021	Fuelman	1-9-21-4460-1-Auto and regular fill up	ESD	24.28
02/23/2021	Fuelman	1-13-21-4460-1-MA-Oakdale-21-00004-1-Fire, ...	ESD	34.70
02/23/2021	Fuelman	1-18-21-4460-4-EMS, 1,MA-HV-21-00007	ESD	33.15
02/23/2021	Fuelman	1-28-21-4460-2-EMS, meetings, regular fill up	ESD	40.27
02/23/2021	Fuelman	1-17-21-4450-pump-MA, Bertram-21-00011	ESD	7.29
02/23/2021	Fuelman	1-12-21-4420-regular fill up	ESD	18.17
02/23/2021	Fuelman	1-18-21-4421-regular fill up	ESD	23.44
02/23/2021	Fuelman	1-4-21-4440-regular fill up	ESD	42.50
02/23/2021	Fuelman	1-10-21-4440-MA Oakdale-21-00004	ESD	25.22
02/23/2021	Fuelman	1-17-21-4440-MA Bertram-21-00011	ESD	21.52
02/23/2021	Fuelman	1-17-21-4450-MA Bertram-21-00011	ESD	39.36
02/23/2021	Fuelman	1-27-21-4451-regular fill up	ESD	34.55
Total 7012 - Fuelman-Vehicles & Equipment				379.79
7030 - First Responder Supplies				
02/22/2021	Chase Card S...	Choice-2-exchange of D-O2 tanks	ESD	40.00
Total 7030 - First Responder Supplies				40.00
7050 - Personal Protect Equip-PPE				
02/22/2021	Chase Card S...	MY-LDR-10-accountability tags for vehicles t...	ESD	116.85
Total 7050 - Personal Protect Equip-PPE				116.85
7070 - SCBA Testing/Hydro/FaceMsk/Pack				
02/22/2021	Chase Card S...	IN-GASES-Hydrostatic testing for 8 SCBA bo...	ESD	178.00
02/22/2021	Chase Card S...	IN-GASES-Hydrostatic testing for 8 SCBA bo...	ESD	178.00
02/23/2021	Municipal Em...	Inv#-IN1548025-for 3 battery PCB sensors fo...	ESD	233.16
Total 7070 - SCBA Testing/Hydro/FaceMsk/Pack				585.16
7080 - Vehicle Maintenance/Repair				
02/22/2021	Chase Card S...	SP-Bulletproof-long trailer hitch for B3 to be ...	ESD	389.05
02/22/2021	Chase Card S...	PARTSVU-T-brace for guardian bolt-on motor...	ESD	21.86
Total 7080 - Vehicle Maintenance/Repair				410.91
7095 - Fire Fighting Equipmt - NEW				
02/22/2021	Chase Card S...	Fire Hose-couplers for draft hoses for Rower 1	ESD	48.75
02/22/2021	Chase Card S...	MTECH-Draft Hose Kit-includes connctor an...	ESD	160.26
Total 7095 - Fire Fighting Equipmt - NEW				209.01
Total 7000 - OPERATIONS				1,741.72
Total Expense				9,814.52
Net Income				285.48



Request for Approval and Funding of Capital Expenditures

Cassie Volunteer Fire Department and EMS INC.

Burnet County, TX

Service Provider for Burnet County ESD #2

Staffed by Professional Volunteers Since 1977

"Guardians of Our Communities"



Cassie VFD is seeking approval and funding for the following Capital Expenditures.

Items	Description	QTY	Amount
HVAC	Ductless HVAC	2	\$7,135.00
Electric	Wiring	2	\$500.00
Total			\$7,635.00

Requested funding for HVAC and Electric is \$7,635.00



Cassie VFD
3900 Farm to Market Road 690
Barnet, TX 78611

📞 (833) 613-7524
✉️ frechie4401@cassievfd.com

ESTIMATE	#784
SCHEDULED DATE	Mon Mar 1, 2021 9:00am
TOTAL	\$7,134.98

CONTACT US
14600 W State Hwy 29
Liberty Hill, TX 78642

📞 (512) 277-4231
✉️ dillard.drake@libertyairllc.com

ESTIMATE

Services	amount
Mitsubishi 1.5 Ton Heat Pump Mini Split Estimate is to install a 1.5 ton mini split in office. System will come with a 10 year parts warranty and a 1 year labor warranty. Price includes all taxes, materials and labor. Also includes condenser pads and line set covers. Electrician will need to provide 230V to outdoor unit.	\$3,238.77
Mitsubishi 2.5 Ton Heat Pump Mini Split Estimate is to install a 2.5 ton mini split in kitchen. System will come with a 10 year parts warranty and a 1 year labor warranty. Price includes all taxes, materials and labor. Also includes condenser pads and line set covers. Electrician will need to provide 230V to outdoor unit.	\$3,896.21
Subtotal	\$7,134.98
Tax (Texas Rate 8.25%)	\$0.00
Total	\$7,134.98

We are grateful to have you as our customer

2:38 PM
03/09/21
Cash Basis

Burnet County Emergency Services District #2
Balance Sheet
As of February 28, 2021

	<u>Feb 28, 21</u>
ASSETS	
Current Assets	
Checking/Savings	
Certificate of Deposit 33696	156,315.81
First State Bank of Burnet	229,957.01
Total Checking/Savings	<u>386,272.82</u>
Total Current Assets	<u>386,272.82</u>
TOTAL ASSETS	<u>386,272.82</u>
LIABILITIES & EQUITY	
Equity	
Unrestricted Net Assets	286,116.21
Net Income	99,756.61
Total Equity	<u>385,872.82</u>
TOTAL LIABILITIES & EQUITY	<u>385,872.82</u>

Respectfully submitted, Richard Bremer, Treasurer

Page 1

Some Excel features can't be displayed in Goo

	A	B	C	D	G	AK	AS	AW
1	AQANWBZAS				TOTAL			
2					Budget	Feb 21	Oct '20 - Feb 21	\$ Over Budget
3	Income							
4	Government Contracts							
5				Local Government Contracts	240,308.00	51,128.39	231,778.22	-8,529.78
6				Government Contracts - Other	0.00	0.00	0.00	0.00
7				Total Government Contracts	240,308.00	51,128.39	231,778.22	-8,529.78
8				Interest Earned	90.00	7.87	27.63	-62.37
9	Investments							
10				Interest-Savings, Short-term CD	0.00	0.00	175.18	175.18
11				Total Investments	0.00	0.00	175.18	175.18
12				Refund	489.00	0.00	0.00	-489.00
13				Reimburse Expenses	0.00	0.00	0.00	0.00
14				Total Income	240,887.00	51,136.26	231,981.03	-8,905.97
15	Expense							
16	Contract Services							
17				Accounting Fees	6,700.00	0.00	6,818.58	118.58
18				Cassie Volunteer Fire Dept	169,832.00	0.00	84,916.00	-84,916.00
19				CVFD-Capital Expenditures	45,000.00	0.00	32,131.00	-12,869.00
20				Insurance-Liability & D.O.	1,572.00	0.00	1,523.00	-49.00
21				Insurance-Workers Compensation	358.00	0.00	310.00	-48.00
22				Legal Fees	2,560.00	0.00	2,398.92	-161.08
23				Outside Contract Services	3,897.00	0.00	973.15	-2,923.85
24				Total Contract Services	229,919.00	0.00	129,070.65	-100,848.35
25	Operations							
26				Meeting space fees	600.00	0.00	300.00	-300.00
27				Newspaper Advertisement	100.00	0.00	0.00	-100.00
28				Postage, Mail Service	96.00	22.00	22.00	-74.00
29				Total Operations	796.00	22.00	322.00	-474.00
30	Other Types of Expenses							
31				Memberships and Dues	275.00	0.00	0.00	-275.00
32				Other Costs	1,000.00	0.00	0.00	-1,000.00
33				Sales Tax Election Expenses	2,000.00	0.00	2,831.77	831.77
34				Total Other Types of Expenses	3,275.00	0.00	2,831.77	-443.23
35	Travel and Meetings							
36				Conference, Convention, Meeting	1,500.00	0.00	0.00	-1,500.00
37				Travel	600.00	0.00	0.00	-600.00
38				Total Travel and Meetings	2,100.00	0.00	0.00	-2,100.00
39				Total Expense	236,090.00	22.00	132,224.42	-103,865.58
40				Net Income	4,797.00	51,114.26	99,756.61	94,959.61