



BURNET COUNTY EMERGENCY SERVICES DISTRICT #2
P.O. BOX 249
BUCHANAN DAM, TEXAS 78609-0249

Minutes (Official) – May 27, 2021

1. (AI)¹ Call meeting to order

(AD)²At 9:59 a.m., May 27, 2021, the Regular Meeting of the Board of Emergency Service Commissioners of Burnet County Emergency Services District #2 was called to order in the Cassie Community Center, 3920 RR 690, Burnet, Texas 78611. Notice of this meeting (Enclosure 1) had been previously posted at the Burnet County Courthouse, the Cassie Community Center, and the Cassie VFD website (www.cassievfd.com) in compliance with the provisions of Chapter 551, Texas Government Code.

2. (AI) Establish a quorum

(AD) Board member in attendance were:

Ben Schneider

Richard Bremer

Sharon Barclay

Robbie Cheatham

Donna Kiley - Absent

Commissioner Schneider confirmed a quorum was present

3. (AI) Pledge of Allegiance

(AD) The quorum having been established, the Pledge of Allegiance to the United States was rendered with appropriate honors

4. (AI) Invocation

(AD) The Invocation was offered by Commissioner Bremer

¹ AI – Agenda Item

² AD – Action and/or Discussion by BCESD-2Commissioners

5. (AI) Welcome guests

(AD) Commissioner Schneider welcomed to the meeting:

CVFD EMS Treasurer Laura Schneider

CVFD Chief Curtis

6. (AI) Comments from the Board and Public not scheduled on the agenda may speak, however no action can be taken on these items and the Board will not debate the comments at this meeting. Comments regarding specific agenda items should occur when the item is called

(AD) Commissioner Schneider called for comments from the Board or guests.

Commissioner Schneider brought forth an invitation being hosted by Burnet County ESD #9 for a meeting to discuss local ESD topics. The meeting will be held on June 1 at the Marble Falls Library at 8:30 a.m.; Commissioner Barclay volunteered to attend.

Commissioner Bremer discussed the email that the Commissioners had received recently from SAFE-D asking for ideas for topics and education ideas. He is going to respond to discuss topics related to differences between small versus large ESD's.

7. (AI) Accept minutes from April 22, 2021 meeting

(AD) Commissioner Schneider called for corrections to the April 22, 2021 Meeting Minutes; with no additional changes the Minutes were accepted as presented.

8. (AI) Report from the Cassie VFD Chief

- **Number and types of calls**
- **Training activity**
- **Other department activities**

(AD) Chief Curtis reported for the month of April that Cassie VFD responded to 10 calls, 5 EMS/5 Fire; there were 5 Mutual Aid calls. YTD Calls – 60 calls, 29 EMS/31 Fire; 25 Mutual Aid given/3 received. Average response time all calls 17.12 for April and 13.31 YTD; with In-District response of 8.93 for April. Average personnel per call in April was 4. (Enclosure 2)

Chief Curtis reported utilizing the UTV on two calls during the month with great success.

9. (AI) Approve budgeted Capital Expenditure, if appropriate

(AD) There were no Capital Expenditure items for May.

10. (AI) CVFD Financial Report

(AD) Mrs. Schneider reported that the April balance in checking is \$116,761.74. Total expenses were \$24,659.54 which included larger items such as Insurance, Fuel, Air Evac dues, and the capital expense item of the trailer. Mrs. Schneider further explained costs by class and budget versus actual costs and reported that CVFD continues to run under-budget for the year. (Enclosure 3) Mrs. Schneider also reported that CVFD had approved allocation of the FDMA toward the purchase of the CAD system.

11. (AI) Treasurer Report for ESD #2

(AD) Commissioner Bremer presented the Treasurer's Report. The April 2021 balance was- CD \$156,489.26, Checking \$179,067.49, and the Sales Tax Account is 2481.60 for a total of \$336,038.35. (Enclosure 4)

Commissioner Bremer stated that the first disbursement from the Comptroller's Office for the Sales Tax Revenue was deposited to the account on May 18 for a total of \$405.85.

There were no further questions; the Treasurer's Report was accepted as presented.

11. (AI) Discussion and/or action concerning the disbursement of ESD #2 funds

(AD) Commissioner Bremer discussed anticipated upcoming expenses to the Burnet County Appraisal District for the Quarterly payment and the completion of the SAFE-D Dues.

12. (AI) Progress update of the Sales Tax administration program for ESD #2.

(AD) Commissioner Barclay provided an update on the status of the administration of the Sales Tax program. Utilizing the information from the State, Commissioner Barclay reported not being able to specifically find who paid taxes in April, only for the past 4 years. She reported asking for guidance from the Comptrollers Office as to how to find this information.

13. (AI) Progress update in selecting a credit card service provider

(AD) Commissioner Bremer reported meeting significant obstacles while trying to obtain a credit card for the ESD. Commissioner Schneider made the motion that Commissioners would utilize their personal credit cards and submit receipts for reimbursement while conducting ESD business; the motion passed unanimously.

14. (AI) Texas Legislature HB 553

(AD) Commissioner Schneider reported sending correspondence to Judge Oakley and County Commissioner Luther regarding HB 553. This bill would have required ESD Budgets and Tax rates to also go to the Commissioners Court for approval. The current status of this bill is it was sent back for further study. Commissioner Schneider provided a written synopsis of action taken. (Enclosure 5)

15. (AI) Mark your calendar for September 16 thru 18, 2021. (Schneider)

- **Review of the 87th Legislature and ESD operational training.**
- **Fort Worth Convention Center.**
- **SAFE-D registration begins June 1, 2021.**
- **Hotel information hand out.**

(AD) Commissioner Schneider led discussion on the upcoming ESD Update and Training set for September 16-18 in Fort Worth. There should be information and registration on the SAFE-D website beginning June 1.

16. (AI) Calendar of Events for June 2021.

- A. CVFD present their operational budget projection for Fiscal Year 2022.**
- B. Review previously approved CVFD capital expenditures for current month**

(AD) Commissioner Schneider presented the stated upcoming topics for the June 2021 meeting.

Commissioner Schneider also submitted his Letter of Resignation from the ESD Board to be effective June 2. (Enclosure 6) There was much discussion related to future Board composition. Commissioner Bremer will compose the Agenda for the next meeting and all positions will be discussed at that time.

17. (AI) Next meeting, at 10:00 AM on Thursday, June 24, 2021

(AD) Commissioner Schneider announced the next regular meeting of BCESD #2 for Thursday, June 24, 2021 at 10:00 a.m.

19. (AI) Adjourn

(AD) With no additional business, the BCESD#2 May 27, 2021 meeting was adjourned at 11:02 a.m. by Commissioner Schneider.

Sharon K. Barclay
Secretary
Emergency Service District 2
Burnet County
May 27, 2021

Benjamin H. Schneider
President
Emergency Service District 2
Burnet County
May 27, 2021



BURNET COUNTY EMERGENCY SERVICES DISTRICT #2
P.O. BOX 249
BUCHANAN DAM, TEXAS 78609-0249

NOTICE OF REGULAR MEETING

In compliance with the provisions of Chapter 551, Texas Government Code, notice is hereby given of a Regular Meeting of the Board of Emergency Services Commissioners of Burnet County Emergency Services District #2, to be held at the Cassie Community Center located at 3920 RR 690, Burnet, Texas, 78611 at 10:00 AM on Thursday, May 27, 2021. This agenda is posted in the Burnet County Courthouse, at the Cassie Community Center and on the cassiebfd.com website.

The following agenda items will be discussed, considered and action taken as appropriate:

AGENDA

1. Call meeting to order. (Schneider)
2. Establish a quorum. (Schneider)
3. Pledge of Allegiance. (Schneider)
4. Invocation. (Bremer)
5. Welcome guests. (Schneider)
6. Comments from the Board and Public not scheduled on the agenda may speak, however no action can be taken on these items and the Board will not debate the comments at this meeting. Comments regarding specific agenda items should occur when the item is called.
7. Accept minutes from April 22, 2021 meeting. (Schneider)



BURNET COUNTY EMERGENCY SERVICES DISTRICT #2
P.O. BOX 249
BUCHANAN DAM, TEXAS 78609-0249

8. Report from the Cassie VFD's Chief. (Curtis)
 - Number and types of calls
 - Training Activity
 - Other Department Activities
9. Review approved budgeted Capital expenditures for May 2021.
10. Cassie VFD's Treasurer's Report. (L. Schneider)
11. ESD #2 Treasurer's Report. (Bremer)
12. Discussion and/or action regarding the disbursement of funds. (Bremer)
13. Administrative update of the Sales Tax program for ESD #2. (Barclay)
14. Update the progress in selecting a credit card service provider. (Bremer)
15. Texas Legislature HB 553. (Schneider)
16. Mark your calendar for September 16 thru 18, 2021. (Schneider)
 - Review of the 87th Legislature and ESD operational training.
 - Fort Worth Convention Center.
 - SAFE-D registration begins June 1, 2021.
 - Hotel information hand out.
17. Calendar of events for June 2021. (Schneider)
 - A. CVFD present their operational budget projection for physical year 2022.
 - B. Review previously approved CVFD capital expenditures for current month.



BURNET COUNTY EMERGENCY SERVICES DISTRICT #2
P.O. BOX 249
BUCHANAN DAM, TEXAS 78609-0249

18. Next meeting, 10:00 AM Thursday, June 24, 2021.

19. Adjourn.

Benjamin H. Schneider, President

Cassie VFD/ Burnet ESD 2

Burnet, TX
 This report was generated on 5/18/2021 10:23:30 AM




Incident Statistics

Zone(s): All Zones | Start Date: 04/01/2021 | End Date: 04/30/2021

INCIDENT COUNT			
INCIDENT TYPE		# INCIDENTS	
EMS		5	
FIRE		5	
TOTAL		10	
TOTAL TRANSPORTS (N2 and N3)			
APPARATUS	# of APPARATUS TRANSPORTS	# of PATIENT TRANSPORTS	TOTAL # of PATIENT CONTACTS
C-60	1	1	1
TOTAL	1	1	1
PRE-INCIDENT VALUE		LOSSES	
\$0.00		\$0.00	
CO CHECKS			
TOTAL			
MUTUAL AID			
Aid Type		Total	
Aid Given		5	
OVERLAPPING CALLS			
# OVERLAPPING		% OVERLAPPING	
0		0	
LIGHTS AND SIREN - AVERAGE RESPONSE TIME (Dispatch to Arrival)			
Station	EMS	FIRE	
Cassie VFD-Elms Station	0:14:24	0:31:11	
AVERAGE FOR ALL CALLS		0:19:29	
LIGHTS AND SIREN - AVERAGE TURNOUT TIME (Dispatch to Enroute)			
Station	EMS	FIRE	
Cassie VFD-Elms Station	0:06:18	0:15:15	
AVERAGE FOR ALL CALLS		0:08:36	
AGENCY		AVERAGE TIME ON SCENE (MM:SS)	
Cassie VFD/ Burnet ESD 2		87:37	

Only Reviewed Incidents included. EMS for Incident counts includes only 300 to 399 Incident Types. All other incident types are counted as FIRE. CO Checks only includes Incident Types: 424, 736 and 734. # Apparatus Transports = # of incidents where apparatus transported. # Patient Transports = All patients transported by EMS. # Patient Contacts = # of PCR contacted by apparatus. This report now returns both NEMESIS 2 & 3 data as appropriate. For overlapping calls that span over multiple days, total per month will not equal Total count for year.



Cassie VFD/ Burnet ESD 2

Burnet, TX
 This report was generated on 5/18/2021 10:24:12 AM



Incident Statistics

Zone(s): All Zones | Start Date: 01/01/2021 | End Date: 04/30/2021

INCIDENT COUNT			
INCIDENT TYPE		# INCIDENTS	
EMS		29	
FIRE		31	
TOTAL		60	
TOTAL TRANSPORTS (N2 and N3)			
APPARATUS	# of APPARATUS TRANSPORTS	# of PATIENT TRANSPORTS	TOTAL # of PATIENT CONTACTS
C-60	1	1	1
TOTAL	1	1	1
PRE-INCIDENT VALUE		LOSSES	
\$0.00		\$0.00	
CO CHECKS			
424 - Carbon monoxide incident		1	
TOTAL		1	
MUTUAL AID			
Aid Type		Total	
Aid Given		25	
Aid Received		3	
OVERLAPPING CALLS			
# OVERLAPPING		% OVERLAPPING	
2		3.33	
LIGHTS AND SIREN - AVERAGE RESPONSE TIME (Dispatch to Arrival)			
Station	EMS	FIRE	
Cassie VFD-Elms Station	0:10:56	0:25:31	
AVERAGE FOR ALL CALLS		0:15:47	
LIGHTS AND SIREN - AVERAGE TURNOUT TIME (Dispatch to Enroute)			
Station	EMS	FIRE	
Cassie VFD-Elms Station	0:03:24	0:08:42	
AVERAGE FOR ALL CALLS		0:04:59	
AGENCY		AVERAGE TIME ON SCENE (MM:SS)	
Cassie VFD/ Burnet ESD 2		58:21	

Only Reviewed Incidents included. EMS for Incident counts includes only 300 to 399 Incident Types. All other incident types are counted as FIRE. CO Checks only includes Incident Types: 424, 736 and 734. # Apparatus Transports = # of incidents where apparatus transported. # Patient Transports = All patients transported by EMS. # Patient Contacts = # of PCR contacted by apparatus. This report now returns both NEMESIS 2 & 3 data as appropriate. For overlapping calls that span over multiple days, total per month will not equal Total count for year.

EMERGENCY REPORTING
 emergencyreporting.com
 Doc Id: 1645
 Page # 1 of 1

Cassie VFD/ Burnet ESD 2

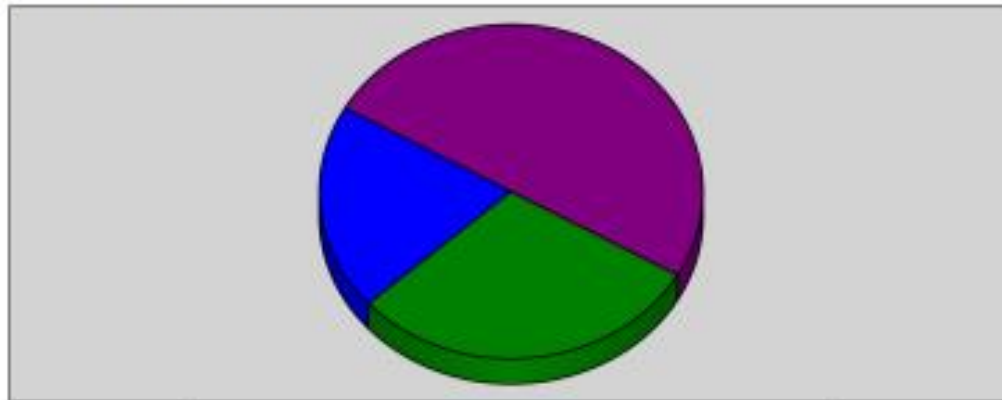
Burnet, TX

This report was generated on 5/18/2021 10:26:55 AM



Major Incident Types by Month for Date Range

Start Date: 04/01/2021 | End Date: 04/30/2021



■ Fire ■ Good Intent Call ■ Rescue & Emergency Medical Service Incident

INCIDENT TYPE	APR	TOTAL
Fire	3	3
Good Intent Call	2	2
Rescue & Emergency Medical Service Incident	5	5
Total	10	10

Only REVIEWED incidents included

 **EMERGENCY REPORTING**
www.emergencyreporting.com
Doc ID: 496
Page # 1 of 1

Cassie VFD/ Burnet ESD 2

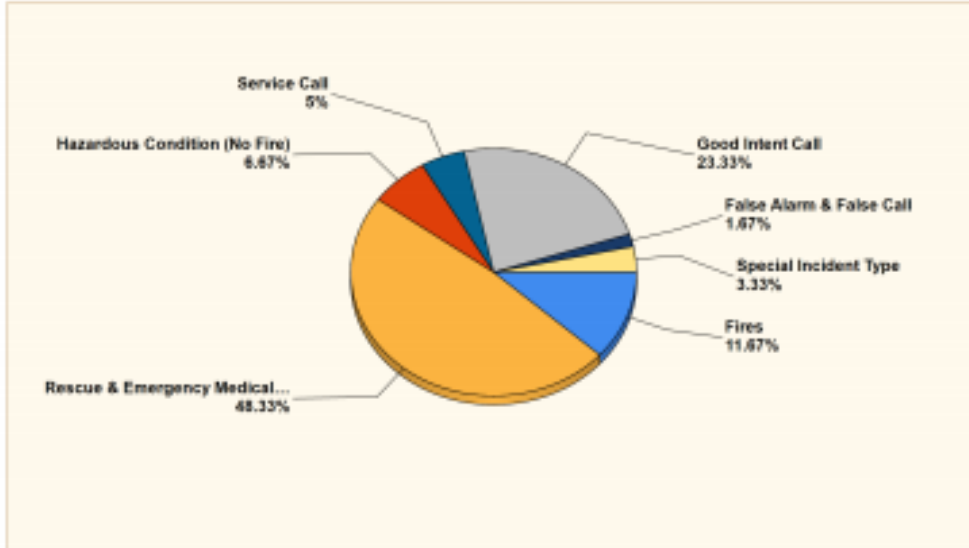


Burnet, TX

This report was generated on 5/18/2021 10:28:15 AM

Breakdown by Major Incident Types for Date Range

Zone(s): All Zones | Start Date: 01/01/2021 | End Date: 04/30/2021



MAJOR INCIDENT TYPE	# INCIDENTS	% of TOTAL
Fires	7	11.67%
Rescue & Emergency Medical Service	29	48.33%
Hazardous Condition (No Fire)	4	6.67%
Service Call	3	5%
Good Intent Call	14	23.33%
False Alarm & False Call	1	1.67%
Special Incident Type	2	3.33%
TOTAL	60	100%

Only REVIEWED and/or LOCKED IMPORTED incidents are included. Summary results for a major incident type are not displayed if the count is zero.

Detailed Breakdown by Incident Type		
INCIDENT TYPE	# INCIDENTS	% of TOTAL
112 - Fires in structure other than in a building	2	3.33%
121 - Fire in mobile home used as fixed residence	1	1.67%
141 - Forest, woods or wildland fire	1	1.67%
142 - Brush or brush-and-grass mixture fire	1	1.67%
143 - Grass fire	2	3.33%
321 - EMS call, excluding vehicle accident with injury	26	43.33%
324 - Motor vehicle accident with no injuries	2	3.33%
381 - Rescue or EMS standby	1	1.67%
424 - Carbon monoxide incident	1	1.67%
441 - Heat from short circuit (wiring), defective/worn	1	1.67%
444 - Power line down	1	1.67%
460 - Accident, potential accident, other	1	1.67%
520 - Water problem, other	1	1.67%
522 - Water or steam leak	1	1.67%
553 - Public service	1	1.67%
611 - Dispatched & cancelled en route	10	16.67%
622 - No incident found on arrival at dispatch address	2	3.33%
631 - Authorized controlled burning	2	3.33%
745 - Alarm system activation, no fire - unintentional	1	1.67%
900 - Special type of incident, other	2	3.33%
TOTAL INCIDENTS:	60	100%

Only REVIEWED and/or LOCKED IMPORTED incidents are included. Summary results for a major incident type are not displayed if the count is zero.



Cassie VFD/ Burnet ESD 2

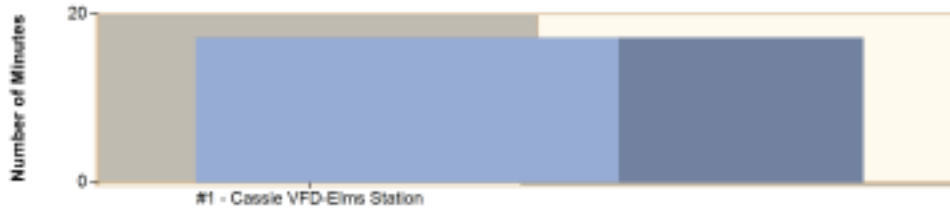
Burnet, TX

This report was generated on 5/18/2021 10:28:41 AM



Average Response Time per Station for Date Range

Start Date: 04/01/2021 | End Date: 04/30/2021



STATION	AVERAGE RESPONSE MM:SS (Dispatch to Arrived)
#1 - Cassie VFD-Elms Station	17:12

Average Response Time per Station for Date Range

Start Date: 01/01/2021 | End Date: 04/30/2021

STATION	AVERAGE RESPONSE MM:SS (Dispatch to Arrived)
#1 - Cassie VFD-Elms Station	13:31

AVERAGE RESPONSE TIME calculated from the average time difference between DISPATCH and ARRIVED times on Basic Info 4. Only REVIEWED incidents included.

 **EMERGENCY
REPORTING**
emergencyreporting.com
Doc Id: 56
Page # 1 of 1

Cassie VFD/ Burnet ESD 2

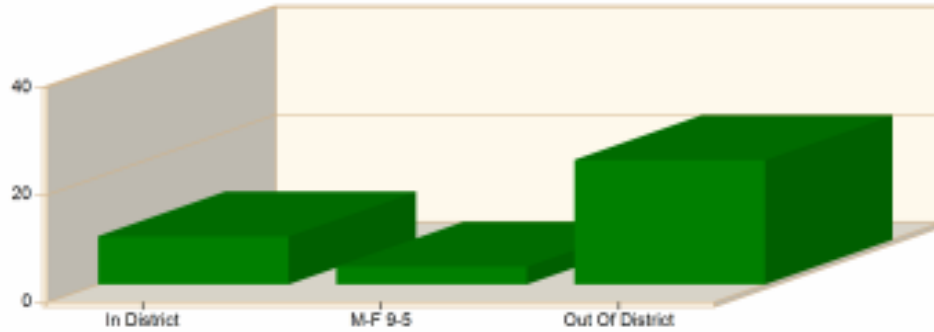
Burnet, TX

This report was generated on 5/18/2021 10:30:02 AM



Incident Average Response Time per Shift for Date Range

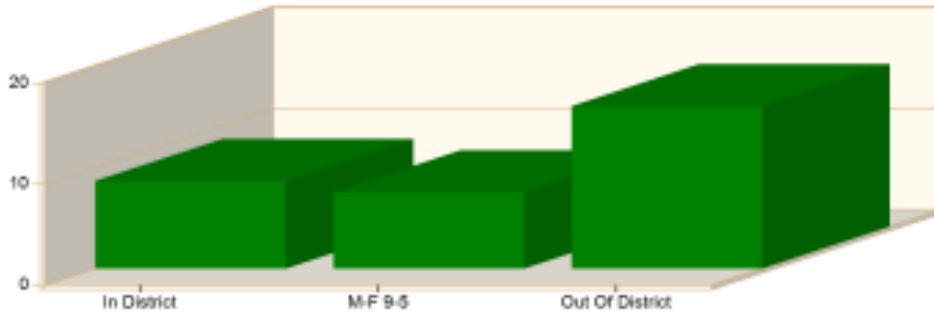
Start Date: 04/01/2021 | End Date: 04/30/2021



SHIFT	AVERAGE RESPONSE TIME (min) (Dispatch to Arrived)	CALLS
In District	8.93	4
M-F 9-5	3.30	1
Out Of District	23.15	5
Total Number of Calls:		10

Incident Average Response Time per Shift for Date Range

Start Date: 01/01/2021 | End Date: 04/30/2021



SHIFT	AVERAGE RESPONSE TIME (min) (Dispatch to Arrived)	CALLS
In District	8.65	23
M-F 9-5	7.53	10
Out Of District	16.06	24
Total Number of Calls:		57

Incident Average Response Time calculated from Dispatch to first arriving unit apparatus Arrived time. Only Reviewed incidents are included. Incidents that are Cancelled with no apparatus actually arriving are not part of the incident count.



Cassie VFD/ Burnet ESD 2

Burnet, TX

This report was generated on 5/18/2021 10:32:02 AM



Personnel Count per Incident for Date Range

Start Date: 04/01/2021 | End Date: 04/30/2021

INCIDENT				NUMBER OF PEOPLE		
NUMBER	DATE	INCIDENT TYPE	FID	ON APPARATUS	NOT ON APPARATUS	TOTAL
2021-2100051	4/2/2021 21:06:04	321 - EMS call, excluding vehicle accident with injury	BP208	3	0	3
2021-2100052	4/3/2021 21:11:00	631 - Authorized controlled burning	BP208	5	1	6
2021-2100053	4/8/2021 14:19:25	321 - EMS call, excluding vehicle accident with injury	BP208	3	0	3
2021-2100054	4/15/2021 11:35:56	321 - EMS call, excluding vehicle accident with injury	BP208	2	2	4
2021-2100055	4/17/2021 21:19:08	611 - Dispatched & cancelled en route	BP208	2	2	4
2021-2100056	4/18/2021 13:50:46	321 - EMS call, excluding vehicle accident with injury	BP208	2	0	2
2021-2100057	4/19/2021 19:32:56	321 - EMS call, excluding vehicle accident with injury	BP208	5	0	5
2021-2100058	4/23/2021 16:23:13	142 - Brush or brush-and-grass mixture fire	BP208	4	1	5
2021-2100059	4/24/2021 14:54:38	143 - Grass fire	BP208	1	2	3
2021-2100060	4/25/2021 16:53:01	141 - Forest, woods or wildland fire	BP208	5	1	6

TOTAL # OF INCIDENTS: 10

AVERAGES:

3.2

0.9

4.1

Personnel Count per Incident for Date Range

Start Date: 01/01/2021 | End Date: 04/30/2021

AVERAGES:

2.7

1.0

3.7

Only REVIEWED incidents included

Cassie VFD/ Burnet ESD 2

Burnet, TX

This report was generated on 5/18/2021 10:33:11 AM



Incidents per Zone for Date Range

Start Date: 01/01/2021 | End Date: 04/30/2021

INCIDENT	INCIDENT TYPE	DATE	LOCATION	APPARATUS
ZONE: 27 - OOD-ELBVFD				
2021-2100048	611 - Dispatched & cancelled en route	03/20/2021	18945 fm 2341	4450
2021-2100060	141 - Forest, woods or wildland fire	04/25/2021	4501 WOLF CREEK RANCH RD	C-60,T-40,UTV31
Total # Incidents for 27:				2
ZONE: 29 - OOD- CI Burnet FD				
2021-2100001	112 - Fires in structure other than in a building	01/04/2021	670 Park Rd 4	4440
Total # Incidents for 29:				1
ZONE: 30 - OOD- Hoover Valley VFD				
2021-2100007	441 - Heat from short circuit (wiring), defective/worn	01/16/2021	108 LOST trail	4421,4460
2021-2100015	321 - EMS call, excluding vehicle accident with injury	02/02/2021	6716 Park Rd 4	4450,4460
2021-2100016	611 - Dispatched & cancelled en route	02/02/2021	103 DOVE MEADOW DR	4450
2021-2100017	611 - Dispatched & cancelled en route	02/06/2021	107 RIVER BEND DR	4460
2021-2100026	611 - Dispatched & cancelled en route	02/21/2021	623 SENECA DR	4421,4440
2021-2100031	121 - Fire in mobile home used as fixed residence	03/03/2021	1100 NAVAJO DR	4421,4440,4460
2021-2100032	321 - EMS call, excluding vehicle accident with injury	03/05/2021	109 SENECA DR	4460
2021-2100033	381 - Rescue or EMS standby	03/05/2021	1200 NAVAJO DR	4451
2021-2100035	321 - EMS call, excluding vehicle accident with injury	03/05/2021	914 cr 118B	4450,4460
2021-2100038	611 - Dispatched & cancelled en route	03/11/2021	224 cr	4451,4490
2021-2100043	321 - EMS call, excluding vehicle accident with injury	03/15/2021	447 SHOALS PKY	4460
2021-2100044	745 - Alarm system activation, no fire - unintentional	03/15/2021	100 MARINA BLF	4421
2021-2100045	321 - EMS call, excluding vehicle accident with injury	03/15/2021	111 HILL CREST DR	4460
2021-2100054	321 - EMS call, excluding vehicle accident with injury	04/15/2021	1200 NAVAJO DR	4460
2021-2100058	142 - Brush or brush-and-grass mixture fire	04/20/2021	5403 Park Rd 4	C-60,T-40,UTV31
2021-2100059	143 - Grass fire	04/24/2021	100 COLLIER LN	T-40
Total # Incidents for 30:				16

Only REVIEWED incidents included. Archived Zones cannot be unarchived.



INCIDENT NUMBER	INCIDENT TYPE	DATE	LOCATION	APPARATUS
ZONE: 31 - OOD- Oakalla VFD				
2021-2100004	112 - Fires in structure other than in a building	01/10/2021	223 cr 218	4440,4480
Total # Incidents for 31:				1
ZONE: 34 - OOD- Granite Shoals VFD				
2021-2100055	611 - Dispatched & cancelled en route	04/17/2021	800 SCENIC LOOP	C-60, RB-30
Total # Incidents for 34:				1
ZONE: 37 - OODOC- Llano County Buchanan Dam VFD				
2021-2100014	611 - Dispatched & cancelled en route	01/30/2021	1157 OLD SPANISH TRL	4450
Total # Incidents for 37:				1
INCIDENT NUMBER	INCIDENT TYPE	DATE	LOCATION	APPARATUS
ZONE: 42 - OOD- Bertram VFD				
2021-2100011	143 - Grass fire	01/17/2021	530 cr 326	4440,4450
2021-2100036	611 - Dispatched & cancelled en route	03/06/2021	8520 N FM 1174	4440
Total # Incidents for 42:				2
ZONE: 45 - Burnet CISD				
2021-2100027	522 - Water or steam leak	02/21/2021	1000 greenmile	4451,4460
Total # Incidents for 45:				1
TOTAL # INCIDENTS:				60

Only REVIEWED incidents included. Archived Zones cannot be unarchived.



5:44 PM
05/17/21
Cash Basis

Cassie Volunteer Fire Department
Balance Sheet
As of April 30, 2021

	Apr 30, 21
ASSETS	
Current Assets	
Checking/Savings	
1010 - CASSIE VFD-ESD2	116,761.74
Total Checking/Savings	116,761.74
Total Current Assets	116,761.74
Fixed Assets	
1410 - Land	13,820.09
1420 - Furniture & Fixtures	10,438.09
1430 - Vehicles & Equipment	1,060,057.47
1440 - EMS Equipment	5,037.56
1450 - Communication Equipment	103,956.55
1460 - Buildings	113,750.42
1510 - Accumulated Depreciation	-853,730.09
Total Fixed Assets	453,330.69
TOTAL ASSETS	570,092.43
LIABILITIES & EQUITY	
Liabilities	
Current Liabilities	
Other Current Liabilities	
2010 - Employer & Emp. Payroll Tax	948.19
Total Other Current Liabilities	948.19
Total Current Liabilities	948.19
Total Liabilities	948.19
Equity	
3010 - Unrestricted Net Assets-Rel.Em	531,408.82
Net Income	37,675.42
Total Equity	569,144.24
TOTAL LIABILITIES & EQUITY	570,092.43

5:57 PM
05/17/21
Cash Basis

**Cassie Volunteer Fire Department
Profit & Loss Budget vs. Actual
October 2020 through April 2021**

	Oct 20 - Apr 21	Budget	\$ Over Budget
Income			
4000 - Income			
4005 - ESD payments	127,374.00	175,000.00	-47,626.00
4010 - Individual Donations	4,175.00	0.00	4,175.00
4020 - Group & Company Donations	5,800.00	0.00	5,800.00
4025 - Grants	10,000.00	0.00	10,000.00
4030 - County Funds	0.00	5,000.00	-5,000.00
4070 - ESD Reimbursement	1,015.77	0.00	1,015.77
4095 - ESD Pymts-Capital Expenditures	30,786.00	37,835.00	2,131.00
Total 4000 - Income	188,130.77	217,701.00	-29,570.23
Total Income	188,130.77	217,701.00	-29,570.23
Expense			
5000 - ADMINISTRATIVE			
5005 - Accounting	920.00	1,300.00	-380.00
5010 - Legal Services	0.00	100.00	-100.00
5015 - Meetings	170.38	151.50	18.88
5020 - Office Equipment/Maint.	0.00	258.00	-258.00
5025 - Office Supplies	254.67	1,000.00	-745.33
5030 - Printer Supplies	54.87	300.00	-245.13
5035 - Shipping/Postage/PO Box Rental	328.43	150.00	178.43
5040 - Subscripts/Dues/Membership/Rec/Mgmt	4,885.83	10,000.00	-5,114.17
5045 - Travel Allowance	0.00	100.00	-100.00
5050 - Uniforms (Caps and Shirts)	1,180.40	4,000.00	-2,819.60
5055 - Printing Services	105.26	100.00	5.26
5060 - Banking/City/Dep/Coa/Chks/BlqpdCks	20.00	100.00	-80.00
5070 - Replen Petty Cash/Toll Charges	0.00	350.00	-350.00
5075 - RECRUITMENT & RETENTION	766.28	3,500.00	-2,733.72
Total 5000 - ADMINISTRATIVE	8,666.12	21,350.50	-12,684.38
5200 - PAID POSITION			
5205 - Base Salary	20,269.30	40,000.00	-19,730.70
5215 - CVFO SS & Medicare Tax Match	2,162.70	3,748.50	-1,585.80
Total 5200 - PAID POSITION	22,432.00	43,748.50	-21,316.50
5300 - BUILDING AND GROUNDS			
5305 - Botanical Supplies	0.00	50.00	-50.00
5310 - Janitorial Supplies	122.08	200.00	-77.92
5320 - Repairs and Maintenance	4,105.85	3,000.00	1,105.85
5325 - Furn/Yard/Equip Repl/Rep/New	1,331.53	500.00	831.53
5330 - Electrical Service	1,489.50	3,750.00	-2,260.50
5335 - Telephone Service	2,385.73	3,600.00	-1,214.27
Total 5300 - BUILDING AND GROUNDS	9,434.66	11,100.00	-1,665.34
5600 - COMMUNICATIONS			
5605 - Batteries, Clips, Acc.	0.00	500.00	-500.00
5615 - Non-Warranty Repair	0.00	300.00	-300.00
5620 - Digital Radio and Pagers	0.00	500.00	-500.00
Total 5600 - COMMUNICATIONS	0.00	1,300.00	-1,300.00
6000 - INSURANCE			
6005 - Building and Property	3,293.00	3,819.00	-526.00
6010 - Vehicle	5,344.00	8,000.00	-2,656.00
6015 - Personnel Coverage	10,323.00	10,200.00	123.00
Total 6000 - INSURANCE	18,960.00	22,019.00	-3,059.00
7000 - OPERATIONS			
7007 - CAD-Computer Aided Dispatch	0.00	24,034.00	-24,034.00
7010 - Fuel-Vehicle and Equipment	17.17	500.00	-482.83
7012 - Fuel/Man-Vehicles & Equipment	2,086.75	4,530.00	-2,443.25
7015 - Equipment Maint/Repr-Vendor	0.00	500.00	-500.00
7020 - Fire Extinguisher Test/Repr	183.90	300.00	-116.10
7030 - First Responder Supplies	677.46	3,300.00	-2,622.54
7035 - Ladder, Pump & Hose Testing	2,434.70	3,000.00	-565.30

5:57 PM
05/17/21
Cash Basis

Cassie Volunteer Fire Department
Profit & Loss Budget vs. Actual
October 2020 through April 2021

	<u>Oct '20 - Apr 21</u>	<u>Budget</u>	<u>\$ Over Budget</u>
7040 - Minor Tools	290.58	150.00	140.58
7045 - Veh/Equip Lights-Decals-Safety	89.59	100.00	-10.41
7050 - Personal Protect Equip-PPE	3,387.64	4,000.00	-612.36
7055 - PPE Testing/Cleaning/Repair	0.00	500.00	-500.00
7060 - Rehabilitation Supplies	450.25	500.00	-49.75
7065 - Rescue Equipment Maint/Repr	0.00	250.00	-250.00
7070 - SCBA Testing/Hydro/FaceMsk/Pack	585.16	2,000.00	-1,414.84
7072 - SCBA MAINTENANCE & REPAIR	0.00	500.00	-500.00
7075 - State Veh Safety Inspe&Regist	14.50	151.00	-136.50
7080 - Vehicle Maintenance/Repair	1,861.55	1,500.00	161.55
7085 - Vehicle Maint/Repr(Vendor)	746.96	7,000.00	-6,253.04
7090 - Equipment Reprint(Fire Fightg)	115.79	1,750.00	-1,634.21
7095 - Fire Fighting Equipment - NEW	10,627.83	2,500.00	8,127.83
7100 - Rescue Equipment - NEW	6,442.12	1,000.00	5,442.12
7105 - Rescue Equipment - REPLMNT	0.00	200.00	-200.00
Total 7000 - OPERATIONS	29,811.95	58,265.00	-28,453.05
8000 - TRAINING			
8005 - AED, CPR, First Aid	0.00	454.00	-454.00
8020 - Training -VENDOR	372.46	3,500.00	-3,127.54
8025 - Per Diem Travel/Lodging	901.73	3,000.00	-2,098.27
Total 8000 - TRAINING	1,274.19	6,954.00	-5,679.81
9000 - PUBLIC RELATIONS			
9005 - Educational Supplies	0.00	100.00	-100.00
9010 - Public Educatn/Relatns/Apprtns	0.00	500.00	-500.00
9015 - Shipping and Postage	0.00	100.00	-100.00
9020 - Printing	0.00	100.00	-100.00
9025 - Recognition/Thank You	819.77	500.00	319.77
Total 9000 - PUBLIC RELATIONS	819.77	1,300.00	-480.23
9500 - CAPITAL EXPENDITURES			
9515 - Fire Equipment-Folding Water Tk	1,805.00	0.00	1,805.00
9518 - Fire Monitor Nozzle for T1M4440	1,680.95	0.00	1,680.95
9532 - HVAC SYSTEM-STATION 1	7,684.98	7,635.00	49.98
9533 - UTV-WIPUMP, TANK, & TRAILER	38,514.05	32,131.00	6,383.05
9566 - K-12 Saw-for cutting metal	1,371.65	0.00	1,371.65
Total 9500 - CAPITAL EXPENDITURES	51,056.63	39,766.00	11,290.63
Total Expense	150,455.35	214,832.00	-64,376.65
Net Income	37,675.42	2,869.00	34,806.42

8:44 PM
 08/15/21
 Cash Basis

Cassio Volunteer Fire Department
Profit & Loss by Class
 October 2020 through April 2021

	ESD	ESDC	FD	FOE	FDG	FDMA	TOTAL
Income							
4000 - Income							
4000 - Income							
4005 - ESD payments	86,046.14	0.00	0.00	40,825.86	0.00	0.00	127,872.00
4010 - Individual Donations	0.00	0.00	4,175.00	0.00	0.00	0.00	4,175.00
4020 - Group & Company Donations	0.00	0.00	3,900.00	0.00	0.00	0.00	3,900.00
4025 - Grants	0.00	0.00	0.00	0.00	10,000.00	0.00	10,000.00
4070 - ESD Reimbursement	1,015.77	0.00	0.00	0.00	0.00	0.00	1,015.77
4085 - ESD Pyrotechnical Expenditures	0.00	29,766.00	0.00	0.00	0.00	0.00	29,766.00
Total 4000 - Income	87,061.91	29,766.00	8,075.00	40,825.86	10,000.00	0.00	166,128.77
Total Income	87,061.91	29,766.00	8,075.00	40,825.86	10,000.00	0.00	166,128.77
Expense							
5000 - ADMINISTRATIVE							
5005 - Accounting	420.00	0.00	0.00	500.00	0.00	0.00	920.00
5015 - Meetings	0.00	0.00	170.38	0.00	0.00	0.00	170.38
5020 - Office Supplies	294.67	0.00	0.00	0.00	0.00	0.00	294.67
5025 - Printer Supplies	54.87	0.00	0.00	0.00	0.00	0.00	54.87
5030 - Shipping/Postage/PO Box Rental	328.43	0.00	0.00	0.00	0.00	0.00	328.43
5040 - Subscriptions/Dues/Membership/Reg/Mgmt	4,885.83	0.00	0.00	0.00	0.00	0.00	4,885.83
5050 - Uniforms (Caps and Goggles)	1,160.40	0.00	0.00	0.00	0.00	0.00	1,160.40
5060 - Printing Services	105.26	0.00	0.00	0.00	0.00	0.00	105.26
5065 - Banking/Utility/Deposits/Checks/Checks	30.00	0.00	0.00	0.00	0.00	0.00	30.00
5070 - RECRUITMENT & RETENTION	766.26	0.00	0.00	0.00	0.00	0.00	766.26
Total 5000 - ADMINISTRATIVE	7,995.71	0.00	170.38	500.00	0.00	0.00	8,666.12
6000 - PAID POSITION							
6005 - Base Salary	0.00	0.00	0.00	26,208.00	0.00	0.00	26,208.00
6010 - COVID SS & Medicare Tax Match	0.00	0.00	0.00	2,162.70	0.00	0.00	2,162.70
Total 6000 - PAID POSITION	0.00	0.00	0.00	28,370.70	0.00	0.00	28,370.70
7000 - BUILDING AND GROUNDS							
7010 - Janitorial Supplies	122.08	0.00	0.00	0.00	0.00	0.00	122.08
7020 - Repairs and Maintenance	4,105.85	0.00	0.00	0.00	0.00	0.00	4,105.85
7030 - Furn & Yard Equip. Rep/Repair	1,321.53	0.00	0.00	0.00	0.00	0.00	1,321.53
7035 - Electrical Service	1,496.50	0.00	0.00	0.00	0.00	0.00	1,496.50
7038 - Telephone Service	2,365.73	0.00	0.00	0.00	0.00	0.00	2,365.73
Total 7000 - BUILDING AND GROUNDS	9,411.69	0.00	0.00	0.00	0.00	0.00	9,411.69
8000 - INSURANCE							
8005 - Building and Property	3,260.00	0.00	0.00	0.00	0.00	0.00	3,260.00
8010 - Vehicle	5,344.00	0.00	0.00	0.00	0.00	0.00	5,344.00
8015 - Personal Coverage	18,323.00	0.00	0.00	0.00	0.00	0.00	18,323.00
Total 8000 - INSURANCE	16,927.00	0.00	0.00	0.00	0.00	0.00	16,927.00
9000 - OPERATIONS							
9010 - Fuel/Vehicle and Equipment	17.17	0.00	0.00	0.00	0.00	0.00	17.17
9012 - Fuel/Man-Vehicles & Equipment	1,735.95	0.00	0.00	0.00	0.00	360.90	2,096.85
9020 - Fire Extinguisher Test/Repr	183.90	0.00	0.00	0.00	0.00	0.00	183.90
9030 - Fire Responder Supplies	877.46	0.00	0.00	0.00	0.00	0.00	877.46
9035 - Ladder, Pump & Hose Testing	2,434.70	0.00	0.00	0.00	0.00	0.00	2,434.70
9040 - Minor Tools	290.58	0.00	0.00	0.00	0.00	0.00	290.58
9045 - Reflective Lights/Decals/Safety	89.39	0.00	0.00	0.00	0.00	0.00	89.39
9050 - Personal Protect Equip/PPE	3,287.64	0.00	0.00	0.00	0.00	0.00	3,287.64
9060 - Rehabilitation Supplies	373.75	0.00	76.50	0.00	0.00	0.00	450.25
9070 - SCBA Testing/Hydro/Facilities/Pack	585.16	0.00	0.00	0.00	0.00	0.00	585.16
9075 - State Veh Safety Insprct/Regist	14.50	0.00	0.00	0.00	0.00	0.00	14.50
9080 - Vehicle Maintenance/Repair	1,681.55	0.00	0.00	0.00	0.00	0.00	1,681.55
9085 - Vehicle Maint/Rep/Vendor	748.96	0.00	0.00	0.00	0.00	0.00	748.96
9090 - Equipment Repair/Fire Fighting	115.79	0.00	0.00	0.00	0.00	0.00	115.79
9095 - Fire Fighting Equipment - NEW	987.75	0.00	0.00	0.00	8,648.08	0.00	10,635.83
9100 - Rescue Equipment - NEW	374.61	0.00	6,067.51	0.00	0.00	0.00	6,442.12
Total 9000 - OPERATIONS	13,687.96	0.00	6,147.51	0.00	8,648.08	360.90	28,843.45
0000 - TRAINING							
0020 - Training -VENDOR	372.46	0.00	0.00	0.00	0.00	0.00	372.46
0025 - Per Diem Travel/Lodging	951.73	0.00	0.00	0.00	0.00	0.00	951.73
Total 0000 - TRAINING	1,324.19	0.00	0.00	0.00	0.00	0.00	1,324.19
0000 - PUBLIC RELATIONS							
0020 - Recognition/Thank You	876.77	0.00	0.00	0.00	0.00	0.00	876.77
Total 0000 - PUBLIC RELATIONS	876.77	0.00	0.00	0.00	0.00	0.00	876.77
0000 - CAPITAL EXPENDITURES							

034 PM
06/17/21
Cash Basis

**Cassie Volunteer Fire Department
Profit & Loss by Class
October 2020 through April 2021**

	<u>ESD</u>	<u>ESDC</u>	<u>FD</u>	<u>FDE</u>	<u>FDG</u>	<u>FDMA</u>	<u>TOTAL</u>
0010 - Fire Equipment-Folding Water Tls	0.00	1,800.00	0.00	0.00	0.00	0.00	1,800.00
0018 - Fire Monitor Nozzle for T10000	0.00	1,680.98	0.00	0.00	0.00	0.00	1,680.98
0022 - FRAC SYSTEM-STATION 1	0.00	7,604.98	50.00	0.00	0.00	0.00	7,654.98
0023 - UTV-W/PUMP, TANK, & TRAILER	0.00	32,131.00	6,076.00	0.00	307.00	0.00	38,514.00
0068 - K-12 Saw-for cutting metal	0.00	1,371.65	0.00	0.00	0.00	0.00	1,371.65
Total 0000 - CAPITAL EXPENDITURES	0.00	44,623.58	6,126.00	0.00	307.00	0.00	51,056.63
Total Expense	52,152.35	44,623.58	12,462.39	20,602.00	9,953.13	350.00	150,455.35
Net Income	35,411.64	-4,837.98	-2,468.39	8,892.96	46.87	-380.90	37,675.42

5:58 PM
05/17/21
Accrual Basis

**Cassie Volunteer Fire Department
Profit & Loss Detail
April 2021**

Date	Name	Memo	Class	Amount
Income				
4000 - Income				
4005 - ESD payments				
04/07/2021	Burnet Court...	Third quarter distribution for FY 20-21 for fire protection services for Ap...	ESD	29,270.87
04/07/2021	Burnet Court...	Third quarter distribution for FY 20-21 salary for fire administrator for Ap...	FDE	13,187.13
Total 4005 - ESD payments				42,458.00
4095 - ESD Pymts-Capital Expenditures				
04/07/2021	Burnet Court...	capital expenditure for HVAC systems & electrical work for Chiefs offic...	ESDC	7,635.00
Total 4095 - ESD Pymts-Capital Expenditures				7,635.00
Total 4000 - Income				50,093.00
Total Income				
				50,093.00
Expense				
5000 - ADMINISTRATIVE				
5005 - Accounting				
04/13/2021	Chase Card S...	Tabc & Burnet-for labor to post journal entries and adjustments in Qui...	ESD	60.00
Total 5005 - Accounting				60.00
5025 - Office Supplies				
04/13/2021	Chase Card S...	ESRI-Cust#R027029-INV#9399478- computer mapping software for dis...	ESD	100.00
Total 5025 - Office Supplies				100.00
5040 - Subscrip/Dues/Membership/RecMgmt				
04/13/2021	Chase Card S...	YMCA-April 2021 membership for D. Shields-senior single	ESD	30.00
04/13/2021	Chase Card S...	YMCA-April 2021 membership for G. Sanchez-senior couple	ESD	49.00
04/13/2021	Chase Card S...	YMCA-April 2021 membership for D. Curtis-family	ESD	58.00
04/13/2021	Chase Card S...	YMCA-April 2021 membership for C. Kelley-family	ESD	58.00
04/13/2021	Chase Card S...	First Dues - web hosting for period 4-1-21 - 5-1-21	ESD	30.00
04/13/2021	Chase Card S...	3-4-21-Emergency Reporting-Inv#INV2100630-system reporting for Fa...	ESD	184.91
04/13/2021	Chase Card S...	3-23-21-Emergency Reporting-Inv# INV202021923-system reporting fo...	ESD	184.91
Total 5040 - Subscrip/Dues/Membership/RecMgmt				594.82
Total 5000 - ADMINISTRATIVE				754.82
5200 - PAID POSITION				
5205 - Base Salary				
04/06/2021	Demick R Curtis	Salary	FDE	1,884.62
04/20/2021	Demick R Curtis	Salary	FDE	1,884.62
Total 5205 - Base Salary				3,769.24
5215 - CVFD SS & Medicare Tax Match				
04/06/2021	Demick R Curtis	Payroll for period beginning 3-29-21 and ending 4-9-21	FDE	144.18
04/20/2021	Demick R Curtis	Payroll for period beginning 4-12-21 and ending 4-23-21	FDE	144.18
Total 5215 - CVFD SS & Medicare Tax Match				288.36
Total 5200 - PAID POSITION				4,057.60
5300 - BUILDING AND GROUNDS				
5310 - Janitorial Supplies				
04/13/2021	Chase Card S...	NAPA-6 rolls of shop towels-blue	ESD	19.74
Total 5310 - Janitorial Supplies				19.74
5320 - Repairs and Maintenance				
04/13/2021	Chase Card S...	Satellite Station-security monitoring for the months of April, May, June ...	ESD	110.97
Total 5320 - Repairs and Maintenance				110.97
5330 - Electrical Service				
04/15/2021	PEC	Account # 3000098825 monthly airt for period 2-20-21 --3-22-21	ESD	173.49
Total 5330 - Electrical Service				173.49
5335 - Telephone Service				

5:50 PM
05/17/21
Accrual Basis

**Cassie Volunteer Fire Department
Profit & Loss Detail
April 2021**

Date	Name	Memo	Class	Amount
Income				
4000 - Income				
4005 - ESD payments				
04/07/2021	Burnet Count...	Third quarter distribution for FY 20-21 for fire protection services for Ap...	ESD	29,270.87
04/07/2021	Burnet Count...	Third quarter distribution for FY 20-21 salary for fire administrator for Ap...	FDE	13,187.13
Total 4005 - ESD payments				42,458.00
4095 - ESD Pynte-Capital Expenditures				
04/07/2021	Burnet Count...	capital expenditure for HVAC systems & electrical work for Chief's offic...	ESDC	7,635.00
Total 4095 - ESD Pynte-Capital Expenditures				7,635.00
Total 4000 - Income				50,093.00
Total Income				50,093.00
Expense				
5000 - ADMINISTRATIVE				
5005 - Accounting				
04/13/2021	Chase Card S...	Tabc & Burnet-for labor to post journal entries and adjustments in Qui...	ESD	60.00
Total 5005 - Accounting				60.00
5025 - Office Supplies				
04/13/2021	Chase Card S...	ESRI-Cust#627029-INV#9399476- computer mapping software for ds...	ESD	100.00
Total 5025 - Office Supplies				100.00
5040 - Subscrptn/Dues/Membrshp/RecMgmt				
04/13/2021	Chase Card S...	YMCA-April 2021 membership for D. Shields-senior single	ESD	30.00
04/13/2021	Chase Card S...	YMCA-April 2021 membership for G. Sanchez-senior couple	ESD	49.00
04/13/2021	Chase Card S...	YMCA-April 2021 membership for D. Curlee-family	ESD	58.00
04/13/2021	Chase Card S...	YMCA-April 2021 membership for C. Kalley-family	ESD	58.00
04/13/2021	Chase Card S...	First Dues - web hosting for period 4-1-21 - 5-1-21	ESD	30.00
04/13/2021	Chase Card S...	3-4-21-Emergency Reporting-Inv#INV2100630-system reporting for Fe...	ESD	184.91
04/13/2021	Chase Card S...	3-23-21-Emergency Reporting-Inv# INV202021923-system reporting fo...	ESD	184.91
Total 5040 - Subscrptn/Dues/Membrshp/RecMgmt				594.82
Total 5000 - ADMINISTRATIVE				754.82
5200 - PAID POSITION				
5205 - Base Salary				
04/06/2021	Demick R Curlee	Salary	FDE	1,884.62
04/06/2021	Demick R Curlee	Salary	FDE	1,884.62
Total 5205 - Base Salary				3,769.24
5215 - CVFD SS & Medicare Tax Match				
04/06/2021	Demick R Curlee	Payroll for period beginning 3-29-21 and ending 4-6-21	FDE	144.18
04/06/2021	Demick R Curlee	Payroll for period beginning 4-13-21 and ending 4-23-21	FDE	144.18
Total 5215 - CVFD SS & Medicare Tax Match				288.36
Total 5200 - PAID POSITION				4,057.60
5300 - BUILDING AND GROUNDS				
5310 - Janitorial Supplies				
04/13/2021	Chase Card S...	NAPA-6 rolls of shop towels-blue	ESD	19.74
Total 5310 - Janitorial Supplies				19.74
5320 - Repairs and Maintenance				
04/13/2021	Chase Card S...	Satellite Station-security monitoring for the months of April, May, June ...	ESD	110.97
Total 5320 - Repairs and Maintenance				110.97
5330 - Electrical Service				
04/15/2021	PEC	Account # 3000098825 monthly stmi for period 2-20-21 --3-22-21	ESD	173.49
Total 5330 - Electrical Service				173.49
5335 - Telephone Service				

3:50 PM
05/17/21
Accrual Basis

Cassie Volunteer Fire Department
Profit & Loss Detail
April 2021

<u>Date</u>	<u>Name</u>	<u>Memo</u>	<u>Class</u>	<u>Amount</u>
04/27/2021	Magnum Trail...	Custom 1000-lv# 458808-1-2021 Wells Cargo 20' road force enclosed t...	FD	578.00
	Total 9233 - UTV-WPUMP, TANK, & TRAILER			11,897.00
	Total 9530 - CAPITAL EXPENDITURES			12,247.00
	Total Expense			24,828.54
	Net Income			25,433.46

3:38 PM
05/17/21
Cash Basis

Burnet County Emergency Services District #2
Balance Sheet
As of April 30, 2021

	Apr 30, 21
ASSETS	
Current Assets	
Checking/Savings	
Certificate of Deposit 33086	156,489.26
First State Bank of Burnet	179,067.49
Sales Tax Account	2,481.60
Total Checking/Savings	338,038.35
Total Current Assets	338,038.35
TOTAL ASSETS	338,038.35
LIABILITIES & EQUITY	
Equity	
Unrestricted Net Assets	286,116.21
Net Income	51,922.14
Total Equity	338,038.35
TOTAL LIABILITIES & EQUITY	338,038.35

Respectfully submitted, Richard Bremer, Treasurer

Page 1

	A	B	C	D	G	BA	BI	BM
1					TOTAL			
2					Budget	Apr 21	Oct '20 - Apr 21	\$ Over Budget
3				Income				
4				Government Contracts				
5				Local Government Contracts	240,308.00	3,864.75	240,345.53	37.53
6				Government Contracts - Other	0.00	0.00	0.00	0.00
7				Total Government Contracts	240,308.00	3,864.75	240,345.53	37.53
8				Interest Earned	90.00	4.84	48.12	-41.88
9				Investments				
10				Interest-Savings, Short-term CD	0.00	0.00	348.63	348.63
11				Total Investments	0.00	0.00	348.63	348.63
12				Refund	489.00	0.00	0.00	-489.00
13				Reimburse Expenses	0.00	0.00	0.00	0.00
14				Total Income	240,887.00	3,869.59	240,742.28	-144.72
1					TOTAL			
2					Budget	Apr 21	Oct '20 - Apr 21	\$ Over Budget
15				Expense				
16				Bank Charges		0.00	18.51	
17				Contract Services				
18				Accounting Fees	6,700.00	0.00	6,845.64	145.64
19				Cassie Volunteer Fire Dept	169,832.00	42,458.00	127,374.00	-42,458.00
20				CVFD-Capital Expenditures	45,000.00	5,234.00	45,000.00	0.00
21				Insurance-Liability & D.O.	1,572.00	0.00	1,523.00	-49.00
22				Insurance-Workers Compensation	358.00	0.00	310.00	-48.00
23				Legal Fees	2,560.00	0.00	2,498.92	-61.08
24				Outside Contract Services	3,897.00	0.00	1,946.30	-1,950.70
25				Total Contract Services	229,919.00	47,692.00	185,497.86	-44,421.14

			TOTAL			
			Budget	Apr 21	Oct '20 - Apr 21	\$ Over Budget
24		Outside Contract Services	3,897.00	0.00	1,946.30	-1,950.70
25		Total Contract Services	229,919.00	47,692.00	185,497.86	-44,421.14
26		Operations				
27		Meeting space fees	600.00	150.00	450.00	-150.00
28		Newspaper Advertisement	100.00	0.00	0.00	-100.00
29		Postage, Mail Service	96.00	0.00	22.00	-74.00
30		Total Operations	796.00	150.00	472.00	-324.00
31		Other Types of Expenses				
32		Memberships and Dues	275.00	0.00	0.00	-275.00
33		Other Costs	1,000.00	0.00	0.00	-1,000.00
34		Sales Tax Election Expenses	2,000.00	0.00	2,831.77	831.77
35		Total Other Types of Expenses	3,275.00	0.00	2,831.77	-443.23
36		Travel and Meetings				
37		Conference, Convention, Meeting	1,500.00	0.00	0.00	-1,500.00
38		Travel	600.00	0.00	0.00	-600.00
39		Total Travel and Meetings	2,100.00	0.00	0.00	-2,100.00
40		Total Expense	236,090.00	47,842.00	188,820.14	-47,269.86
41		Net Income	4,797.00	-43,972.41	51,922.14	47,125.14

15. House Bill 553

- Bill submitted mid-April during the 87th Texas Legislature.
- Bill would require ESD's to submit their annual Budgets & Tax rates to Commissioners Courts for approval.
- SAFE-D was against the Bill and requested all ESD's support their position.
- SAFE-D's legislative attorney, developed a letter to be submitted by each ESD requesting each Commissioner's Court adopt the ESD's position against the Bill.
- ESD #2 complied with the request & sent letters to Judge Oakley and Commissioner Luther asking for their support.
- Reasons for our position:
 1. SB 2 was passed in 2019 and set limits on Budget & Tax Rate increase amounts for all ESD's. (Duplication)
 2. ESD Commissioners are selected and approved by Commissioners Court every 2 years. "Court should trust the decisions made by their ESD's." If not, then replaced.
- Bill 553 was sent back for further study.

Mr. Jim Luther
Precinct 1 Commissioner
220 S. Pierce Street
Burnet, Texas 78611

May 18, 2021

Dear Jim,

Please accept this letter as notification that I must resign my position as Commissioner of the Burnet County Emergency Service District Number 2 effective June 2, 2021.

Due to health complications and my ability to meet the responsibilities of the position as Commissioner I am forced to make this personally disappointing decision.

I have during the past twelve years been part of a rewarding and most fulfilling position as an ESD Commissioner. I hope the time and efforts put forth has contributed to the improved health, safety and emergency services for the Cassie VFD and community.

A final thanks to you for the support you have provided the ESD, as well as, to all those I've worked with on the Board.

Sincerely,



Ben Schneider
Commissioner,
Burnet County ESD #2