



BURNET COUNTY EMERGENCY SERVICES DISTRICT NO. 2
P.O. Box 249
Buchanan Dam, Texas 78609-0249

Minutes (Official) – July 12, 2023

1. (AI)¹ Call meeting to order.

(AD)²At 10:01 a.m., July 12, 2023 the Regular Meeting for the Board of Emergency Service Commissioners of Burnet County Emergency Services District No. 2 was called to order by President Richard Bremer at the Cassie Volunteer Fire Department, 3900 RR 690, Burnet, Texas 78611. Notice of this meeting (Enclosure 1) had been previously posted at the Burnet County Courthouse and the Cassie VFD website (www.cassievfd.com), in compliance with the provisions of Chapter 551, Texas Government Code.

2. (AI) Establish a quorum.

(AD) Board member in attendance were:

Richard Bremer

Robbie Cheatham

Jodeen Lee

John Call

Sharon Barclay



Commissioner Bremer confirmed a quorum was present.

3. (AI) Pledge of Allegiance

(AD) The quorum having been established, the Pledge of Allegiance to the United States was rendered with appropriate honors.

4. (AI) Invocation

(AD) The Invocation was offered by Commissioner Bremer.

¹ AI – Agenda Item

² AD – Action and/or Discussion by BCESD-2Commissioners

5. (AI) Welcome guests

(AD) Commissioner Bremer welcomed to the meeting:

CVFD Chief Derrick Curtis

CVFD Treasurer Laura Schneider

6. (AI) Comments from the Board and Public not scheduled on the agenda may speak, however no action can be taken on these items and the Board will not debate the comments at this meeting. Comments regarding specific agenda items should occur when the item is called. There is a 2-minute speaking limit.

(AD) Commissioner Bremer opened the floor for comments; no comments were offered.

7. (AI) Accept minutes from the June 14, 2023 meeting.

(AD) Commissioner Bremer called for corrections to the June 14, 2023 Meeting Minutes; with no additional changes the Minutes were accepted as presented.

8. (AI) ESD #2 Treasurer Report

(AD) Commissioner Lee gave the ESD Treasurer's Report for June 2023.

Balances – Checking: \$275,192.67 (includes the CD that was closed in June)

Sales Tax: \$68,431.05

Texas Class Sales Tax: \$100,231.59

Texas Class Investment Acct: \$200,463.18

Total Assets: \$644,318.49

Total Income: \$11,347.48

Expenses: \$1290.91

Net: \$9910.57

YTD Actual \$455,768.83

Budget \$440,470.00

\$ Over Budget \$15,298.83

YTD Expenses \$186,604.52

Budget \$440,470.00

\$ Over Budget \$253,865.48

Net Income \$269,164.31 (Enclosure 2)

Commissioner Lee reported that she had closed the FSB CD Account and placed it in the Texas Class Investment Account. Commissioner Bremer called for questions or comments for the Treasurer's Report; with no further questions, the report was accepted as presented.

9. (AI) Discussion and/or action regarding the disbursement of funds

(AD) Commissioner Bremer asked for any anticipated items regarding upcoming expenses. Commissioner Lee reported that she was reimbursing Commissioner Barclay for the purchase of the computers and the security software – total \$1123.06. Commissioner Barclay reported on the breakdown of the cost; see Agenda Item 16.

10. (AI) Update on the investment of funds from the Regular Account and the Sales Tax Account for future capital expenditures with Texas Class

(AD) Commissioner Lee reported that the accounts are open. Commissioner Bremer stated that he would remove this from the Agenda Items.

11. (AI) Report from the Cassie Volunteer Fire Department.

A. Report of VFD

- 1. Number of calls.**
- 2. Training, etc.**
- 3. Other department activity or concerns.**

B. Cassie VFD Financial Report

C. Capital Expenditures

(AD) A. Chief Curtis gave the report for CVFD activity for the month of June. CVFD responded to 15 calls – 11 EMS/ 4 Fire/Other. Mutual Aid –5 given, 2 received. There were no overlapping calls. Average response time for June was 10.18 minutes; In-District calls 7.28, M-F 3.37, Out-of-District is 17.34. Average personnel per call for June was 3.6 (Enclosure 3)

Chief Curtis reported that the County Commissioners issued a Burn Ban effective June 11.

B. Mrs. Schneider provided the CVFD Treasurers Report for June 2023 There was a balance of \$45,625.28 in checking. Expenses for June were \$12,947.77 which included routine operational expenses, training, and PPE. Mrs. Schneider reported that YTD, CVFD is continuing to operate under-budget. (Enclosure 4).

Mrs. Schneider provided the CVFD Account Report– current balance is \$98,683.64 which included an Insurance Safety Dividend. (Enclosure 5).

Commissioner Barclay asked questions related to the current account details and projections on the '23-24 Budget. She asked if there was a list of uniform items that all personnel need and projected costs; Chief Curtis reported that there was a list of items checked out and Mrs. Schneider reported that she had in the past collected that data with the approximate costs, but the current costs are variable. Commissioner Barclay also asked about the plan for Recruitment and Retention; Chief Curtis explained the different events that are supported from this line item but stated that CVFD has the ability to move money where they want to. Commissioner Barclay also inquired on Line Items 7085 and 7095; she noted that 7085 was significantly under and commended this and noted that 7095 was significantly over and inquired if this amount needs to be increased. Chief Curtis stated that this was the Budget that is being provided to the ESD Commissioners and that CVFD just needs to provide the “bottom number” and that is what they work off.

12. (AI) Report from the Joint Task Force concerning the 5-year plan.

(AD) Commissioner Bremer reported that there had been no meetings in June.

13 (AI) Update, discussion and/or action concerning the contract with Martinez Architects for the new apparatus bay building. Our Attorney, Ken Campbell, has a copy of the Working Draft and has been working with Ricardo Martinez

(AD) Commissioner Bremer reported that there had been no communications with Martinez Architects or Mr. Campbell.

14. (AI) Discussion and/or action concerning the expenditure of funds from the Sales Tax Account

(AD) Commissioner Bremer stated that with the transfer of funds to the Investment Accounts that this item would be removed from the Agenda.

15. (AI) Administrative update of the Sales Tax Program for ESD #2 including update on reports from Hdl.

(AD) Commissioner Barclay stated that the updates were not available to date and that she would send them as soon as the information is available. She also reported that there had been no further information regarding the queries she had made. She reported being in contact with operator of the Eclipse event at Reveille Peak Ranch; he was very responsive and verbally stated compliance with the local Sales Tax.

16. (AI) Update on the purchase of computers for the ESD 2 Commissioners official use.

(AD) Commissioners Barclay reported that two HP Laptops were purchased for \$1082.48, Malwarebytes Security Software for \$40.58, Microsoft Business Non-Profit - \$0, PDF Architect \$0 for total of \$1123.06.

17. (AI) Discussion and/or action concerning the forgiving of interest and penalties on the property tax for a property in Cassie. The original check was lost in the mail and if we join with the other taxing entities in forgiving the interest and penalties, then the BCAD can do the same and the party can pay the original amount.

(AD) Commissioner Bremer reported receiving a request from a resident requesting that the Penalties and Interest be waived from the 234 S. Chaparral Tax Bill; the resident reported that she mailed the check, but it was not received by the BCAD.

Commissioner Barclay made the motion to forgive the penalties and interest related to the Ad Valorem Taxes for 234 S. Chaparral for the 2022 Tax Year; Commissioner Lee seconded. The motion passed unanimously.

Commissioner Lee stated that she would notify the BCAD.

18. (AI) Discussion and work on the BC ESD 2 budget for FY 23-24.

- a. Discussion and action on Letters of Engagement from Taber and Burnett, Inc.**
- b. BCAD fee for 2024.**
- c. Insurance costs – VFIS and Worker’s Comp**
- d. Other expenses for FY 2023-24.**
- e. Cassie VFD Budget for FY 2023-24**

(AD) Commissioner Bremer discussed the considerations of the FY’23-24 Budget. Commissioner Lee provided a preliminary plan. There was discussion regarding individual line items. To date we have not received information from Taber and Burnett; the BCAD fee was received and noted. The insurance cost is projected to increase 15%, but this is not verified. The CVFD Budget has been received for Operations and Capital Expenses.

Commissioner Lee discussed each item by line; other items considered were increasing the Investment Income, increase amount for computers, BCAD, and increase the amount from expenditures from the Sales Tax account related to Capital Expenses. (Enclosure 6)

- 19. (AD) Calendar of events for August 2023.**
- A. Approve Capital Expenditures, if applicable.**
 - B. Notice of Public Hearing as part of the August meeting to set the FY 23-24 Budget and the Tax Rate for 2024.**
 - C. Forward Service Provider Contract to Cassie VFD for their review and signatures**

(AD) Commissioner Bremer presented the upcoming Calendar of Events for August 2023. The Budget Hearing, Tax Rate Hearing, and meeting will all occur during the August meeting. The Service Provider Contract will also be forwarded to CVFD for their review.

- 19. (AI) Next meeting, at 10:00 AM on Monday, August 14, 2023, at the Cassie VFD Station. Reminder: The August meeting is Monday, August 14, 2023**

(AD) Commissioner Bremer presented that the next meeting will be held on Monday, August 14, 2023 at the Cassie VFD.

- 20. (AI) Adjourn**

(AD) With no additional business, the Burnet County Emergency Services District No. 2 July 13, 2023 Meeting was adjourned at 10:47 a.m.

Sharon K. Barclay

Sharon K. Barclay
Secretary
Emergency Services District No. 2
Burnet County
July 12, 2023

Richard Bremer
President
Emergency Services District No. 2
Burnet County
July 12, 2023



BURNET COUNTY EMERGENCY SERVICES DISTRICT #2
P. O. BOX 249
BUCHANAN DAM, TEXAS 78609-0249
NOTICE OF REGULAR MEETING

In compliance with the provisions of Chapter 551, Texas Government Code, notice is hereby given of a Regular Meeting of the Board of Emergency Services Commissioners of Burnet County Emergency Services District #2, to be held on Wednesday, July 12, 2023, at 10:00 a.m. at the Cassie VFD Station located at 3900 RR 690, Burnet, Texas, 78611. This agenda is posted in the Burnet County Courthouse and on the cassievfd.com website.

The following agenda items will be discussed, considered and action taken as appropriate:

AGENDA

1. Call meeting to order. (Bremer)
2. Establish a quorum. (Bremer)
3. Pledge of Allegiance. (Bremer)
4. Invocation. (Bremer)
5. Welcome guests. (Bremer)
6. Comments from the Board and Public not scheduled on the agenda may speak, however no action can be taken on these items and the Board will not debate the comments at this meeting. Comments regarding specific agenda items should occur when the item is called. There is a 2-minute speaking limit.
7. Accept minutes from the June 14, 2023, meeting. (Bremer)
8. ESD #2 Treasurer Report. (Lee)
9. Discussion and/or action regarding the disbursement of funds. (Lee)
10. Update on the investment of funds from the Regular Account and the Sales Tax Account for future capital expenditures with Texas Class. (Lee).
11. Report from the Cassie Volunteer Fire Department.
 - A. Report of VFD Chief Curtis
 1. Number of calls.
 2. Training, etc.
 3. Other department activity or concerns.
 - B. Cassie VFD Financial Report (L. Schneider)
 - C. Discussion and/or approval of Capital Expenditures for Cassie VFD, if applicable. (Curtis)



BURNET COUNTY EMERGENCY SERVICES DISTRICT #2
P. O. BOX 249
BUCHANAN DAM, TEXAS 78609-0249

12. Report from the Joint Task Force concerning the 5-year plan. (Bremer/Curtis)
13. Update, discussion and/or action concerning the contract with Martinez Architects for the new apparatus bay building. Our Attorney, Ken Campbell, has a copy of the Working Draft and has been working with Ricardo Martinez. (Bremer/Curtis)
14. Discussion and/or action concerning giving approval for the expenditure of funds from the Sales Tax Account. (Bremer)
15. Administrative update of the Sales Tax Program for ESD #2 including update on reports from Hdl. (Barclay)
16. Update on the purchase of computers for the ESD 2 Commissioners official use.
17. Discussion and/or action concerning the forgiving of interest and penalties on the property tax for a property in Cassie. The original check was lost in the mail and if we join with the other taxing entities in forgiving the interest and penalties, then the BCAD can do the same and the party can pay the original amount.
18. Discussion and work on the BC ESD 2 budget for FY 23-24.
 - a. Discussion and action on Letters of Engagement from Taber and Burnett, Inc.
 - b. BCAD fee for 2024.
 - c. Insurance costs – VFIS and Worker’s Comp
 - d. Other expenses for FY 2023-24.
 - e. Cassie VFD Budget for FY 2023-24
19. Calendar of events for August 2023. (Bremer)
 - A. Approve Capital Expenditures, if applicable.
 - B. Notice of Public Hearing as part of the August meeting to set the FY 23-24 Budget and the Tax Rate for 2024.
 - C. Forward Service Provider Contract to Cassie VFD for their review and signatures.
20. Next meeting, at 10:00 AM on Monday, August 14, 2023.
21. Adjourn

Richard Bremer, President

10:43 AM
07/10/23
Cash Basis

Burnet County Emergency Services District #2
Balance Sheet
As of June 30, 2023

	Jun 30, 23
ASSETS	
Current Assets	
Checking/Savings	
First State Bank of Burnet	275,192.67
FSB of Burnet-Sales Tax	68,431.05
Texas Class Invest - Sales Tax	100,231.59
Texas Class Investment Account	200,463.18
Total Checking/Savings	644,318.49
Total Current Assets	644,318.49
TOTAL ASSETS	644,318.49
LIABILITIES & EQUITY	
Equity	
Unrestricted Net Assets	375,154.18
Net Income	269,164.31
Total Equity	644,318.49
TOTAL LIABILITIES & EQUITY	644,318.49

10:59 AM

07/10/23

Cash Basis

**Burnet County Emergency Services District #2
Profit & Loss Budget vs. Actual**

October 2022 through June 2023

	Oct '22 - Jun 23	Budget	\$ Over Budget
Income			
Government Contracts			
Local Government Contracts	377,773.54	359,410.00	18,363.54
Sales Tax Revenue	76,673.69	80,000.00	-3,326.31
Total Government Contracts	454,447.23	439,410.00	15,037.23
Interest Earned	214.54	90.00	124.54
Investments			
Interest-Investments	1,107.06	800.00	307.06
Total Investments	1,107.06	800.00	307.06
Refund	0.00	170.00	-170.00
Total Income	455,768.83	440,470.00	15,298.83
Expense			
Capital Reserve	0.00	105,015.00	-105,015.00
Contract Services			
Accounting Fees	7,700.00	7,700.00	0.00
Cassie Volunteer Fire Dept	169,125.75	225,501.00	-56,375.25
Insurance-Liability & D.O.	0.00	1,730.00	-1,730.00
Insurance-Workers Compensation	162.18	395.00	-232.82
Legal Fees	100.00	2,500.00	-2,400.00
Outside Contract Services			
Burnet Co. Appraisal Dist.			
Tax Collection Legal Fees	110.31		
Burnet Co. Appraisal Dist. - Other	3,987.27	4,810.00	-822.73
Total Burnet Co. Appraisal Dist.	4,097.58	4,810.00	-712.42
Total Outside Contract Services	4,097.58	4,810.00	-712.42
Total Contract Services	181,185.51	242,636.00	-61,450.49
Operations			
Newspaper Advertisement	0.00	100.00	-100.00
Postage, Mail Service	146.00	244.00	-98.00
Supplies	54.54		
Total Operations	200.54	344.00	-143.46
Other Types of Expenses			
Memberships and Dues	275.00	275.00	0.00
Other Costs	0.00	6,600.00	-6,600.00
Total Other Types of Expenses	275.00	6,875.00	-6,600.00
Sales Tax Expenditures-Cap Exp	4,150.00	80,000.00	-75,850.00
Travel and Meetings			
Conference, Convention, Meeting	649.20	5,000.00	-4,350.80
Travel	144.27	600.00	-455.73
Total Travel and Meetings	793.47	5,600.00	-4,806.53
Total Expense	186,604.52	440,470.00	-253,865.48
Net Income	269,164.31	0.00	269,164.31

10:45 AM
07/10/23
Cash Basis

Burnet County Emergency Services District #2
Profit & Loss Detail
June 2023

Type	Date	Num	Name	Memo	Paid Amount
Income					
Government Contracts					
Local Government Contracts					
Deposit	06/06/2023	auto	Burnet County Appraisal Dist.	5/16 - 5/31/23	2,081.57
Deposit	06/22/2023	auto	Burnet County Appraisal Dist.	tax collection 6/1 - 6/15/23	1,261.29
Total Local Government Contracts					3,342.86
Sales Tax Revenue					
Deposit	06/09/2023	auto	HdL Companies	Sales tax ending 6/6/23	7,142.04
Total Sales Tax Revenue					7,142.04
Total Government Contracts					10,484.90
Interest Earned					
Deposit	06/30/2023			Interest	9.30
Deposit	06/30/2023			Interest	19.45
Deposit	06/30/2023			Interest	231.59
Total Interest Earned					260.34
Investments					
Interest-Savings, Short-term CD					
Deposit	06/25/2023	auto	First State Bank of Burnet	3 mo. interest	139.06
Deposit	06/30/2023			Interest	463.18
Total Interest-Savings, Short-term CD					602.24
Total Investments					602.24
Total Income					11,347.48
Expense					
Contract Services					
Insurance-Workers Compensation					
Deposit	06/30/2023	auto	Texas Mutual Ins. Company	policy dividend	-156.82
Total Insurance-Workers Compensation					-156.82
Legal Fees					
Check	06/30/2023	1507	Burns Anderson Jury Brenner, ...	architect contract review	100.00
Total Legal Fees					100.00
Outside Contract Services					
Burnet Co. Appraisal Dist.					
Tax Collection Legal Fees					
Deposit	06/06/2023	auto	Burnet County Appraisal Dist.	5/16 - 5/31/23	3.15
Deposit	06/22/2023	auto	Burnet County Appraisal Dist.	tax collection 6/1 - 6/15/23	15.49
Total Tax Collection Legal Fees					18.64
Burnet Co. Appraisal Dist. - Other					
Check	06/30/2023	1505	Burnet County Appraisal Dist.	3rd qtr fees	1,329.09
Total Burnet Co. Appraisal Dist. - Other					1,329.09
Total Burnet Co. Appraisal Dist.					1,347.73
Total Outside Contract Services					1,347.73
Total Contract Services					1,290.91

10:45 AM
07/10/23
Cash Basis

Burnet County Emergency Services District #2
Profit & Loss Detail
June 2023

Type	Date	Num	Name	Memo	Paid Amount
Operations					
Postage, Mail Service					
Check	06/30/2023	1506	US Postal Service	yearly PO box rental	146.00
Total Postage, Mail Service					146.00
Total Operations					146.00
Total Expense					1,436.91
Net Income					9,910.57

Cassie VFD/ Burnet ESD 2
 Burnet, TX
 This report was generated on 7/7/2023 3:12:39 PM



Incident Statistics

Zone(s): All Zones | Start Date: 06/01/2023 | End Date: 06/30/2023

INCIDENT COUNT			
INCIDENT TYPE		# INCIDENTS	
EMS		11	
FIRE		4	
TOTAL		15	
TOTAL TRANSPORTS (N2 and N3)			
APPARATUS	# of APPARATUS TRANSPORTS	# of PATIENT TRANSPORTS	TOTAL # of PATIENT CONTACTS
C-60	0	0	3
TOTAL	0	0	3
PRE-INCIDENT VALUE		LOSSES	
\$0.00		\$0.00	
CO CHECKS			
TOTAL			
MUTUAL AID			
Aid Type		Total	
Aid Given		5	
Aid Received		2	
OVERLAPPING CALLS			
# OVERLAPPING		% OVERLAPPING	
0		0	
LIGHTS AND SIREN - AVERAGE RESPONSE TIME (Dispatch to Arrival)			
Station	EMS	FIRE	
Cassie VFD-Elms Station	0:11:50	0:27:54	
AVERAGE FOR ALL CALLS		0:12:19	
LIGHTS AND SIREN - AVERAGE TURNOUT TIME (Dispatch to Enroute)			
Station	EMS	FIRE	
Cassie VFD-Elms Station	0:02:52	0:00:04	
AVERAGE FOR ALL CALLS		0:01:48	
AGENCY		AVERAGE TIME ON SCENE (MM:SS)	
Cassie VFD/ Burnet ESD 2		59:49	

Only Reviewed Incidents included. EMS for Incident counts includes only 300 to 399 Incident Types. All other incident types are counted as FIRE. CO Checks only includes Incident Types: 424, 736 and 734. # Apparatus Transports = # of incidents where apparatus transported. # Patient Transports = All patients transported by EMS. # Patient Contacts = # of PCR contacted by apparatus. This report now returns both NEMSIS 2 & 3 data as appropriate. For overlapping calls that span over multiple days, total per month will not equal Total count for year.



Cassie VFD/ Burnet ESD 2

Burnet, TX

This report was generated on 7/7/2023 3:13:02 PM



Incident Statistics

Zone(s): All Zones | Start Date: 01/01/2023 | End Date: 06/30/2023

INCIDENT COUNT			
INCIDENT TYPE		# INCIDENTS	
EMS		64	
FIRE		25	
TOTAL		89	
TOTAL TRANSPORTS (N2 and N3)			
APPARATUS	# of APPARATUS TRANSPORTS	# of PATIENT TRANSPORTS	TOTAL # of PATIENT CONTACTS
4490	0	0	1
C-60	0	0	22
TOTAL	0	0	23
PRE-INCIDENT VALUE		LOSSES	
\$0.00		\$0.00	
CO CHECKS			
TOTAL			
MUTUAL AID			
Aid Type		Total	
Aid Given		26	
Aid Received		4	
OVERLAPPING CALLS			
# OVERLAPPING		% OVERLAPPING	
0		0	
LIGHTS AND SIREN - AVERAGE RESPONSE TIME (Dispatch to Arrival)			
Station	EMS	FIRE	
Cassie VFD-Elms Station	0:07:42	0:18:28	
AVERAGE FOR ALL CALLS		0:09:06	
LIGHTS AND SIREN - AVERAGE TURNOUT TIME (Dispatch to Enroute)			
Station	EMS	FIRE	
Cassie VFD-Elms Station	0:01:29	0:03:24	
AVERAGE FOR ALL CALLS		0:01:38	
AGENCY		AVERAGE TIME ON SCENE (MM:SS)	
Cassie VFD/ Burnet ESD 2		36:57	

Only Reviewed Incidents included. EMS for Incident counts includes only 300 to 399 Incident Types. All other incident types are counted as FIRE. CO Checks only includes Incident Types: 424, 736 and 734. # Apparatus Transports = # of incidents where apparatus transported. # Patient Transports = All patients transported by EMS. # Patient Contacts = # of PCR contacted by apparatus. This report now returns both NEMSIS 2 & 3 data as appropriate. For overlapping calls that span over multiple days, total per month will not equal Total count for year.



Cassie VFD/ Burnet ESD 2

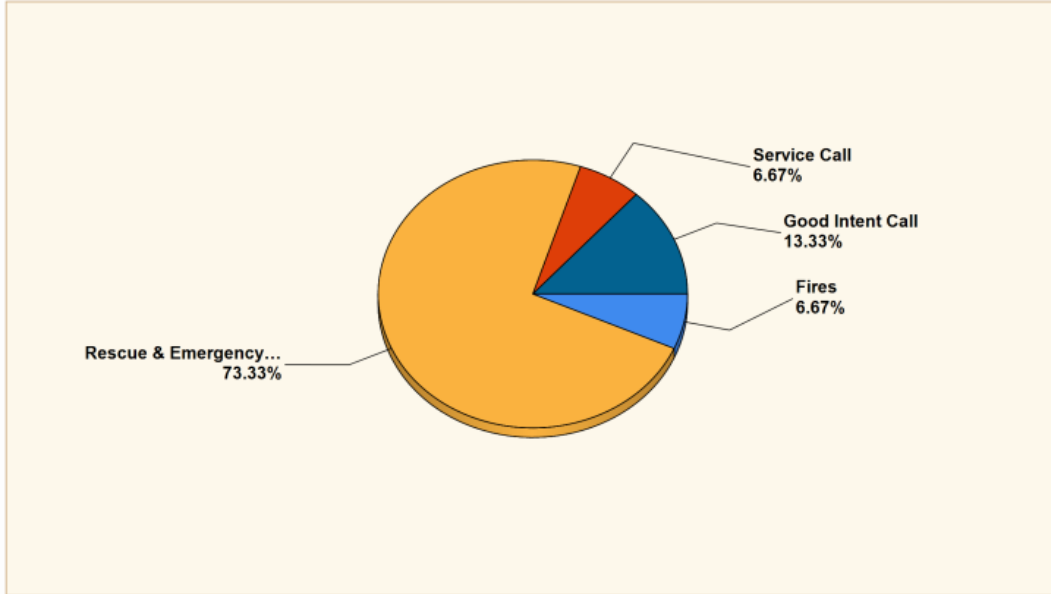
Burnet, TX

This report was generated on 7/7/2023 3:13:28 PM



Breakdown by Major Incident Types for Date Range

Zone(s): All Zones | Start Date: 06/01/2023 | End Date: 06/30/2023



MAJOR INCIDENT TYPE	# INCIDENTS	% of TOTAL
Fires	1	6.67%
Rescue & Emergency Medical Service	11	73.33%
Service Call	1	6.67%
Good Intent Call	2	13.33%
TOTAL	15	100%

Detailed Breakdown by Incident Type		
INCIDENT TYPE	# INCIDENTS	% of TOTAL
142 - Brush or brush-and-grass mixture fire	1	6.67%
311 - Medical assist, assist EMS crew	1	6.67%
321 - EMS call, excluding vehicle accident with injury	6	40%
324 - Motor vehicle accident with no injuries.	1	6.67%
361 - Swimming/recreational water areas rescue	1	6.67%
365 - Watercraft rescue	2	13.33%
542 - Animal rescue	1	6.67%
611 - Dispatched & cancelled en route	2	13.33%
TOTAL INCIDENTS:	15	100%

Only REVIEWED and/or LOCKED IMPORTED incidents are included. Summary results for a major incident type are not displayed if the count is zero.



Cassie VFD/ Burnet ESD 2

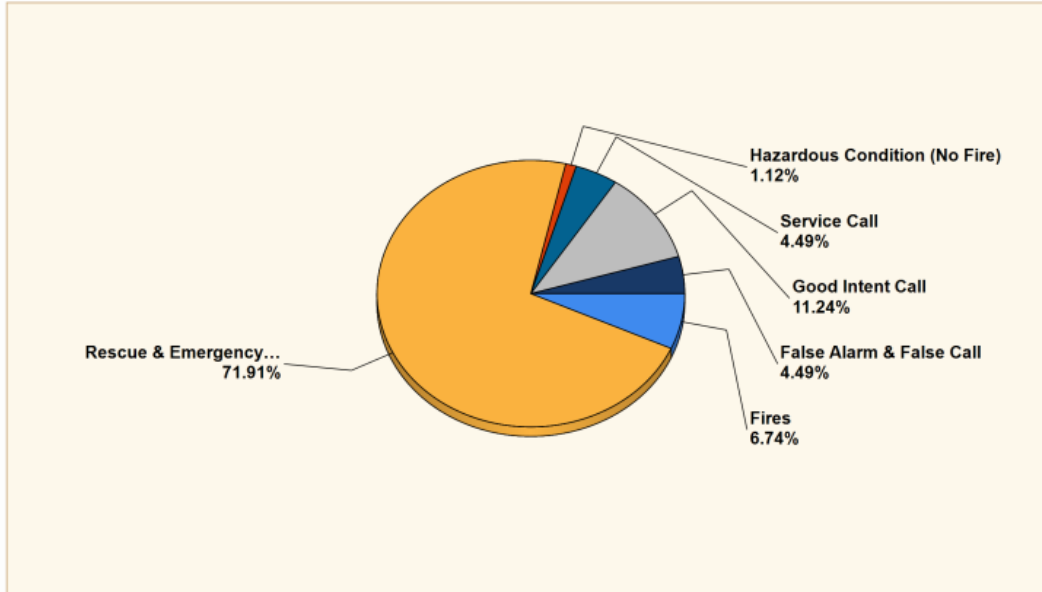
Burnet, TX

This report was generated on 7/7/2023 3:13:41 PM



Breakdown by Major Incident Types for Date Range

Zone(s): All Zones | Start Date: 01/01/2023 | End Date: 06/30/2023



MAJOR INCIDENT TYPE	# INCIDENTS	% of TOTAL
Fires	6	6.74%
Rescue & Emergency Medical Service	64	71.91%
Hazardous Condition (No Fire)	1	1.12%
Service Call	4	4.49%
Good Intent Call	10	11.24%
False Alarm & False Call	4	4.49%
TOTAL	89	100%

Detailed Breakdown by Incident Type		
INCIDENT TYPE	# INCIDENTS	% of TOTAL
142 - Brush or brush-and-grass mixture fire	3	3.37%
143 - Grass fire	3	3.37%
311 - Medical assist, assist EMS crew	9	10.11%
321 - EMS call, excluding vehicle accident with injury	37	41.57%
322 - Motor vehicle accident with injuries	9	10.11%
324 - Motor vehicle accident with no injuries.	3	3.37%
342 - Search for person in water	1	1.12%
361 - Swimming/recreational water areas rescue	1	1.12%
365 - Watercraft rescue	4	4.49%
445 - Arcing, shorted electrical equipment	1	1.12%
542 - Animal rescue	1	1.12%
551 - Assist police or other governmental agency	2	2.25%
561 - Unauthorized burning	1	1.12%
611 - Dispatched & cancelled en route	10	11.24%
700 - False alarm or false call, other	2	2.25%
743 - Smoke detector activation, no fire - unintentional	2	2.25%
TOTAL INCIDENTS:	89	100%

Cassie VFD/ Burnet ESD 2

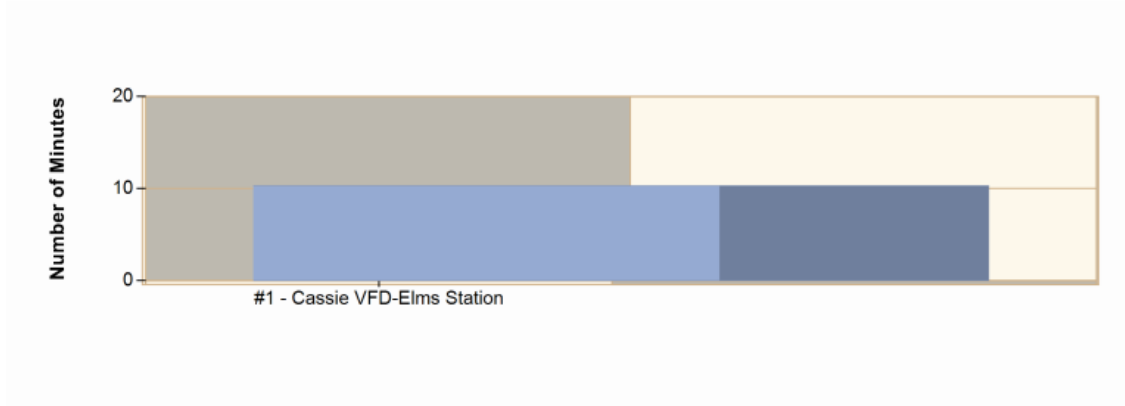
Burnet, TX

This report was generated on 7/7/2023 3:14:19 PM



Average Response Time per Station for Date Range

Start Date: 06/01/2023 | End Date: 06/30/2023



STATION	AVERAGE RESPONSE MM:SS (Dispatch to Arrived)
#1 - Cassie VFD-Elms Station	10:18

Average Response Time per Station for Date Range

Start Date: 01/01/2023 | End Date: 06/30/2023

STATION	AVERAGE RESPONSE MM:SS (Dispatch to Arrived)
#1 - Cassie VFD-Elms Station	8:40

AVERAGE RESPONSE TIME calculated from the average time difference between DISPATCH and ARRIVED times on Basic Info 4. Only REVIEWED incidents included.



emergencyreporting.com
Doc Id: 56
Page # 1 of 1

Cassie VFD/ Burnet ESD 2

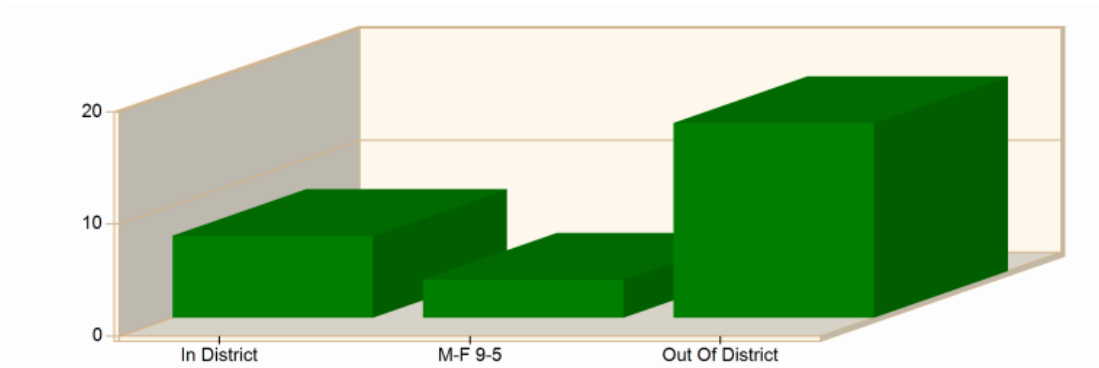
Burnet, TX

This report was generated on 7/7/2023 3:14:54 PM



Incident Average Response Time per Shift for Date Range

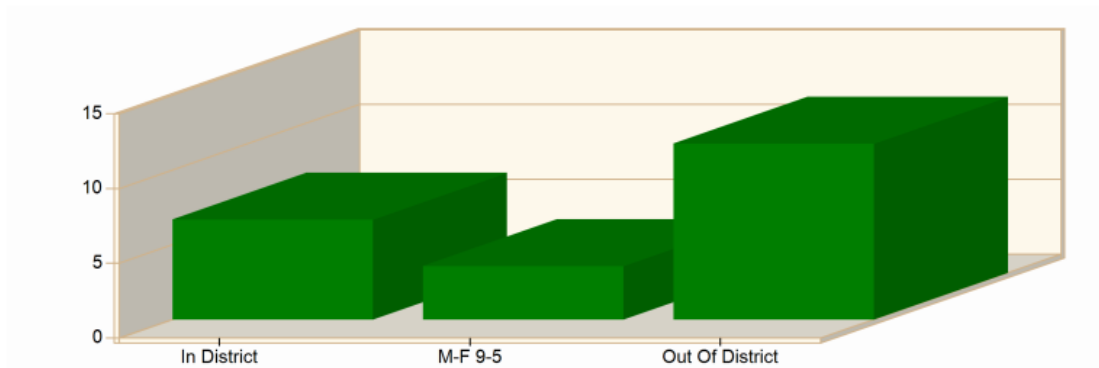
Start Date: 06/01/2023 | End Date: 06/30/2023



SHIFT	AVERAGE RESPONSE TIME (min) (Dispatch to Arrived)	CALLS
In District	7.28	8
M-F 9-5	3.37	2
Out Of District	17.34	2
Total Number of Calls:		12

Incident Average Response Time per Shift for Date Range

Start Date: 01/01/2023 | End Date: 06/30/2023



SHIFT	AVERAGE RESPONSE TIME (min) (Dispatch to Arrived)	CALLS
In District	6.68	41
M-F 9-5	3.57	20
Out Of District	11.76	21
Total Number of Calls:		82

Cassie VFD/ Burnet ESD 2

Burnet, TX

This report was generated on 7/7/2023 3:15:39 PM



Personnel Count per Incident for Date Range

Start Date: 06/01/2023 | End Date: 06/30/2023

INCIDENT NUMBER	DATE	INCIDENT TYPE	FDID	NUMBER OF PEOPLE		
				ON APPARATUS	NOT ON APPARATUS	TOTAL
2023-2300075	6/1/2023 14:54:33	321 - EMS call, excluding vehicle accident with injury	BP208	3	0	3
2023-2300076	6/4/2023 06:24:10	365 - Watercraft rescue	BP208	3	2	5
2023-2300077	6/7/2023 04:08:47	321 - EMS call, excluding vehicle accident with injury	BP208	2	0	2
2023-2300078	6/8/2023 07:32:26	321 - EMS call, excluding vehicle accident with injury	BP208	3	1	4
2023-2300079	6/10/2023 18:16:57	142 - Brush or brush-and-grass mixture fire	BP208	4	1	5
2023-2300080	6/13/2023 13:20:41	311 - Medical assist, assist EMS crew	BP208	5	0	5
2023-2300081	6/15/2023 10:10:56	611 - Dispatched & cancelled en route	BP208	1	0	1
2023-2300082	6/16/2023 20:16:20	365 - Watercraft rescue	BP208	1	4	5
2023-2300083	6/18/2023 11:21:04	611 - Dispatched & cancelled en route	BP208	1	0	1
2023-2300084	6/19/2023 20:40:16	361 - Swimming/recreational water areas rescue	BP208	1	5	6
2023-2300085	6/22/2023 04:29:26	324 - Motor vehicle accident with no injuries.	BP208	4	1	5
2023-2300086	6/22/2023 06:59:45	321 - EMS call, excluding vehicle accident with injury	BP208	1	2	3
2023-2300087	6/22/2023 18:24:10	321 - EMS call, excluding vehicle accident with injury	BP208	2	0	2
2023-2300088	6/27/2023 16:35:00	542 - Animal rescue	BP208	2	1	3
2023-2300089	6/30/2023 00:38:39	321 - EMS call, excluding vehicle accident with injury	BP208	4	0	4

TOTAL # OF INCIDENTS: 15

AVERAGES:

2.5

1.1

3.6

Personnel Count per Incident for Date Range

Start Date: 01/01/2023 | End Date: 06/30/2023

TOTAL # OF INCIDENTS: 89

AVERAGES:

3.3

1.2

4.5

Only REVIEWED incidents included



emergencyreporting.com
Doc Id: 358
Page # 1 of 1

Cassie VFD/ Burnet ESD 2

Burnet, TX

This report was generated on 7/7/2023 3:16:39 PM



Incidents per Zone for Date Range

Start Date: 06/01/2023 | End Date: 06/30/2023

INCIDENT NUMBER	INCIDENT TYPE	DATE	LOCATION	APPARATUS
ZONE: 01 - Cassie				
2023-2300078	321 - EMS call, excluding vehicle accident with injury	06/08/2023	112 CR 146	4490,C-60
2023-2300080	311 - Medical assist, assist EMS crew	06/13/2023	112 Cr 146	4490,B-51
2023-2300087	321 - EMS call, excluding vehicle accident with injury	06/22/2023	126 Lasso Loop	4490
2023-2300088	542 - Animal rescue	06/27/2023	600 N Chaparral	B-51
Total # Incidents for 01:				4
ZONE: 05 - Clear Creek				
2023-2300077	321 - EMS call, excluding vehicle accident with injury	06/07/2023	104 CLEAR CREEK DR	B-51,C-60
Total # Incidents for 05:				1
ZONE: 16 - West State Highway 29				
2023-2300085	324 - Motor vehicle accident with no injuries.	06/22/2023	9000 W Sh 29	B-50,B-51,C-60
2023-2300086	321 - EMS call, excluding vehicle accident with injury	06/22/2023	8600 W Sh 29	C-60
Total # Incidents for 16:				2
ZONE: 21 - Lake Buchanan				
2023-2300076	365 - Watercraft rescue	06/04/2023	300 S Chaparral	C-60,RB-30
2023-2300082	365 - Watercraft rescue	06/16/2023	1300 Fm 690	C-60
Total # Incidents for 21:				2
ZONE: 24 - Big Chief RV Park				
2023-2300089	321 - EMS call, excluding vehicle accident with injury	06/30/2023	1420 FM 690	B-51,C-60
Total # Incidents for 24:				1
ZONE: 27 - OOD-ELBVFD				
2023-2300083	611 - Dispatched & cancelled en route	06/18/2023	RR 2341	B-51
Total # Incidents for 27:				1
ZONE: 30 - OOD- Hoover Valley VFD				
2023-2300075	321 - EMS call, excluding vehicle accident with injury	06/01/2023	140 LOST TRL	B-51,C-60
2023-2300079	142 - Brush or brush-and-grass mixture fire	06/10/2023	260 CROWN LN	B-51,C-60,UTV31
2023-2300081	611 - Dispatched & cancelled en route	06/15/2023	335 shoals PKY	4490
Total # Incidents for 30:				3
ZONE: 37 - OODOC- Llano County Buchanan Dam VFD				
2023-2300084	361 - Swimming/recreational water areas rescue	06/19/2023	206 Forest DR	C-60
Total # Incidents for 37:				1
TOTAL # INCIDENTS:				15

INCIDENT NUMBER	INCIDENT TYPE	DATE	LOCATION	APPARATUS
ZONE: 27 - OOD-ELBVFD				
2023-2300002	611 - Dispatched & cancelled en route	01/12/2023	10000 FM 2341	C-60
2023-2300007	551 - Assist police or other governmental agency	01/20/2023	200 Loma Vista	C-60
2023-2300083	611 - Dispatched & cancelled en route	06/18/2023	RR 2341	B-51
Total # Incidents for 27:				3
ZONE: 28 - OOD- Burnet VFD				
2023-2300017	611 - Dispatched & cancelled en route	02/06/2023	3175 CR 101	B-51,T-40
2023-2300026	321 - EMS call, excluding vehicle accident with injury	03/04/2023	6161 W Sh 29	C-60
2023-2300031	142 - Brush or brush-and-grass mixture fire	03/22/2023	3200 S US 281	B-50,B-51,T-40
2023-2300060	311 - Medical assist, assist EMS crew	05/10/2023	701 ROCKY HOLLOW DR	C-60
Total # Incidents for 28:				4
ZONE: 29 - OOD- CI Burnet FD				
2023-2300013	611 - Dispatched & cancelled en route	01/31/2023	700 POSSUM TROT	T-40
Total # Incidents for 29:				1
ZONE: 30 - OOD- Hoover Valley VFD				
2023-2300006	611 - Dispatched & cancelled en route	01/19/2023	104 BLACK OAK LN	C-60
2023-2300022	311 - Medical assist, assist EMS crew	02/20/2023	6211 Park Rd 4	B-50,C-60
2023-2300023	324 - Motor vehicle accident with no injuries.	02/22/2023	6409 CR 116	C-60
2023-2300030	311 - Medical assist, assist EMS crew	03/21/2023	201 CR 134	C-60
2023-2300036	311 - Medical assist, assist EMS crew	03/31/2023	219 CR 118A	C-60
2023-2300041	561 - Unauthorized burning	04/04/2023	700 Apache dr	B-50
2023-2300058	445 - Arcing, shorted electrical equipment	05/09/2023	5900 FM 3509	E-21
2023-2300062	322 - Motor vehicle accident with injuries	05/11/2023	6704 Park Rd 4	B-51,C-60,E-20
2023-2300064	611 - Dispatched & cancelled en route	05/12/2023	930 Iroquois DR	4490
2023-2300074	322 - Motor vehicle accident with injuries	05/31/2023	6400 CR 116	C-60
2023-2300075	321 - EMS call, excluding vehicle accident with injury	06/01/2023	140 LOST TRL	B-51,C-60
2023-2300079	142 - Brush or brush-and-grass mixture fire	06/10/2023	260 CROWN LN	B-51,C-60,UTV31
2023-2300081	611 - Dispatched & cancelled en route	06/15/2023	335 shoals PKY	4490
Total # Incidents for 30:				13
ZONE: 36 - OOD- Spicewood VFD				
2023-2300001	611 - Dispatched & cancelled en route	01/04/2023	4323 E SH 71	B-51,T-40
2023-2300024	143 - Grass fire	02/23/2023	200 cedar mountain DR	B-50,T-40
Total # Incidents for 36:				2
ZONE: 37 - OODOC- Llano County Buchanan Dam VFD				
2023-2300042	322 - Motor vehicle accident with injuries	04/10/2023	W Sh 29	C-60,E-20
2023-2300084	361 - Swimming/recreational water areas rescue	06/19/2023	206 Forest DR	C-60
Total # Incidents for 37:				2
ZONE: 39 - OOOOOD- LLANO COUNTY TOW VFD				
2023-2300070	342 - Search for person in water	05/20/2023	1510 parkway	C-60,RB-30
Total # Incidents for 39:				1
TOTAL # INCIDENTS:				26

2:41 PM
07/08/23
Cash Basis

Cassie Volunteer Fire Department
Balance Sheet
As of June 30, 2023

	Jun 30, 23
ASSETS	
Current Assets	
Checking/Savings	
1010 · CASSIE VFD-ESD2	45,625.28
Total Checking/Savings	45,625.28
Total Current Assets	45,625.28
Fixed Assets	
1410 · Land	13,820.69
1420 · Furniture & Fixtures	10,438.09
1430 · Vehicles & Equipment	1,189,560.79
1440 · EMS Equipment	5,037.56
1450 · Communication Equipment	103,956.55
1460 · Buildings	123,895.61
1510 · Accumulated Depreciation	-1,058,463.72
Total Fixed Assets	388,245.57
Other Assets	
1090 · Transfers (In/Out)	70,000.00
Total Other Assets	70,000.00
TOTAL ASSETS	503,870.85
LIABILITIES & EQUITY	
Liabilities	
Current Liabilities	
Other Current Liabilities	
2010 · Employer & Emp. Payroll Tax	1,820.77
Total Other Current Liabilities	1,820.77
Total Current Liabilities	1,820.77
Total Liabilities	1,820.77
Equity	
3010 · Unrestricted Net Assets-Ret.Ern	469,600.34
Net Income	32,449.74
Total Equity	502,050.08
TOTAL LIABILITIES & EQUITY	503,870.85

2:59 PM
 07/08/23
 Cash Basis

**Cassie Volunteer Fire Department
 Profit & Loss Budget vs. Actual
 October 2022 through June 2023**

	Oct '22 - Jun 23	Budget	\$ Over Budget
Income			
4000 · Income			
4005 · ESD payments	169,125.75	225,501.00	-56,375.25
4040 · FD Reimbursement	1,650.00		
4070 · ESD Reimbursement	2,815.00		
Total 4000 · Income	173,590.75	225,501.00	-51,910.25
Total Income	173,590.75	225,501.00	-51,910.25
Expense			
5000 · ADMINISTRATIVE			
5005 · Accounting	1,200.00	1,500.00	-300.00
5010 · Legal Services	0.00	100.00	-100.00
5015 · Meetings	0.00	300.00	-300.00
5020 · Office Equipment/Maint.	152.38	258.00	-105.62
5025 · Office Supplies	804.73	1,000.00	-195.27
5030 · Printer Supplies	0.00	300.00	-300.00
5035 · Shipping/Postage/PO Box Rental	60.00	150.00	-90.00
5040 · Subscrptn/Dues/Membrshp/RecMgmt	4,297.81	5,000.00	-702.19
5042 · Record Mgmt Systems-ER,PC,CAD	3,768.27	5,500.00	-1,731.73
5045 · Travel Allowance	0.00	100.00	-100.00
5050 · Uniforms (Caps and Shirts)	13.99	2,000.00	-1,986.01
5055 · Printing Services	0.00	100.00	-100.00
5060 · Banking/SftyDepBox/Chks/BkgdCks	20.00	100.00	-80.00
5065 · Finance Chgs/Late Fees/Sales Tx	40.00	0.00	40.00
5070 · Replen Petty Cash/Toll Charges	0.00	350.00	-350.00
5076 · RECRUITMENT & RETENTION	4,508.30	10,200.00	-5,691.70
5078 · Items to be reimbursed by ESD	1,650.00		
Total 5000 · ADMINISTRATIVE	16,515.48	26,958.00	-10,442.52
5200 · PAID POSITION			
5205 · Base Salary	46,153.80	60,000.00	-13,846.20
5215 · CVFD SS & Medicare Tax Match	3,530.80	4,590.00	-1,059.20
Total 5200 · PAID POSITION	49,684.60	64,590.00	-14,905.40
5300 · BUILDING AND GROUNDS			
5305 · Botanical Supplies	0.00	50.00	-50.00
5310 · Janitorial Supplies	54.41	200.00	-145.59
5320 · Repairs and Maintenance	920.04	1,500.00	-579.96
5325 · Furn&YardEquip Repl/Rep/New	2,031.64	1,000.00	1,031.64
5330 · Electrical Service	1,988.79	4,200.00	-2,211.21
5335 · Telephone Service	3,612.70	6,600.00	-2,987.30
Total 5300 · BUILDING AND GROUNDS	8,607.58	13,550.00	-4,942.42
5600 · COMMUNICATIONS			
5605 · Batteries, Clips, Acc.	1,578.76	500.00	1,078.76
5615 · Non-Warranty Repair	0.00	300.00	-300.00
5620 · Digital Radio and Pagers	0.00	500.00	-500.00
Total 5600 · COMMUNICATIONS	1,578.76	1,300.00	278.76
6600 · INSURANCE			
6605 · Building and Property	2,892.00	5,040.00	-2,148.00
6610 · Vehicle	6,368.00	10,752.00	-4,384.00
6615 · Personnel Coverage	14,227.42	14,000.00	227.42
Total 6600 · INSURANCE	23,487.42	29,792.00	-6,304.58

2:59 PM
 07/08/23
 Cash Basis

**Cassie Volunteer Fire Department
 Profit & Loss Budget vs. Actual
 October 2022 through June 2023**

	Oct '22 - Jun 23	Budget	\$ Over Budget
7000 · OPERATIONS			
7007 · CAD-Computer Aided Dispatch	0.00	5,500.00	-5,500.00
7010 · Fuel-Vehicle and Equipment	65.17	250.00	-184.83
7012 · Fuelman-Vehicles & Equipment	4,429.99	16,000.00	-11,570.01
7015 · Equipment Maint/Repr-Vendor	0.00	500.00	-500.00
7020 · Fire Extinguisher Test/Repr	145.00	300.00	-155.00
7025 · Fire Suppressant Supplies	0.00	5,000.00	-5,000.00
7030 · First Responder Supplies	932.17	4,500.00	-3,567.83
7035 · Ladder, Pump & Hose Testing	2,756.00	4,000.00	-1,244.00
7040 · Minor Tools	255.49	150.00	105.49
7045 · Veh/Epmt Lights-Decals-Safety	0.00	100.00	-100.00
7050 · Personal Protect Equip-PPE	6,062.19	4,000.00	2,062.19
7055 · PPE Testing/Cleaning/Repair	0.00	500.00	-500.00
7057 · Operations - Radio Service Fee	5,296.44	5,300.00	-3.56
7060 · Rehabilitation Supplies	312.23	500.00	-187.77
7065 · Rescue Equipment Maint/Repr	0.00	250.00	-250.00
7070 · SCBA Testing/Hydro/FaceMsk/Pack	0.00	2,500.00	-2,500.00
7072 · SCBA MAINTENANCE & REPAIR	0.00	500.00	-500.00
7075 · State Veh Safety Inspec&Regist	51.50	150.00	-98.50
7080 · Vehicle Maintenance/Repair	282.72	2,000.00	-1,717.28
7085 · Vehicle Maint/Repr(Vendor)	2,209.22	16,000.00	-13,790.78
7090 · Equipmt Replmt(Fire Fightg)	0.00	1,750.00	-1,750.00
7095 · Fire Fighting Equipmt - NEW	14,117.59	2,500.00	11,617.59
7096 · FIRE FIGHTING EQUIPMENT-MAINTEN	459.73	1,007.00	-547.27
7100 · Rescue Equipment - NEW	962.09	1,000.00	-37.91
7105 · Rescue Equipment - REPLMNT	0.00	200.00	-200.00
Total 7000 · OPERATIONS	38,337.53	74,457.00	-36,119.47
8000 · TRAINING			
8005 · AED, CPR, First Aid	0.00	454.00	-454.00
8020 · Training -VENDOR	2,329.06	7,000.00	-4,670.94
8022 · Training-Certification&Testing	118.10	1,000.00	-881.90
8025 · Per Diem Travel/Lodging	158.78	4,000.00	-3,841.22
8030 · Wildland	0.00	500.00	-500.00
8035 · Educational Supplies	0.00	600.00	-600.00
Total 8000 · TRAINING	2,605.94	13,554.00	-10,948.06
9000 · PUBLIC RELATIONS			
9005 · Educational Supplies	0.00	100.00	-100.00
9010 · Public Eductn/Relatn/Apprtn	0.00	500.00	-500.00
9015 · Shipping and Postage	0.00	100.00	-100.00
9020 · Printing	0.00	100.00	-100.00
9025 · Recognition/Thank You	323.70	500.00	-176.30
Total 9000 · PUBLIC RELATIONS	323.70	1,300.00	-976.30
Total Expense	141,141.01	225,501.00	-84,359.99
Net Income	32,449.74	0.00	32,449.74

2:54 PM
 07/08/23
 Cash Basis

Cassie Volunteer Fire Department
Profit & Loss by Class
 October 2022 through June 2023

	ESD	FD	FDE	TOTAL
Income				
4000 · Income				
4005 · ESD payments	119,883.25	0.00	49,242.50	169,125.75
4040 · FD Reimbursement	1,650.00	0.00	0.00	1,650.00
4070 · ESD Reimbursement	2,815.00	0.00	0.00	2,815.00
Total 4000 · Income	124,348.25	0.00	49,242.50	173,590.75
Total Income	124,348.25	0.00	49,242.50	173,590.75
Expense				
5000 · ADMINISTRATIVE				
5005 · Accounting	675.00	0.00	525.00	1,200.00
5020 · Office Equipment/Maint.	152.38	0.00	0.00	152.38
5025 · Office Supplies	804.73	0.00	0.00	804.73
5035 · Shipping/Postage/PO Box Rental	60.00	0.00	0.00	60.00
5040 · Subscrptn/Dues/Membrshp/RecMgmt	4,297.81	0.00	0.00	4,297.81
5042 · Record Mgmt Systems-ER,PC,CAD	3,768.27	0.00	0.00	3,768.27
5050 · Uniforms (Caps and Shirts)	13.99	0.00	0.00	13.99
5060 · Banking/SftyDepBox/Chks/BkgdCks	20.00	0.00	0.00	20.00
5065 · Finance Chgs/Late Fees/Sales Tx	40.00	0.00	0.00	40.00
5076 · RECRUITMENT & RETENTION	4,508.30	0.00	0.00	4,508.30
5078 · Items to be reimbursed by ESD	1,650.00	0.00	0.00	1,650.00
Total 5000 · ADMINISTRATIVE	15,990.48	0.00	525.00	16,515.48
5200 · PAID POSITION				
5205 · Base Salary	0.00	0.00	46,153.80	46,153.80
5215 · CVFD SS & Medicare Tax Match	0.00	0.00	3,530.80	3,530.80
Total 5200 · PAID POSITION	0.00	0.00	49,684.60	49,684.60
5300 · BUILDING AND GROUNDS				
5310 · Janitorial Supplies	54.41	0.00	0.00	54.41
5320 · Repairs and Maintenance	920.04	0.00	0.00	920.04
5325 · Furn&YardEquip Repl/Rep/New	866.71	1,164.93	0.00	2,031.64
5330 · Electrical Service	1,988.79	0.00	0.00	1,988.79
5335 · Telephone Service	3,612.70	0.00	0.00	3,612.70
Total 5300 · BUILDING AND GROUNDS	7,442.65	1,164.93	0.00	8,607.58
5600 · COMMUNICATIONS				
5605 · Batteries, Clips, Acc.	1,578.76	0.00	0.00	1,578.76
Total 5600 · COMMUNICATIONS	1,578.76	0.00	0.00	1,578.76
6600 · INSURANCE				
6605 · Building and Property	2,892.00	0.00	0.00	2,892.00
6610 · Vehicle	6,368.00	0.00	0.00	6,368.00
6615 · Personnel Coverage	14,227.42	0.00	0.00	14,227.42
Total 6600 · INSURANCE	23,487.42	0.00	0.00	23,487.42
7000 · OPERATIONS				
7010 · Fuel-Vehicle and Equipment	65.17	0.00	0.00	65.17
7012 · Fuelman-Vehicles & Equipment	4,429.99	0.00	0.00	4,429.99
7020 · Fire Extinguisher Test/Repr	145.00	0.00	0.00	145.00
7030 · First Responder Supplies	932.17	0.00	0.00	932.17
7035 · Ladder, Pump & Hose Testing	2,756.00	0.00	0.00	2,756.00
7040 · Minor Tools	255.49	0.00	0.00	255.49
7050 · Personal Protect Equip-PPE	6,062.19	0.00	0.00	6,062.19
7057 · Operations - Radio Service Fee	5,296.44	0.00	0.00	5,296.44
7060 · Rehabilitation Supplies	286.69	25.54	0.00	312.23
7075 · State Veh Safety Inspec&Regist	51.50	0.00	0.00	51.50
7080 · Vehicle Maintenance/Repair	282.72	0.00	0.00	282.72
7085 · Vehicle Maint/Repr(Vendor)	2,209.22	0.00	0.00	2,209.22
7095 · Fire Fighting Equipmt - NEW	14,117.59	0.00	0.00	14,117.59

2:54 PM
 07/08/23
 Cash Basis

Cassie Volunteer Fire Department
Profit & Loss by Class
 October 2022 through June 2023

	ESD	FD	FDE	TOTAL
7096 · FIRE FIGHTING EQUIPMENT-MAINTEN	459.73	0.00	0.00	459.73
7100 · Rescue Equipment - NEW	962.09	0.00	0.00	962.09
Total 7000 · OPERATIONS	38,311.99	25.54	0.00	38,337.53
8000 · TRAINING				
8020 · Training -VENDOR	2,329.06	0.00	0.00	2,329.06
8022 · Training-Certification&Testing	118.10	0.00	0.00	118.10
8025 · Per Diem Travel/Lodging	158.78	0.00	0.00	158.78
Total 8000 · TRAINING	2,605.94	0.00	0.00	2,605.94
9000 · PUBLIC RELATIONS				
9025 · Recognition/Thank You	323.70	0.00	0.00	323.70
Total 9000 · PUBLIC RELATIONS	323.70	0.00	0.00	323.70
Total Expense	89,740.94	1,190.47	50,209.60	141,141.01
Net Income	34,607.31	-1,190.47	-967.10	32,449.74

2:48 PM
07/08/23
Cash Basis

**Cassie Volunteer Fire Department
Profit & Loss Detail
June 2023**

Date	Name	Memo	Class	Paid Amount
Income				
Expense				
5000 - ADMINISTRATIVE				
5020 - Office Equipment/Maint.				
06/12/2023	Chase Card Serv...	Lowes--mailbox for the station so usps can deliver packa...	ESD	152.38
Total 5020 - Office Equipment/Maint.				152.38
5025 - Office Supplies				
06/12/2023	Chase Card Serv...	Apple-monthly icloud storage for reports	ESD	0.99
06/12/2023	Chase Card Serv...	Norton-account credit given in lieu of removing taxes cha...	ESD	-48.34
06/12/2023	Chase Card Serv...	Intuit-Quickbooks-Upgrade to QB 2023 so we would cont...	ESD	583.31
Total 5025 - Office Supplies				535.96
5040 - Subscrptn/Dues/Membrshp/RecMgmt				
06/12/2023	Chase Card Serv...	YMCA-May membership- Herwig couple-billing from the ...	ESD	37.42
06/12/2023	Chase Card Serv...	YMCA-May membership-Kelley-family-billing from the Y f...	ESD	35.55
06/12/2023	Chase Card Serv...	YMCA-May membership-Sanchez-couple-billing from the...	ESD	51.45
06/12/2023	Chase Card Serv...	YMCA-May membership-Curtis -family-billing from the Y ...	ESD	60.80
06/12/2023	Chase Card Serv...	YMCA-May membership for D.Lee-couple-billing from th...	ESD	37.42
06/12/2023	Chase Card Serv...	YMCA-June membership-Sanchez-couple	ESD	55.00
06/12/2023	Chase Card Serv...	YMCA-June membership-Dupont-couple	ESD	55.00
06/12/2023	Chase Card Serv...	YMCA -June membership-Curtis-family	ESD	65.00
06/12/2023	Chase Card Serv...	YMCA-June membership-Kelley-family	ESD	65.00
06/12/2023	Chase Card Serv...	YMCA-June membership-Herwig-senior couple	ESD	40.00
06/12/2023	Chase Card Serv...	YMCA-June membership-Lee-couple senior	ESD	40.00
06/12/2023	Chase Card Serv...	YMCA-June membership-Rivera-single	ESD	38.00
Total 5040 - Subscrptn/Dues/Membrshp/RecMgmt				580.64
5042 - Record Mgmt Systems-ER,PC,CAD				
06/12/2023	Chase Card Serv...	ESO--emergency reporting for CAD and Patient Care RE...	ESD	1,122.70
Total 5042 - Record Mgmt Systems-ER,PC,CAD				1,122.70
Total 5000 - ADMINISTRATIVE				2,391.68
5200 - PAID POSITION				
5205 - Base Salary				
06/13/2023	Derrick R Curtis	Salary-Payroll for period ending 6-16-23	FDE	2,307.69
06/27/2023	Derrick R Curtis	Salary-payroll for period ending 6-30-2023	FDE	2,307.69
Total 5205 - Base Salary				4,615.38
5215 - CVFD SS & Medicare Tax Match				
06/13/2023	Derrick R Curtis	Payroll for period ending 6-16-23	FDE	176.54
06/27/2023	Derrick R Curtis	payroll for period ending 6-30-2023	FDE	176.54
Total 5215 - CVFD SS & Medicare Tax Match				353.08
Total 5200 - PAID POSITION				4,968.46
5300 - BUILDING AND GROUNDS				
5310 - Janitorial Supplies				
06/12/2023	Chase Card Serv...	HEB-1 box of 50 contractor trash bags for debris clean u...	ESD	43.93
Total 5310 - Janitorial Supplies				43.93
5320 - Repairs and Maintenance				
06/15/2023	Circle S Pest Co...	SR#80452-quarterly pest control treatment	ESD	82.50
Total 5320 - Repairs and Maintenance				82.50
5330 - Electrical Service				
06/15/2023	PEC	Acct#3000098825-monthly stmt for period 4-22-23--5-22...	ESD	170.57
Total 5330 - Electrical Service				170.57

2:48 PM
 07/08/23
 Cash Basis

**Cassie Volunteer Fire Department
 Profit & Loss Detail
 June 2023**

Date	Name	Memo	Class	Paid Amount
5335 - Telephone Service				
06/12/2023	Chase Card Serv...	281-Internet service for the station for the period 5-10-23...	ESD	167.00
06/12/2023	Chase Card Serv...	VZWRLSS-monthly wireless service for phone and CAD ...	ESD	250.25
Total 5335 - Telephone Service				417.25
Total 5300 - BUILDING AND GROUNDS				714.25
7000 - OPERATIONS				
7012 - Fuelman-Vehicles & Equipment				
06/07/2023	Fuelman	5-10-23-4460-2-EMS, 1-Fire-HV	ESD	59.75
06/07/2023	Fuelman	5-16-23-4460-6 EMS, 2 Auto, 2 Fire-Cassie & Bumpy Ri...	ESD	49.87
06/07/2023	Fuelman	5-22-23-4460-2 SAR, 1EMS, and Meetings	ESD	57.86
06/07/2023	Fuelman	5-26-23-4460-2EMS and Meetings	ESD	61.00
06/07/2023	Fuelman	5-23-23-4450 Pump regular fill up	ESD	8.77
06/07/2023	Fuelman	5-9-23-Gas Can -4451- regular fillup	ESD	13.31
06/07/2023	Fuelman	5-16-23-4420- 1 Auto-HV, 1 Auto-Cassie	ESD	25.78
06/07/2023	Fuelman	5-2-23-4421- regular fill up	ESD	28.06
06/07/2023	Fuelman	5-16-23-4421-1Fire-HV and regular fill up	ESD	27.59
06/07/2023	Fuelman	5-2-23-4450-regular fill up	ESD	41.96
06/07/2023	Fuelman	5-23-23-4450-1Fire-Cassie and regular fill up	ESD	34.27
06/07/2023	Fuelman	5-23-23-4451-9EMS, 1Auto	ESD	57.73
Total 7012 - Fuelman-Vehicles & Equipment				465.95
7050 - Personal Protect Equip-PPE				
06/24/2023	Municipal Emerg...	Inv#IN1889181-22-pair of guanlet gloves for structure fir...	ESD	3,230.81
Total 7050 - Personal Protect Equip-PPE				3,230.81
7075 - State Veh Safety Inspec&Regist				
06/12/2023	Chase Card Serv...	Quickbrakes-safety inspection for Brush 51-4451	ESD	14.00
Total 7075 - State Veh Safety Inspec&Regist				14.00
7080 - Vehicle Maintenance/Repair				
06/06/2023	NAPA	Acct#7148--Inv#230-641952--one container of heavy dut...	ESD	13.99
06/12/2023	Chase Card Serv...	NAPA-heavy weight oil and silicone for Brush 50-4450	ESD	27.58
Total 7080 - Vehicle Maintenance/Repair				41.57
7085 - Vehicle Maint/Repr(Vendor)				
06/12/2023	Chase Card Serv...	Quickbrakes-oil change for Brush 51-4451	ESD	192.94
Total 7085 - Vehicle Maint/Repr(Vendor)				192.94
Total 7000 - OPERATIONS				3,945.27
8000 - TRAINING				
8020 - Training -VENDOR				
06/12/2023	Chase Card Serv...	TEEX-EMR Training online for D. Lee	ESD	665.00
06/12/2023	Chase Card Serv...	Jones & Barlett-text book for D. Lee's online EMR class	ESD	263.11
Total 8020 - Training -VENDOR				928.11
Total 8000 - TRAINING				928.11
Total Expense				12,947.77
Net Income				-12,947.77

2:14 PM
07/08/23
Cash Basis

Cassie Volunteer Fire Dept. & EMS
Balance Sheet
As of June 30, 2023

	Jun 30, 23
ASSETS	
Current Assets	
Checking/Savings	
1010 - FSB of Burnet - 68007	98,683.64
Total Checking/Savings	98,683.64
Total Current Assets	98,683.64
Other Assets	
1090 - Transfers (In/Out)	-70,000.00
Total Other Assets	-70,000.00
TOTAL ASSETS	28,683.64
LIABILITIES & EQUITY	
Equity	
3010 - Unrestricted Net Assets	24,801.12
Net Income	3,882.52
Total Equity	28,683.64
TOTAL LIABILITIES & EQUITY	28,683.64

2:20 PM
07/08/23
Cash Basis

Cassie Volunteer Fire Dept. & EMS
Profit & Loss Detail
June 2023

Date	Name	Memo	Class	Paid Amount
Income				
4000 - INCOME				
4020 - Group & Company Donations				
06/28/2023	Texas Mutual Ins	Texas Mutual - 2023 Safety Dividend	FD	3,603.52
Total 4020 - Group & Company Donations				3,603.52
Total 4000 - INCOME				3,603.52
Total Income				3,603.52
Expense				
Net Income				3,603.52

Burnet County Emergency Services District No. 2
FY 2023-2024

	Oct. 23- Sept 24
Income	
Government Contracts	\$ 421,906.00
Sales Tax revenue	100,000.00
Bank - Interest Earned	90.00
Investments - Interest Earned	12,000.00
Total Income	\$ 533,996.00
Expenses	
Contract Services	
Accounting Fees	8,500.00
Cassie Volunteer Fire Dept	236,764.00
CVFD-Capital Expenditures	6,000.00
Insurance-Liability & D.O.	2,595.00
Insurance-Workers Compensation	454.25
Legal Fees	5,000.00
BCAD Fees	6,020.23
Total Contract Services	\$ 265,333.48
Operations	
Newspaper Advertisement	100.00
Postage, Mail Service	244.00
Total Operations	\$ 344.00
Other Expenses	
Memberships and Dues	275.00
Computer hardware & software	1,000.00
Total Other Expenses	\$ 1,275.00
Travel and Meetings	
Conference, Convention, Meeting	5,000.00
Travel	600.00
Total Travel and Meetings	\$ 5,600.00
Sales Tax Expenditures - Capital expense	\$ 5,000.00
Total Expenses	\$ 272,552.48
Capital Reserve	\$ 261,443.52
Net Income	\$0.00

