



BURNET COUNTY EMERGENCY SERVICES DISTRICT NO. 2  
P.O. Box 249  
Buchanan Dam, Texas 78609-0249

**Minutes (Official) – March 16, 2023**

**1. (AI)<sup>1</sup> Call meeting to order.**

*(AD)<sup>2</sup>At 10:00 a.m., March 16, 2023, the Regular Meeting for the Board of Emergency Service Commissioners of Burnet County Emergency Services District No. 2 was called to order by President Richard Bremer at the Cassie Volunteer Fire Department, 3900 RR 690, Burnet, Texas 78611. Notice of this meeting (Enclosure 1) had been previously posted at the Burnet County Courthouse and the Cassie VFD website ([www.cassievfd.com](http://www.cassievfd.com)), in compliance with the provisions of Chapter 551, Texas Government Code.*

**2. (AI) Establish a quorum.**

*(AD) Board member in attendance were:*

*Richard Bremer*

*Robbie Cheatham*

*Jodeen Lee*

*Sharon Barclay*

*John Call - absent*

*Commissioner Bremer confirmed a quorum was present.*

**3. (AI) Pledge of Allegiance**

*(AD) The quorum having been established, the Pledge of Allegiance to the United States was rendered with appropriate honors.*

---

<sup>1</sup> AI – Agenda Item

<sup>2</sup> AD – Action and/or Discussion by BCESD-2Commissioners

**4. (AI) Invocation**

*(AD) The Invocation was offered by Commissioner Bremer.*

**5. (AI) Welcome guests**

*(AD) Commissioner Bremer welcomed to the meeting:*

*CVFD Chief Derrick Curtis*

*Mrs. Laura Schneider, CVFD*

**6. (AI) Comments from the Board and Public not scheduled on the agenda may speak, however no action can be taken on these items and the Board will not debate the comments at this meeting. Comments regarding specific agenda items should occur when the item is called. There is a 2-minute speaking limit.**

*(AD) Commissioner Bremer opened the floor for comments; no comments were given.*

**7. (AI) Accept minutes from the February 16, 2023 meeting.**

*(AD) Commissioner Bremer called for corrections to the February 16, 2023 Meeting Minutes; with no additional changes the Minutes were accepted as presented.*

**8. (AI) ESD #2 Treasurer Report**

*(AD) Commissioner Lee gave the ESD Treasurer's Report for February 2023.*

*Balances – Checking: \$351,145.76*

*CD: \$157,491.81*

*Total Assets: \$508,637.57*

*Income: \$115,170.27*

*Expenses: \$5314.48*

*Net: \$109,879.48 (Enclosure 2)*

*Report for Sales Tax February 2023*

*Balance: \$139,106.10*

*Income: \$9990.21*

*Expenses: 0 (Enclosure 3)*

*Commissioner Bremer called for questions or comments for the Treasurer's Report; Commissioner Barclay questioned if the Sales Tax Income should be reflected with the Income on the Budget v. Actual as there is a line item for Sales Tax Revenue and for Expenses. Commissioner Lee stated that she will investigate this with the assistance of Mrs. Taber. With no further questions, the report was accepted as presented.*

**9. (AI) Discussion and/or action regarding the disbursement of funds**

*(AD) Commissioner Bremer asked for any anticipated items regarding upcoming expenses. Commissioner Lee reported that anticipated expenses included HdL, CVFD Quarterly payment, and the Tax Assessor Quarterly payment.*

**10. (AI) Discussion and/or action concerning the investment of excess funds from the Regular Account for future capital expenditures. Update on investment options for the Regular Account and the Sales Tax Account**

*(AD) Commissioner Lee presented information obtained from Texas CLASS Local Government Investment Pool; she stated that there were two avenues of investment available for ESD's, both currently yielding over 4% with little restriction for withdrawals. Commissioner Lee will contact Texas CLASS and ask for a representative to attend the April meeting for further information.*

**11. (AI) Report from the Cassie Volunteer Fire Department.**

**A. Report of VFD**

- 1. Number of calls.**
- 2. Training, etc.**
- 3. Other department activity or concerns.**

**B. Cassie VFD Financial Report**

**C. Discussion and/or approval of Capital Expenditures for Cassie VFD, if applicable**

*(AD) A. Chief Curtis gave the report for CVFD activity for the month of February. CVFD responded to 12 calls – 9 EMS/ 3 Fire. Mutual Aid – 4 given, 0 received. There were no overlapping calls. Average response time for February was 10.29; In-District calls 3.70, M-F 1.44, Out-of-District is 15.74. Average personnel per call for February was 5. (Enclosure 4)*

*Chief Curtis reported that Verizon had turned off the old Fire Department telephone number due to it not being technically supported. There was a new number, and the website information was updated.*

*Chief Curtis reported that agencies are planning for the Solar Eclipse that will be on April 8, 2024, and the activities that surround the event. It is currently estimated that there will be an additional 100,000 to possibly 500,000 people in attendance in the area during the Eclipse.*

*B. Mrs. Schneider gave the CVFD Treasurers Report for February 2023. There was a balance of \$41,323.42 in checking. Expenses for February were \$13,885.29 which included routine operational expenses. (Enclosure 5). Commissioner Barclay inquired about the Tactical Gear and Chief Curtis explained that there was to be a grant reimbursement which would show in the CVFD Account; other expense for the gear was from the Operational budget.*

*Mrs. Schneider reported on the CVFD Account – current balance is \$99,531.12, which included several donations and a grant reimbursement. (Enclosure 6).*

*C. No new items.*

**12. (AI) Report from the Joint Task Force concerning the 5-year plan.**

*(AD) Commissioner Bremer reported that there had been no meetings in February.*

**13. (AI) Update on the Request for Qualifications (RFQ) for Architectural / Engineering Services for the new apparatus bay building. Discussion and/or action on the Request for Qualifications for Architectural / Engineering Services for the new Apparatus Bay building.**

*(AD) Chief Curtis presented two responses from the public notification of the RFQ; the companies that responded were Martinez Architects and Eric Holmes Custom Builders. Chief Curtis also presented a quote for the water well and he is awaiting a quote for the septic system. There was much discussion regarding the responses with Commissioner Barclay voicing wanting to have more information regarding EHC Builders and being reluctant to enter into an agreement, not knowing a beginning price with Martinez Architects. Commissioner Lee voiced wanting more information regarding EHC Builders. Commissioner Cheatham expressed concern for engaging services without knowing the cost involved. All roundly expressed the desire to have the construction performed in a professional manner to support the needs for a Fire Department.*

*Commissioner Barclay made the motion to call two Special Meetings for the purpose of interviewing the two respondents of the RFQ. Commissioner Cheatham seconded the motion.*

*Aye – Commissioner Cheatham*

*Commissioner Lee*

*Commissioner Barclay*

*Nay – Commissioner Bremer*

*The motion passed.*

**14. (AI) Discussion and/or action concerning giving approval for the expenditure of funds from the Sales Tax Account**

*(AD) Commissioner Bremer asked if there was any upcoming expenditure of funds from the Sales Tax Account; Commissioner Barclay stated that she had sent the HdL Invoice to Commissioner Lee.*

**15. (AI) Administrative update of the Sales Tax Program for ESD #2 including update on reports from HdL. Update on contract for 2023-24 with HdL.**

*(AD) Commissioner Barclay presented information obtained by HdL on Sales Tax statistics. Commissioner Barclay reported that March Sales Tax Income was \$8004; this reflected an 81.5 % increase from March 2022 and Year-to-Year change of 32%. The major Sales Tax contributors remain in the Retail Trade sector however, there are companies that were contacted by the ESD using data from HdL that are now being reflected in the Top 5 and also companies in construction that represent growth within the District. (Enclosure 7)*

**16. (AI) Discussion and/or action concerning the purchase of computers for the ESD 2 Commissioners official use.**

*(AD) Commissioner Barclay stated that she asked for this to be placed on the Agenda as it was a considered Budget item for this FY. Commissioner Barclay stated that she felt it would be productive and help with Records Management for the Commissioners to have an issued laptop device. Prior to the meeting a packet could be put together with all of the items available. This would also alleviate the necessity of personal devices and most of the printed material during the meeting. There was discussion regarding the ongoing costs v. benefits. Commissioners Lee and Barclay will investigate the costs and present the information at the next meeting. .*

**17. (AI) Calendar of events for April 2023. (Bremer)**

- A. Approve Capital Expenditures, if applicable.**
- B. NOTE: To be completed by June 15, 2023 – Cybersecurity Training;**  
<https://dir.texas.gov/information-security/statewide-cybersecurity-awareness-training>. When completed, send a copy of certification to me and to Sharon.
- C. SAFE-D membership renewal.**

*(AD) Commissioner Bremer reported upcoming Agenda Items for the April 2023 meeting and made the reminder to complete Cybersecurity Training.*

**18. (AI) Next meeting, at 10:00 AM on Thursday, April 20, 2023, at the Cassie VFD Station**

*(AD) Commissioner Bremer announced that the next meeting will be on Thursday, April 20, 2023, at 10:00 a.m. at the Cassie Volunteer Fire Department.*

**19. (AI) Adjourn**

*(AD) With no additional business, the Burnet County Emergency Services District No. 2 March 16, 2023 Meeting was adjourned at 11:15 a.m.*

*Sharon K. Barclay*

Sharon K. Barclay  
Secretary  
Emergency Services District No. 2  
Burnet County  
March 16, 2023

Richard Bremer  
President  
Emergency Services District No. 2  
Burnet County  
March 16, 2023



**BURNET COUNTY EMERGENCY SERVICES DISTRICT #2**  
**P.O. BOX 249**  
**BUCHANAN DAM, TEXAS 78609-0249**  
**NOTICE OF REGULAR MEETING**

In compliance with the provisions of Chapter 551, Texas Government Code, notice is hereby given of a Regular Meeting of the Board of Emergency Services Commissioners of Burnet County Emergency Services District #2, to be held on Thursday, March 16, 2023, at 10:00 a.m. at the Cassie VFD Station located at 3900 RR 690, Burnet, Texas, 78611. This agenda is posted in the Burnet County Courthouse and on the cassievfd.com website.

The following agenda items will be discussed, considered and action taken as appropriate:  
AGENDA

1. Call meeting to order. (Bremer)
2. Establish a quorum. (Bremer)
3. Pledge of Allegiance. (Bremer)
4. Invocation. (Bremer)
5. Welcome guests. (Bremer)
6. Comments from the Board and Public not scheduled on the agenda may speak, however no action can be taken on these items and the Board will not debate the comments at this meeting. Comments regarding specific agenda items should occur when the item is called. There is a 2-minute speaking limit.
7. Accept minutes from the February 16, 2023, meeting. (Bremer)
8. ESD #2 Treasurer Report. (Lee)
9. Discussion and/or action regarding the disbursement of funds. (Lee)
10. Discussion and/or action concerning the investment of excess funds from the Regular Account for future capital expenditures. Update on investment options for the Regular Account and the Sales Tax Account. (Bremer/Lee).
11. Report from the Cassie Volunteer Fire Department.
  - A. Report of VFD Chief Curtis
    1. Number of calls.
    2. Training, etc.
    3. Other department activity or concerns.
  - B. Cassie VFD Financial Report (L. Schneider)



**BURNET COUNTY EMERGENCY SERVICES DISTRICT #2**  
**P.O. BOX 249**  
**BUCHANAN DAM, TEXAS 78609-0249**

- C. Discussion and/or approval of Capital Expenditures for Cassie VFD, if applicable.  
(Curtis)
12. Report from the Joint Task Force concerning the 5-year plan. (Bremer/Curtis)
13. Update on the Request for Qualifications (RFQ) for Architectural / Engineering Services for the new apparatus bay building. Discussion and/or action on the Request for Qualifications for Architectural / Engineering Services for the new apparatus bay building. (Bremer/Curtis)
14. Discussion and/or action concerning giving approval for the expenditure of funds from the Sales Tax Account. (Bremer)
15. Administrative update of the Sales Tax Program for ESD #2 including update on reports from Hdl. Update on contract for 2023-24 with Hdl. (Barclay)
16. Discussion and/or action concerning the purchase of computers for the ESD 2 Commissioners official use.
17. Calendar of events for April 2023. (Bremer)
  - A. Approve Capital Expenditures, if applicable.
  - B. NOTE: To be completed by June 15, 2023 – Cybersecurity Training;  
<https://dir.texas.gov/information-security/statewide-cybersecurity-awareness-training>.  
When completed, send a copy of certification to me and to Sharon.
  - C. Safe-d membership renewal.
18. Next meeting, at 10:00 AM on Thursday, April 20, 2023, at the Cassie VFD Station.
19. Adjourn

Richard Bremer, President



9:59 AM  
03/07/23  
Cash Basis

**Burnet County Emergency Services District #2**  
**Balance Sheet**  
As of February 28, 2023

	Feb 28, 23
<b>ASSETS</b>	
Current Assets	
Checking/Savings	
Certificate of Deposit 33086	157,491.81
First State Bank of Burnet	351,145.76
Total Checking/Savings	508,637.57
Total Current Assets	508,637.57
<b>TOTAL ASSETS</b>	<b>508,637.57</b>
<b>LIABILITIES &amp; EQUITY</b>	
Equity	
Unrestricted Net Assets	279,317.93
Net Income	229,319.64
Total Equity	508,637.57
<b>TOTAL LIABILITIES &amp; EQUITY</b>	<b>508,637.57</b>

9:59 AM  
03/07/23  
Cash Basis

**Burnet County Emergency Services District #2**  
**Balance Sheet**  
As of February 28, 2023

---

	Feb 28, 23
<b>ASSETS</b>	
Current Assets	
Checking/Savings	
Certificate of Deposit 33086	157,491.81
First State Bank of Burnet	351,145.76
Total Checking/Savings	<u>508,637.57</u>
Total Current Assets	<u>508,637.57</u>
<b>TOTAL ASSETS</b>	<b><u>508,637.57</u></b>
<b>LIABILITIES &amp; EQUITY</b>	
Equity	
Unrestricted Net Assets	279,317.93
Net Income	229,319.64
Total Equity	<u>508,637.57</u>
<b>TOTAL LIABILITIES &amp; EQUITY</b>	<b><u>508,637.57</u></b>

10:02 AM  
 03/07/23  
 Cash Basis

**Burnet County Emergency Services District #2**  
**Profit & Loss Detail**  
 February 2023

Type	Date	Num	Name	Memo	Paid Amount
<b>Income</b>					
<b>Government Contracts</b>					
<b>Local Government Contracts</b>					
Deposit	02/07/2023	auto	Burnet County Appr...	tax collections 1/16 - 1/31/23	75,535.35
Deposit	02/21/2023	auto	Burnet County Appr...	tax collections 2/1 - 2/15/23	39,634.92
Total Local Government Contracts					115,170.27
Total Government Contracts					115,170.27
<b>Interest Earned</b>					
Deposit	02/28/2023			Interest	23.69
Total Interest Earned					23.69
Total Income					115,193.96
<b>Expense</b>					
<b>Contract Services</b>					
<b>Outside Contract Services</b>					
<b>Burnet Co. Appraisal Dist.</b>					
<b>Tax Collection Legal Fees</b>					
Deposit	02/07/2023	auto	Burnet County Appr...	tax collections 1/16 - 1/31/23	3.48
Deposit	02/21/2023	auto	Burnet County Appr...	tax collections 2/1 - 2/15/23	15.18
Total Tax Collection Legal Fees					18.66
<b>Taxes Refunded-Property Owners</b>					
Deposit	02/07/2023	auto	Burnet County Appr...	tax collections 1/16 - 1/31/23	2,182.86
Total Taxes Refunded-Property Owners					2,182.86
<b>Burnet Co. Appraisal Dist. - Other</b>					
Check	02/16/2023	1501	Burnet County Appr...	2nd qtr pmt	1,329.09
Total Burnet Co. Appraisal Dist. - Other					1,329.09
Total Burnet Co. Appraisal Dist.					3,530.61
Total Outside Contract Services					3,530.61
Total Contract Services					3,530.61
<b>Sales Tax Expenditures-Cap Exp</b>					
Check	02/09/2023	1500	Cassie VFD	topographic survey	1,650.00
Total Sales Tax Expenditures-Cap Exp					1,650.00
<b>Travel and Meetings</b>					
<b>Conference, Convention, Meeting</b>					
Check	02/09/2023	1499	Jodeen Lee	Safe-D conference hotel	354.20
Deposit	02/22/2023	auto	Robbie Cheatham	reimburse for Safe-D conference	-295.00
Total Conference, Convention, Meeting					59.20
<b>Travel</b>					
Check	02/09/2023	1499	Jodeen Lee	Safe-D conference mileage	74.67
Total Travel					74.67
Total Travel and Meetings					133.87
Total Expense					5,314.48
<b>Net Income</b>					<b>109,879.48</b>

10:14 AM  
03/07/23  
Cash Basis

**Burnet Cty. ESD#2 Sales Tax**  
**Balance Sheet**  
As of February 28, 2023

	<u>Feb 28, 23</u>
<b>ASSETS</b>	
Current Assets	
Checking/Savings	
FSB of Burnet - Sales Tax	139,106.10
Total Checking/Savings	<u>139,106.10</u>
Total Current Assets	<u>139,106.10</u>
<b>TOTAL ASSETS</b>	<b><u>139,106.10</u></b>
<b>LIABILITIES &amp; EQUITY</b>	
Equity	
Opening Balance Equity	2,500.00
Unrestricted Net Assets	93,336.25
Net Income	<u>43,269.85</u>
Total Equity	<u>139,106.10</u>
<b>TOTAL LIABILITIES &amp; EQUITY</b>	<b><u>139,106.10</u></b>

10:15 AM  
03/07/23  
Cash Basis

**Burnet Cty. ESD#2 Sales Tax  
Profit & Loss Detail  
February 2023**

Type	Date	Num	Name	Memo	Paid Amount
<b>Income</b>					
<b>Interest Income</b>					
Deposit	02/28/2023			Interest	10.42
Total Interest Income					10.42
<b>Sales Tax Revenue</b>					
Deposit	02/10/2023	auto	Texas State Comptroller	sales tax ending 2/7/23	9,979.79
Total Sales Tax Revenue					9,979.79
Total Income					9,990.21
Expense					
<b>Net Income</b>					<b>9,990.21</b>

**Cassie VFD/ Burnet ESD 2**  
 Burnet, TX  
 This report was generated on 3/14/2023 9:29:27 AM



**Incident Statistics**  
 Zone(s): All Zones | Start Date: 02/01/2023 | End Date: 02/28/2023

INCIDENT COUNT			
INCIDENT TYPE		# INCIDENTS	
EMS		9	
FIRE		3	
<b>TOTAL</b>		<b>12</b>	
TOTAL TRANSPORTS (N2 and N3)			
APPARATUS	# of APPARATUS TRANSPORTS	# of PATIENT TRANSPORTS	TOTAL # of PATIENT CONTACTS
C-60	0	0	3
<b>TOTAL</b>	<b>0</b>	<b>0</b>	<b>3</b>
PRE-INCIDENT VALUE		LOSSES	
\$0.00		\$0.00	
CO CHECKS			
<b>TOTAL</b>			
MUTUAL AID			
Aid Type	Total		
Aid Given	4		
OVERLAPPING CALLS			
# OVERLAPPING	% OVERLAPPING		
0	0		
LIGHTS AND SIREN - AVERAGE RESPONSE TIME (Dispatch to Arrival)			
Station	EMS	FIRE	
Cassie VFD-Elms Station	0:05:38	0:51:11	
<b>AVERAGE FOR ALL CALLS</b>		<b>0:10:51</b>	
LIGHTS AND SIREN - AVERAGE TURNOUT TIME (Dispatch to Enroute)			
Station	EMS	FIRE	
Cassie VFD-Elms Station	0:00:44	0:10:39	
<b>AVERAGE FOR ALL CALLS</b>		<b>0:01:38</b>	
AGENCY		AVERAGE TIME ON SCENE (MM:SS)	
Cassie VFD/ Burnet ESD 2		36:36	

Only Reviewed Incidents included. EMS for Incident counts includes only 300 to 399 Incident Types. All other incident types are counted as FIRE. CO Checks only includes Incident Types: 424, 736 and 734. # Apparatus Transports = # of incidents where apparatus transported. # Patient Transports = All patients transported by EMS. # Patient Contacts = # of PCR contacted by apparatus. This report now returns both NEMSIS 2 & 3 data as appropriate. For overlapping calls that span over multiple days, total per month will not equal Total count for year.



# Cassie VFD/ Burnet ESD 2

Burnet, TX

This report was generated on 3/14/2023 9:29:47 AM



## Incident Statistics

Zone(s): All Zones | Start Date: 01/01/2023 | End Date: 02/28/2023

INCIDENT COUNT			
INCIDENT TYPE		# INCIDENTS	
EMS		16	
FIRE		9	
<b>TOTAL</b>		<b>25</b>	
TOTAL TRANSPORTS (N2 and N3)			
APPARATUS	# of APPARATUS TRANSPORTS	# of PATIENT TRANSPORTS	TOTAL # of PATIENT CONTACTS
C-60	0	0	5
<b>TOTAL</b>	<b>0</b>	<b>0</b>	<b>5</b>
PRE-INCIDENT VALUE		LOSSES	
\$0.00		\$0.00	
CO CHECKS			
<b>TOTAL</b>			
MUTUAL AID			
Aid Type	Total		
Aid Given	9		
OVERLAPPING CALLS			
# OVERLAPPING	% OVERLAPPING		
0	0		
LIGHTS AND SIREN - AVERAGE RESPONSE TIME (Dispatch to Arrival)			
Station	EMS	FIRE	
Cassie VFD-Elms Station	0:05:07	0:22:30	
<b>AVERAGE FOR ALL CALLS</b>		<b>0:08:49</b>	
LIGHTS AND SIREN - AVERAGE TURNOUT TIME (Dispatch to Enroute)			
Station	EMS	FIRE	
Cassie VFD-Elms Station	0:00:34	0:04:24	
<b>AVERAGE FOR ALL CALLS</b>		<b>0:01:20</b>	
AGENCY	AVERAGE TIME ON SCENE (MM:SS)		
Cassie VFD/ Burnet ESD 2	28:42		

Only Reviewed Incidents included. EMS for Incident counts includes only 300 to 399 Incident Types. All other incident types are counted as FIRE. CO Checks only includes Incident Types: 424, 736 and 734. # Apparatus Transports = # of incidents where apparatus transported. # Patient Transports = All patients transported by EMS. # Patient Contacts = # of PCR contacted by apparatus. This report now returns both NEMSIS 2 & 3 data as appropriate. For overlapping calls that span over multiple days, total per month will not equal Total count for year.

 **EMERGENCY REPORTING**  
 emergencyreporting.com  
 Doc Id: 1645  
 Page # 1 of 1

# Cassie VFD/ Burnet ESD 2

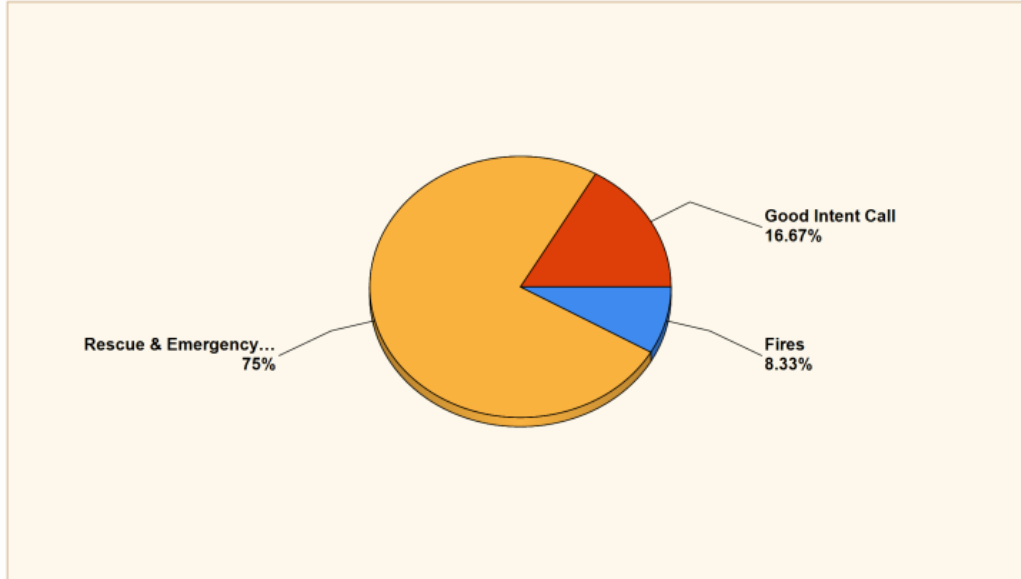
Burnet, TX

This report was generated on 3/14/2023 9:30:03 AM



## Breakdown by Major Incident Types for Date Range

Zone(s): All Zones | Start Date: 02/01/2023 | End Date: 02/28/2023



MAJOR INCIDENT TYPE	# INCIDENTS	% of TOTAL
Fires	1	8.33%
Rescue & Emergency Medical Service	9	75%
Good Intent Call	2	16.67%
<b>TOTAL</b>	<b>12</b>	<b>100%</b>

Detailed Breakdown by Incident Type		
INCIDENT TYPE	# INCIDENTS	% of TOTAL
143 - Grass fire	1	8.33%
311 - Medical assist, assist EMS crew	1	8.33%
321 - EMS call, excluding vehicle accident with injury	6	50%
324 - Motor vehicle accident with no injuries.	2	16.67%
611 - Dispatched & cancelled en route	2	16.67%
<b>TOTAL INCIDENTS:</b>	<b>12</b>	<b>100%</b>

Only REVIEWED and/or LOCKED IMPORTED incidents are included. Summary results for a major incident type are not displayed if the count is zero.





# Cassie VFD/ Burnet ESD 2

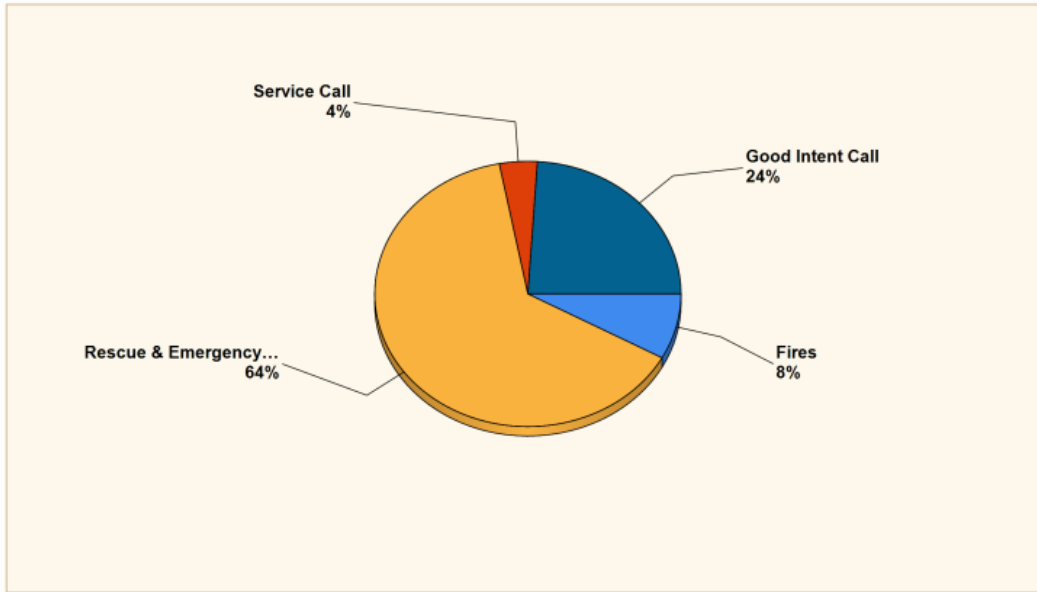
Burnet, TX

This report was generated on 3/14/2023 9:30:16 AM



## Breakdown by Major Incident Types for Date Range

Zone(s): All Zones | Start Date: 01/01/2023 | End Date: 02/28/2023



MAJOR INCIDENT TYPE	# INCIDENTS	% of TOTAL
Fires	2	8%
Rescue & Emergency Medical Service	16	64%
Service Call	1	4%
Good Intent Call	6	24%
<b>TOTAL</b>	<b>25</b>	<b>100%</b>

Detailed Breakdown by Incident Type		
INCIDENT TYPE	# INCIDENTS	% of TOTAL
143 - Grass fire	2	8%
311 - Medical assist, assist EMS crew	4	16%
321 - EMS call, excluding vehicle accident with injury	10	40%
324 - Motor vehicle accident with no injuries.	2	8%
551 - Assist police or other governmental agency	1	4%
611 - Dispatched & cancelled en route	6	24%
<b>TOTAL INCIDENTS:</b>	<b>25</b>	<b>100%</b>

Only REVIEWED and/or LOCKED IMPORTED incidents are included. Summary results for a major incident type are not displayed if the count is zero.



# Cassie VFD/ Burnet ESD 2

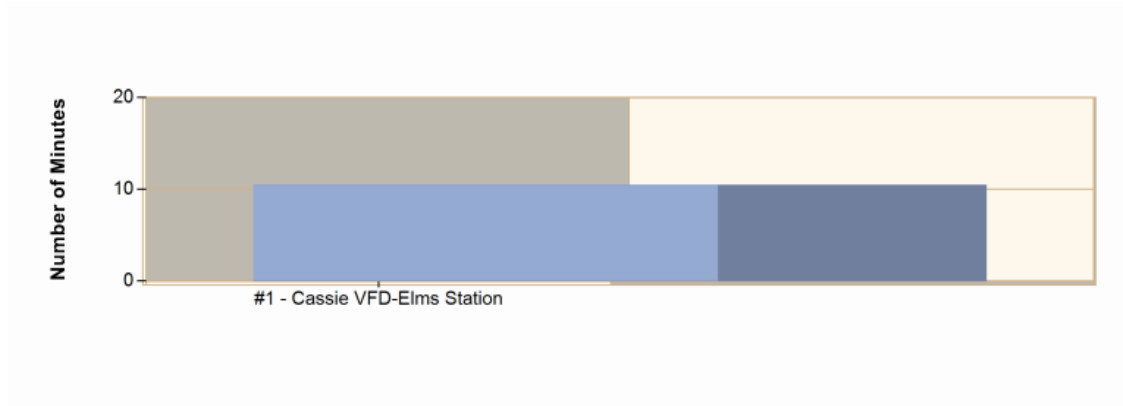
Burnet, TX

This report was generated on 3/14/2023 9:30:33 AM



## Average Response Time per Station for Date Range

Start Date: 02/01/2023 | End Date: 02/28/2023



STATION	AVERAGE RESPONSE MM:SS (Dispatch to Arrived)
#1 - Cassie VFD-Elms Station	10:29

## Average Response Time per Station for Date Range

Start Date: 01/01/2023 | End Date: 02/28/2023

STATION	AVERAGE RESPONSE MM:SS (Dispatch to Arrived)
#1 - Cassie VFD-Elms Station	7:31

AVERAGE RESPONSE TIME calculated from the average time difference between DISPATCH and ARRIVED times on Basic Info 4. Only REVIEWED incidents included.



emergencyreporting.com  
Doc Id: 56  
Page # 1 of 1

# Cassie VFD/ Burnet ESD 2

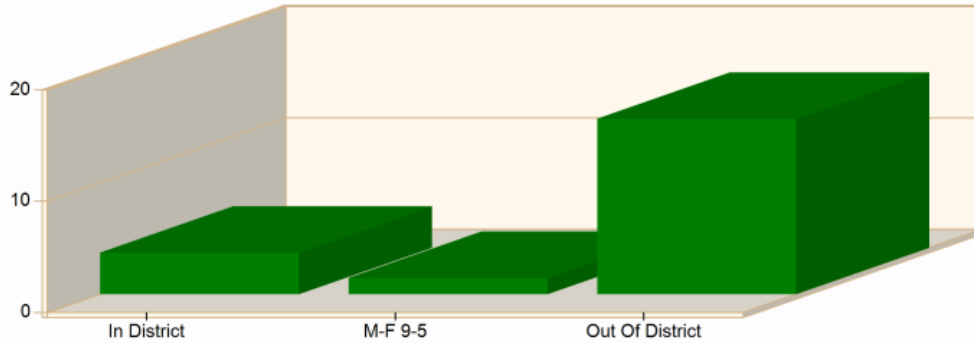
Burnet, TX

This report was generated on 3/14/2023 9:31:03 AM



## Incident Average Response Time per Shift for Date Range

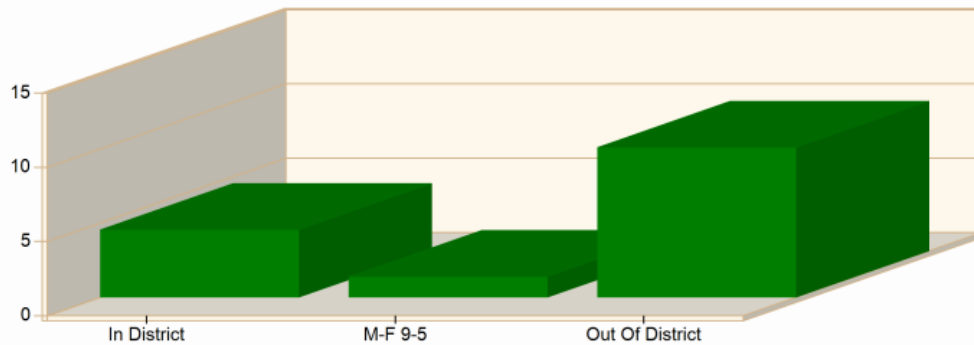
Start Date: 02/01/2023 | End Date: 02/28/2023



SHIFT	AVERAGE RESPONSE TIME (min) (Dispatch to Arrived)	CALLS
In District	3.70	4
M-F 9-5	1.44	3
Out Of District	15.74	4
<b>Total Number of Calls:</b>		<b>11</b>

## Incident Average Response Time per Shift for Date Range

Start Date: 01/01/2023 | End Date: 02/28/2023



SHIFT	AVERAGE RESPONSE TIME (min) (Dispatch to Arrived)	CALLS
In District	4.55	10
M-F 9-5	1.39	5
Out Of District	10.10	8
<b>Total Number of Calls:</b>		<b>23</b>

Incident Average Response Time calculated from Dispatch to first arriving unit apparatus Arrived time. Only Reviewed incidents are included. Incidents that are Cancelled with no apparatus actually arriving are not part of the incident count.





# Cassie VFD/ Burnet ESD 2

Burnet, TX

This report was generated on 3/14/2023 9:32:20 AM



## Incidents per Zone for Date Range

Start Date: 02/01/2023 | End Date: 02/28/2023

INCIDENT NUMBER	INCIDENT TYPE	DATE	LOCATION	APPARATUS
<b>ZONE: 01 - Cassie</b>				
2023-2300014	321 - EMS call, excluding vehicle accident with injury	02/01/2023	600 N CHAPARRAL	4490,B-51,C-60
2023-2300015	321 - EMS call, excluding vehicle accident with injury	02/03/2023	718 S CHAPARRAL	B-51
2023-2300016	611 - Dispatched & cancelled en route	02/03/2023	718 S Chaparral	4490
2023-2300019	321 - EMS call, excluding vehicle accident with injury	02/07/2023	3900 FM 690	B-51,C-60
2023-2300021	321 - EMS call, excluding vehicle accident with injury	02/19/2023	102 SOUTH CHAPARRAL	B-51,C-60
Total # Incidents for 01:				5
<b>ZONE: 04 - The Willows</b>				
2023-2300018	321 - EMS call, excluding vehicle accident with injury	02/07/2023	152 Cr 141	B-51,C-60
Total # Incidents for 04 :				1
<b>ZONE: 16 - West State Highway 29</b>				
2023-2300020	324 - Motor vehicle accident with no injuries.	02/18/2023	8600 W Sh 29	B-50,C-60
Total # Incidents for 16:				1
<b>ZONE: 17 - FM 690</b>				
2023-2300025	321 - EMS call, excluding vehicle accident with injury	02/25/2023	6618 FM 690	B-51,C-60
Total # Incidents for 17:				1
<b>ZONE: 28 - OOD- Burnet VFD</b>				
2023-2300017	611 - Dispatched & cancelled en route	02/06/2023	3175 CR 101	B-51,T-40
Total # Incidents for 28:				1
<b>ZONE: 30 - OOD- Hoover Valley VFD</b>				
2023-2300022	311 - Medical assist, assist EMS crew	02/20/2023	6211 Park Rd 4	B-50,C-60
2023-2300023	324 - Motor vehicle accident with no injuries.	02/22/2023	6409 CR 116	C-60
Total # Incidents for 30:				2
<b>ZONE: 36 - OOD- Spicewood VFD</b>				
2023-2300024	143 - Grass fire	02/23/2023	200 cedar mountain DR	B-50,T-40
Total # Incidents for 36:				1
<b>TOTAL # INCIDENTS:</b>				<b>12</b>

Only REVIEWED incidents included. Archived Zones cannot be unarchived.



emergencyreporting.com  
Doc Id: 380  
Page # 1 of 1

# Cassie VFD/ Burnet ESD 2

Burnet, TX

This report was generated on 3/14/2023 9:32:33 AM



## Incidents per Zone for Date Range

Start Date: 01/01/2023 | End Date: 02/28/2023

INCIDENT NUMBER	INCIDENT TYPE	DATE	LOCATION	APPARATUS
<b>ZONE: 27 - OOD-ELBVFD</b>				
2023-2300002	611 - Dispatched & cancelled en route	01/12/2023	10000 FM 2341	C-60
2023-2300007	551 - Assist police or other governmental agency	01/20/2023	200 Loma Vista	C-60
Total # Incidents for 27:				2
<b>ZONE: 28 - OOD- Burnet VFD</b>				
2023-2300017	611 - Dispatched & cancelled en route	02/06/2023	3175 CR 101	B-51,T-40
Total # Incidents for 28:				1
<b>ZONE: 29 - OOD- CI Burnet FD</b>				
2023-2300013	611 - Dispatched & cancelled en route	01/31/2023	700 POSSUM TROT	T-40
Total # Incidents for 29:				1
<b>ZONE: 30 - OOD- Hoover Valley VFD</b>				
2023-2300006	611 - Dispatched & cancelled en route	01/19/2023	104 BLACK OAK LN	C-60
2023-2300022	311 - Medical assist, assist EMS crew	02/20/2023	6211 Park Rd 4	B-50,C-60
2023-2300023	324 - Motor vehicle accident with no injuries.	02/22/2023	6409 CR 116	C-60
Total # Incidents for 30:				3
<b>ZONE: 36 - OOD- Spicewood VFD</b>				
2023-2300001	611 - Dispatched & cancelled en route	01/04/2023	4323 E SH 71	B-51,T-40
2023-2300024	143 - Grass fire	02/23/2023	200 cedar mountain DR	B-50,T-40
Total # Incidents for 36:				2
<b>TOTAL # INCIDENTS:</b>				<b>9</b>

Only REVIEWED incidents included. Archived Zones cannot be unarchived.



emergencyreporting.com  
Doc Id: 380  
Page # 1 of 2

4:41 PM  
03/10/23  
Cash Basis

**Cassie Volunteer Fire Department**  
**Balance Sheet**  
As of February 28, 2023

	Feb 28, 23
<b>ASSETS</b>	
<b>Current Assets</b>	
Checking/Savings	
1010 · CASSIE VFD-ESD2	41,323.42
<b>Total Checking/Savings</b>	41,323.42
<b>Total Current Assets</b>	41,323.42
<b>Fixed Assets</b>	
1410 · Land	13,820.69
1420 · Furniture & Fixtures	10,438.09
1430 · Vehicles & Equipment	1,189,560.79
1440 · EMS Equipment	5,037.56
1450 · Communication Equipment	103,956.55
1460 · Buildings	123,895.61
1510 · Accumulated Depreciation	-1,058,463.72
<b>Total Fixed Assets</b>	388,245.57
<b>Other Assets</b>	
1090 · Transfers (In/Out)	70,000.00
<b>Total Other Assets</b>	70,000.00
<b>TOTAL ASSETS</b>	<b>499,568.99</b>
<b>LIABILITIES &amp; EQUITY</b>	
<b>Liabilities</b>	
<b>Current Liabilities</b>	
Other Current Liabilities	
2010 · Employer & Emp. Payroll Tax	1,213.69
<b>Total Other Current Liabilities</b>	1,213.69
<b>Total Current Liabilities</b>	1,213.69
<b>Total Liabilities</b>	1,213.69
<b>Equity</b>	
3010 · Unrestricted Net Assets-Ret.Ern	469,600.34
Net Income	28,754.96
<b>Total Equity</b>	498,355.30
<b>TOTAL LIABILITIES &amp; EQUITY</b>	<b>499,568.99</b>

4:57 PM  
 03/10/23  
 Cash Basis

**Cassie Volunteer Fire Department  
 Profit & Loss Budget vs. Actual  
 October 2022 through February 2023**

	Oct '22 - Feb 23	Budget	\$ Over Budget
<b>Income</b>			
4000 · Income			
4005 · ESD payments	112,750.50	225,501.00	-112,750.50
4040 · FD Reimbursement	1,650.00		
4070 · ESD Reimbursement	315.00		
<b>Total 4000 · Income</b>	<b>114,715.50</b>	<b>225,501.00</b>	<b>-110,785.50</b>
<b>Total Income</b>	<b>114,715.50</b>	<b>225,501.00</b>	<b>-110,785.50</b>
<b>Expense</b>			
5000 · ADMINISTRATIVE			
5005 · Accounting	925.00	1,500.00	-575.00
5010 · Legal Services	0.00	100.00	-100.00
5015 · Meetings	0.00	300.00	-300.00
5020 · Office Equipment/Maint.	0.00	258.00	-258.00
5025 · Office Supplies	111.75	1,000.00	-888.25
5030 · Printer Supplies	0.00	300.00	-300.00
5035 · Shipping/Postage/PO Box Rental	60.00	150.00	-90.00
5040 · Subscripnt/Dues/Membrshp/RecMgmt	2,914.17	5,000.00	-2,085.83
5042 · Record Mgmt Systems-ER,PC,CAD	2,645.57	5,500.00	-2,854.43
5045 · Travel Allowance	0.00	100.00	-100.00
5050 · Uniforms (Caps and Shirts)	13.99	2,000.00	-1,986.01
5055 · Printing Services	0.00	100.00	-100.00
5060 · Banking/SftyDepBox/Chks/BkgdCks	20.00	100.00	-80.00
5065 · Finance Chgs/Late Fees/Sales Tx	40.00	0.00	40.00
5070 · Replen Petty Cash/Toll Charges	0.00	350.00	-350.00
5076 · RECRUITMENT & RETENTION	4,165.92	10,200.00	-6,034.08
5078 · Items to be reimbursed by ESD	1,650.00		
<b>Total 5000 · ADMINISTRATIVE</b>	<b>12,546.40</b>	<b>26,958.00</b>	<b>-14,411.60</b>
5200 · PAID POSITION			
5205 · Base Salary	25,384.59	60,000.00	-34,615.41
5215 · CVFD SS & Medicare Tax Match	1,941.94	4,590.00	-2,648.06
<b>Total 5200 · PAID POSITION</b>	<b>27,326.53</b>	<b>64,590.00</b>	<b>-37,263.47</b>
5300 · BUILDING AND GROUNDS			
5305 · Botanical Supplies	0.00	50.00	-50.00
5310 · Janitorial Supplies	10.48	200.00	-189.52
5320 · Repairs and Maintenance	306.16	1,500.00	-1,193.84
5325 · Furn&YardEquip Repl/Rep/New	1,273.48	1,000.00	273.48
5330 · Electrical Service	1,153.81	4,200.00	-3,046.19
5335 · Telephone Service	1,878.15	6,600.00	-4,721.85
<b>Total 5300 · BUILDING AND GROUNDS</b>	<b>4,622.08</b>	<b>13,550.00</b>	<b>-8,927.92</b>
5600 · COMMUNICATIONS			
5605 · Batteries, Clips, Acc.	1,559.30	500.00	1,059.30
5615 · Non-Warranty Repair	0.00	300.00	-300.00
5620 · Digital Radio and Pagers	0.00	500.00	-500.00
<b>Total 5600 · COMMUNICATIONS</b>	<b>1,559.30</b>	<b>1,300.00</b>	<b>259.30</b>
6600 · INSURANCE			
6605 · Building and Property	1,928.00	5,040.00	-3,112.00
6610 · Vehicle	4,256.00	10,752.00	-6,496.00
6615 · Personnel Coverage	12,927.00	14,000.00	-1,073.00
<b>Total 6600 · INSURANCE</b>	<b>19,111.00</b>	<b>29,792.00</b>	<b>-10,681.00</b>
7000 · OPERATIONS			
7007 · CAD-Computer Aided Dispatch	0.00	5,500.00	-5,500.00
7010 · Fuel-Vehicle and Equipment	0.00	250.00	-250.00
7012 · Fuelman-Vehicles & Equipment	2,649.35	16,000.00	-13,350.65
7015 · Equipment Maint/Repr-Vendor	0.00	500.00	-500.00
7020 · Fire Extinguisher Test/Repr	145.00	300.00	-155.00
7025 · Fire Suppressant Supplies	0.00	5,000.00	-5,000.00
7030 · First Responder Supplies	865.19	4,500.00	-3,634.81
7035 · Ladder, Pump & Hose Testing	1,075.00	4,000.00	-2,925.00



4:57 PM  
 03/10/23  
 Cash Basis

**Cassie Volunteer Fire Department  
 Profit & Loss Budget vs. Actual  
 October 2022 through February 2023**

	Oct '22 - Feb 23	Budget	\$ Over Budget
7040 · Minor Tools	89.99	150.00	-60.01
7045 · Veh/Epmt Lights-Decals-Safety	0.00	100.00	-100.00
7050 · Personal Protect Equip-PPE	2,831.38	4,000.00	-1,168.62
7055 · PPE Testing/Cleaning/Repair	0.00	500.00	-500.00
7057 · Operations - Radio Service Fee	5,296.44	5,300.00	-3.56
7060 · Rehabilitation Supplies	46.10	500.00	-453.90
7065 · Rescue Equipment Maint/Repr	0.00	250.00	-250.00
7070 · SCBA Testing/Hydro/FaceMsk/Pack	0.00	2,500.00	-2,500.00
7072 · SCBA MAINTENANCE & REPAIR	0.00	500.00	-500.00
7075 · State Veh Safety Inspec&Regist	0.00	150.00	-150.00
7080 · Vehicle Maintenance/Repair	185.87	2,000.00	-1,814.13
7085 · Vehicle Maint/Repr(Vendor)	1,634.61	16,000.00	-14,365.39
7090 · Equipmt Replmt(Fire Fightg)	0.00	1,750.00	-1,750.00
7095 · Fire Fighting Equipmt - NEW	2,876.65	2,500.00	376.65
7096 · FIRE FIGHTING EQUIPMENT-MAINTEN	459.73	1,007.00	-547.27
7100 · Rescue Equipment - NEW	962.09	1,000.00	-37.91
7105 · Rescue Equipment - REPLMNT	0.00	200.00	-200.00
<b>Total 7000 · OPERATIONS</b>	<b>19,117.40</b>	<b>74,457.00</b>	<b>-55,339.60</b>
<b>8000 · TRAINING</b>			
8005 · AED, CPR, First Aid	0.00	454.00	-454.00
8020 · Training -VENDOR	1,400.95	7,000.00	-5,599.05
8022 · Training-Certification&Testing	118.10	1,000.00	-881.90
8025 · Per Diem Travel/Lodging	158.78	4,000.00	-3,841.22
8030 · Wildland	0.00	500.00	-500.00
8035 · Educational Supplies	0.00	600.00	-600.00
<b>Total 8000 · TRAINING</b>	<b>1,677.83</b>	<b>13,554.00</b>	<b>-11,876.17</b>
<b>9000 · PUBLIC RELATIONS</b>			
9005 · Educational Supplies	0.00	100.00	-100.00
9010 · Public Eductn/Relatn/Apprtn	0.00	500.00	-500.00
9015 · Shipping and Postage	0.00	100.00	-100.00
9020 · Printing	0.00	100.00	-100.00
9025 · Recognition/Thank You	0.00	500.00	-500.00
<b>Total 9000 · PUBLIC RELATIONS</b>	<b>0.00</b>	<b>1,300.00</b>	<b>-1,300.00</b>
<b>Total Expense</b>	<b>85,960.54</b>	<b>225,501.00</b>	<b>-139,540.46</b>
<b>Net Income</b>	<b>28,754.96</b>	<b>0.00</b>	<b>28,754.96</b>

**Cassie Volunteer Fire Department**  
**Profit & Loss by Class**  
 October 2022 through February 2023

	ESD	FD	FDE	TOTAL
<b>Income</b>				
4000 - Income				
4005 - ESD payments	79,930.50	0.00	32,820.00	112,750.50
4040 - FD Reimbursement	1,650.00	0.00	0.00	1,650.00
4070 - ESD Reimbursement	315.00	0.00	0.00	315.00
<b>Total 4000 - Income</b>	<b>81,895.50</b>	<b>0.00</b>	<b>32,820.00</b>	<b>114,715.50</b>
<b>Total Income</b>	<b>81,895.50</b>	<b>0.00</b>	<b>32,820.00</b>	<b>114,715.50</b>
<b>Expense</b>				
5000 - ADMINISTRATIVE				
5005 - Accounting	675.00	0.00	250.00	925.00
5025 - Office Supplies	111.75	0.00	0.00	111.75
5035 - Shipping/Postage/PO Box Rental	60.00	0.00	0.00	60.00
5040 - Subscrptn/Dues/Membrshp/RecMgmt	2,914.17	0.00	0.00	2,914.17
5042 - Record Mgmt Systems-ER,PC,CAD	2,645.57	0.00	0.00	2,645.57
5050 - Uniforms (Caps and Shirts)	13.99	0.00	0.00	13.99
5060 - Banking/SftyDepBox/Chks/BkgdCks	20.00	0.00	0.00	20.00
5065 - Finance Chgs/Late Fees/Sales Tx	40.00	0.00	0.00	40.00
5076 - RECRUITMENT & RETENTION	4,165.92	0.00	0.00	4,165.92
5078 - Items to be reimbursed by ESD	1,650.00	0.00	0.00	1,650.00
<b>Total 5000 - ADMINISTRATIVE</b>	<b>12,296.40</b>	<b>0.00</b>	<b>250.00</b>	<b>12,546.40</b>
5200 - PAID POSITION				
5205 - Base Salary	0.00	0.00	25,384.59	25,384.59
5215 - CVFD SS & Medicare Tax Match	0.00	0.00	1,941.94	1,941.94
<b>Total 5200 - PAID POSITION</b>	<b>0.00</b>	<b>0.00</b>	<b>27,326.53</b>	<b>27,326.53</b>
5300 - BUILDING AND GROUNDS				
5310 - Janitorial Supplies	10.48	0.00	0.00	10.48
5320 - Repairs and Maintenance	306.16	0.00	0.00	306.16
5325 - Furn&YardEquip Repl/Rep/New	108.55	1,164.93	0.00	1,273.48
5330 - Electrical Service	1,153.81	0.00	0.00	1,153.81
5335 - Telephone Service	1,878.15	0.00	0.00	1,878.15
<b>Total 5300 - BUILDING AND GROUNDS</b>	<b>3,457.15</b>	<b>1,164.93</b>	<b>0.00</b>	<b>4,622.08</b>
5600 - COMMUNICATIONS				
5605 - Batteries, Clips, Acc.	1,559.30	0.00	0.00	1,559.30
<b>Total 5600 - COMMUNICATIONS</b>	<b>1,559.30</b>	<b>0.00</b>	<b>0.00</b>	<b>1,559.30</b>
6600 - INSURANCE				
6605 - Building and Property	1,928.00	0.00	0.00	1,928.00
6610 - Vehicle	4,256.00	0.00	0.00	4,256.00
6615 - Personnel Coverage	12,927.00	0.00	0.00	12,927.00
<b>Total 6600 - INSURANCE</b>	<b>19,111.00</b>	<b>0.00</b>	<b>0.00</b>	<b>19,111.00</b>
7000 - OPERATIONS				
7012 - Fuelman-Vehicles & Equipment	2,649.35	0.00	0.00	2,649.35
7020 - Fire Extinguisher Test/Repr	145.00	0.00	0.00	145.00
7030 - First Responder Supplies	865.19	0.00	0.00	865.19
7035 - Ladder, Pump & Hose Testing	1,075.00	0.00	0.00	1,075.00
7040 - Minor Tools	89.99	0.00	0.00	89.99
7050 - Personal Protect Equip-PPE	2,831.38	0.00	0.00	2,831.38
7057 - Operations - Radio Service Fee	5,296.44	0.00	0.00	5,296.44
7060 - Rehabilitation Supplies	20.56	25.54	0.00	46.10
7080 - Vehicle Maintenance/Repair	185.87	0.00	0.00	185.87
7085 - Vehicle Maint/Repr(Vendor)	1,634.61	0.00	0.00	1,634.61
7095 - Fire Fighting Equipmt - NEW	2,876.65	0.00	0.00	2,876.65
7096 - FIRE FIGHTING EQUIPMENT-MAINTEN	459.73	0.00	0.00	459.73
7100 - Rescue Equipment - NEW	962.09	0.00	0.00	962.09
<b>Total 7000 - OPERATIONS</b>	<b>19,091.86</b>	<b>25.54</b>	<b>0.00</b>	<b>19,117.40</b>
8000 - TRAINING				
8020 - Training -VENDOR	1,400.95	0.00	0.00	1,400.95

4:53 PM  
03/10/23  
Cash Basis

**Cassie Volunteer Fire Department**  
**Profit & Loss by Class**  
October 2022 through February 2023

---

	<u>ESD</u>	<u>FD</u>	<u>FDE</u>	<u>TOTAL</u>
8022 · Training-Certification&Testing	118.10	0.00	0.00	118.10
8025 · Per Diem Travel/Lodging	158.78	0.00	0.00	158.78
<b>Total 8000 · TRAINING</b>	<u>1,677.83</u>	<u>0.00</u>	<u>0.00</u>	<u>1,677.83</u>
<b>Total Expense</b>	<u>57,193.54</u>	<u>1,190.47</u>	<u>27,576.53</u>	<u>85,960.54</u>
<b>Net Income</b>	<u><b>24,701.96</b></u>	<u><b>-1,190.47</b></u>	<u><b>5,243.47</b></u>	<u><b>28,754.96</b></u>

4:47 PM  
 03/10/23  
 Cash Basis

**Cassie Volunteer Fire Department  
 Profit & Loss Detail  
 February 2023**

Date	Name	Memo	Class	Paid Amount
<b>Income</b>				
<b>4000 · Income</b>				
<b>4040 · FD Reimbursement</b>				
02/10/2023	BCESD#2	ESD reimbursed Fire dept for cost of land survey, ...	ESD	1,650.00
Total 4040 · FD Reimbursement				1,650.00
<b>4070 · ESD Reimbursement</b>				
02/10/2023	BCESD#2	duplicate entry	ESD	0.00
Total 4070 · ESD Reimbursement				0.00
Total 4000 · Income				1,650.00
Total Income				1,650.00
<b>Expense</b>				
<b>5000 · ADMINISTRATIVE</b>				
<b>5005 · Accounting</b>				
02/16/2023	Chase Card Servi...	Taber & Burnett-preparation of payroll for the perio...	ESD	275.00
Total 5005 · Accounting				275.00
<b>5025 · Office Supplies</b>				
02/16/2023	Chase Card Servi...	Apple-cloud storage for reports-no receipt	ESD	0.99
Total 5025 · Office Supplies				0.99
<b>5035 · Shipping/Postage/PO Box Rental</b>				
02/16/2023	Chase Card Servi...	USPS-1-roll of 100 forever stamps used for paying...	ESD	60.00
Total 5035 · Shipping/Postage/PO Box Rental				60.00
<b>5040 · Subscrptn/Dues/Membrshp/RecMgmt</b>				
02/16/2023	Chase Card Servi...	YMCA-February membership for Herwig-couple se...	ESD	40.00
02/16/2023	Chase Card Servi...	YMCA-February membership for Lee-couple senior	ESD	40.00
02/16/2023	Chase Card Servi...	YMCA-February membership for Sanchez-couple	ESD	61.00
02/16/2023	Chase Card Servi...	YMCA-February membership for Kelley-Family	ESD	65.00
02/16/2023	Chase Card Servi...	YMCA-February membership for Curtis-Family	ESD	72.00
Total 5040 · Subscrptn/Dues/Membrshp/RecMgmt				278.00
Total 5000 · ADMINISTRATIVE				613.99
<b>5200 · PAID POSITION</b>				
<b>5205 · Base Salary</b>				
02/07/2023	Derrick R Curtis	Salary-Payroll for period ending 2-10-2023	FDE	2,307.69
02/21/2023	Derrick R Curtis	Salary--Payroll for period ending 2-24-2023	FDE	2,307.69
Total 5205 · Base Salary				4,615.38
<b>5215 · CVFD SS &amp; Medicare Tax Match</b>				
02/07/2023	Derrick R Curtis	Payroll for period ending 2-10-2023	FDE	176.54
02/21/2023	Derrick R Curtis	Payroll for period ending 2-24-2023	FDE	176.54
Total 5215 · CVFD SS & Medicare Tax Match				353.08
Total 5200 · PAID POSITION				4,968.46
<b>5300 · BUILDING AND GROUNDS</b>				
<b>5325 · Furn&amp;YardEquip Repl/Rep/New</b>				
02/16/2023	Chase Card Servi...	Amzn-credit for christmas lights and items that wer...	ESD	-80.94
02/16/2023	Chase Card Servi...	Amzn-need receipt	ESD	8.99
Total 5325 · Furn&YardEquip Repl/Rep/New				-71.95
<b>5330 · Electrical Service</b>				
02/15/2023	PEC	Acct#3000098825-for period 12-21-2022--1-21-2023	ESD	250.44
Total 5330 · Electrical Service				250.44
<b>5335 · Telephone Service</b>				
02/16/2023	Chase Card Servi...	Vzwriss-monthly stmt for period 12-11-2022--1-10-...	ESD	208.79

4:47 PM  
03/10/23  
Cash Basis

**Cassie Volunteer Fire Department  
Profit & Loss Detail  
February 2023**

Date	Name	Memo	Class	Paid Amount
02/16/2023	Chase Card Servi...	281 -Internet service for the period 1-10-2023--2-9-...	ESD	167.00
Total 5335 · Telephone Service				375.79
Total 5300 · BUILDING AND GROUNDS				554.28
<b>5600 · COMMUNICATIONS</b>				
<b>5605 · Batteries, Clips, Acc.</b>				
02/07/2023	Motorola Solutions...	Trans#8281561997-10 batteries for radios	ESD	1,559.30
Total 5605 · Batteries, Clips, Acc.				1,559.30
Total 5600 · COMMUNICATIONS				1,559.30
<b>7000 · OPERATIONS</b>				
<b>7012 · Fuelman-Vehicles &amp; Equipment</b>				
02/09/2023	Fuelman	1-4-23-4460 regular fill up and meetings	ESD	49.92
02/09/2023	Fuelman	1-10-23-4460-regular and meeting with SO and Di...	ESD	49.59
02/09/2023	Fuelman	1-17-23-4460 2 EMS and 1 Fire-East Lake VFD #2...	ESD	57.70
02/09/2023	Fuelman	1-24-23-4460 3 EMS 2 fire 23-00006-HV & 23-000...	ESD	55.29
02/09/2023	Fuelman	1-28-23-4460 regular and 2 EMS	ESD	53.30
02/09/2023	Fuelman	1-17-23-4420 regular fill up	ESD	35.98
02/09/2023	Fuelman	1-4-23-4440 Fire Spicewood-4323 SH71-23-00001	ESD	68.19
02/09/2023	Fuelman	1-17-23-4450 regular fill up-no receipt printed	ESD	74.04
02/09/2023	Fuelman	1-4-23-4451 fire Spicewood 4323 SH71-23-00001	ESD	65.68
02/09/2023	Fuelman	1-10-23 4451 pump--incorrect card was used to fill ...	ESD	7.88
Total 7012 · Fuelman-Vehicles & Equipment				517.57
<b>7030 · First Responder Supplies</b>				
02/16/2023	Chase Card Servi...	Amzn-transfer belt used to help pick up patients	ESD	17.99
02/16/2023	Chase Card Servi...	Choice Medical-O2 D-tank exchange/refill	ESD	20.00
02/16/2023	Chase Card Servi...	HEB-1-box of 30 glucose test strips for D. Curtis m...	ESD	14.98
02/16/2023	Bound Tree Medic...	Inv#84855349-4boxes of large gloves and 1 box of...	ESD	474.04
Total 7030 · First Responder Supplies				527.01
<b>7050 · Personal Protect Equip-PPE</b>				
02/16/2023	Chase Card Servi...	Amzn-batteries for streamlight headlamps and flas...	ESD	23.04
02/16/2023	Chase Card Servi...	North American Rescue-Ballistic PPE vest system ...	ESD	905.98
Total 7050 · Personal Protect Equip-PPE				929.02
<b>7085 · Vehicle Maint/Repr(Vendor)</b>				
02/16/2023	Chase Card Servi...	Quick Brakes-4 new tires for Command 4460-mou...	ESD	1,171.96
Total 7085 · Vehicle Maint/Repr(Vendor)				1,171.96
<b>7095 · Fire Fighting Equipmt - NEW</b>				
02/16/2023	Chase Card Servi...	National Firefighteer-wildland hoses, packs, tools, ...	ESD	2,876.65
Total 7095 · Fire Fighting Equipmt - NEW				2,876.65
<b>7096 · FIRE FIGHTING EQUIPMENT-MAINTEN</b>				
02/16/2023	Chase Card Servi...	Amzn-AAA batteries for SCBA's	ESD	21.56
Total 7096 · FIRE FIGHTING EQUIPMENT-MAINTEN				21.56
Total 7000 · OPERATIONS				6,043.77
<b>8000 · TRAINING</b>				
<b>8020 · Training -VENDOR</b>				
02/07/2023	George Sanchez	recertification for National Registry-EMT-B	ESD	25.00
02/07/2023	George Sanchez	Recertification for Texas DHS EMT-B	ESD	64.00
02/16/2023	Chase Card Servi...	TCCF-exam for D. Curtis for Incident Commander f...	ESD	56.49
Total 8020 · Training -VENDOR				145.49
Total 8000 · TRAINING				145.49
Total Expense				13,885.29
<b>Net Income</b>				<b>-12,235.29</b>

5:03 PM  
03/10/23  
Cash Basis

**Cassie Volunteer Fire Dept. & EMS**  
**Balance Sheet**  
As of February 28, 2023

	Feb 28, 23
<b>ASSETS</b>	
Current Assets	
Checking/Savings	
1010 - FSB of Burnet - 68007	99,531.12
<b>Total Checking/Savings</b>	99,531.12
<b>Total Current Assets</b>	99,531.12
Other Assets	
1090 - Transfers (In/Out)	-70,000.00
<b>Total Other Assets</b>	-70,000.00
<b>TOTAL ASSETS</b>	<b>29,531.12</b>
<b>LIABILITIES &amp; EQUITY</b>	
Equity	
3010 - Unrestricted Net Assets	24,801.12
Net Income	4,730.00
<b>Total Equity</b>	29,531.12
<b>TOTAL LIABILITIES &amp; EQUITY</b>	<b>29,531.12</b>

5:08 PM  
 03/10/23  
 Cash Basis

**Cassie Volunteer Fire Dept. & EMS**  
**Profit & Loss Detail**  
 February 2023

Date	Name	Memo	Class	Paid Amount
<b>Income</b>				
<b>4000 · INCOME</b>				
<b>4015 · Memorial Donations</b>				
02/06/2023	Individual Donations	Memory of Sam Phillips from Lynda Burgess	FD	50.00
02/06/2023	Individual Donations	Mmeory of Sam Phillips from Kenneth and Alecia Self	FD	25.00
02/08/2023	Individual Donations	In memory of Sam Phillips from Shirey	FD	25.00
02/22/2023	Individual Donations	In memory of Paul Brady from Rev Richard and Charlsie Brem...	FD	25.00
Total 4015 · Memorial Donations				125.00
<b>4065 · GRANT REIMBURSEMENT</b>				
02/08/2023	Texas A& M Forest ...	TCFP Incident Commander online training for D. Curtis cpltd 1...	FD	250.00
Total 4065 · GRANT REIMBURSEMENT				250.00
Total 4000 · INCOME				375.00
Total Income				375.00
Expense				
<b>Net Income</b>				<b>375.00</b>

HdL Companies

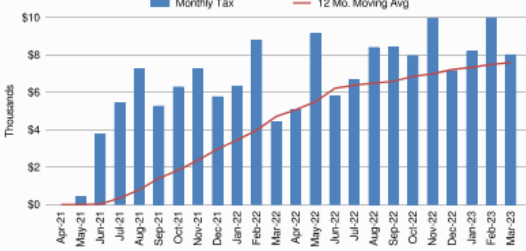
**SALES TAX SNAPSHOT**  
Burnet Co ESD 2

Mar-23

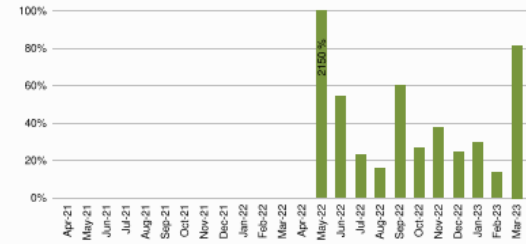
Sales Tax Net Payments

FY Mo.	FY2022	FY2023	YoY % Change
Oct	\$ 6,284	\$ 7,965	26.8%
Nov	\$ 7,245	\$ 9,955	37.4%
Dec	\$ 5,758	\$ 7,155	24.3%
Jan	\$ 6,336	\$ 8,190	29.3%
Feb	\$ 8,784	\$ 9,980	13.6%
Mar	\$ 4,411	\$ 8,004	81.5%
Apr	\$ 5,059		
May	\$ 9,132		
Jun	\$ 5,793		
Jul	\$ 6,675		
Aug	\$ 8,397		
Sep	\$ 8,411		
FYTD	\$ 38,819	\$ 51,250	32.0%
FY Total	\$ 82,287		

Sales Tax Net Payments Trend



Sales Tax Net Payments Change - YoY



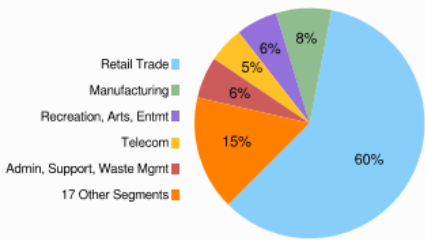
Top 10 Taxpayers

Rank	Company	FYTD Collections	% Total
1	AMAZON.COM SERVICES INC (MARKETPLACE)		
2	SMS BUCHANAN BUSINESS INC		
3	AMAZON.COM SERVICES LLC		
4	JIM EACHUS		
5	BUCHANAN SEPTIC TANKS INC.		
6	PEDERNALES ELECTRIC COOPERATIVE INC.		
7	REVEILLE PEAK RANCH SOLUTIONS LLC		
8	MARK W MARDIS		
9	UTOPIAFEST LLC		
10	REVEILLE PEAK RANCH L.L.C.		
Top 10 Companies		\$ 34,415	65.8%
933 Other Large Companies		\$ 15,496	29.6%
Small Companies/Other		\$ 1,791	3.4%
Single Local Tax Rate (SLT)		\$ 584	1.1%
Total		\$ 52,287	100.0%

Industry Segment Collections Trend - YoY % Chg

SEGMENT	Oct	Nov	Dec	Jan	Feb	Mar
Retail Trade	15.6%	7.6%	6.3%	5.8%	-1.9%	3.0%
Manufacturing	301.0%	441.2%	269.2%	109.2%	352.7%	244.8%
Recreation, Arts, Entmt	335.6%	321.3%	220.4%	828.0%	93.8%	0%
Admin, Support, Waste Mgmt	101.0%	17.4%	-20.2%	3.6%	-13.1%	372.1%
Telecom	-3.8%	-2.2%	33.7%	24.6%	1.1%	32.3%
All Others	-51.5%	25.3%	24.5%	-14.2%	44.1%	181.2%
Total Collections	26.2%	37.6%	23.9%	29.4%	13.4%	84.3%

Sales Tax Collections by Industry Segment



© 2023 All Rights Reserved

Data Source: Texas Comptroller of Public Accounts





**Burnet Co ESD 2**  
**TOP 30 COMPANIES RANK and CHANGE SUMMARY**  
**Mar-23**

Fiscal Year: Oct-Sep

Rank*	Company	NAICS Key	Prior Fiscal YTD Sales Tax Collections	Current Fiscal YTD Sales Tax Collections	Change \$	Change %	Current Fiscal YTD % Total Collections
1	AMAZON.COM SERVICES INC (MARKETPLACE)	9					
2	SMS BUCHANAN BUSINESS INC	9					
3	AMAZON.COM SERVICES LLC	9					
4	JIM EACHUS	9					
5	BUCHANAN SEPTIC TANKS INC.	5					
6	PEDERNALES ELECTRIC COOPERATIVE INC.	3					
7	REVEILLE PEAK RANCH SOLUTIONS LLC	21					
8	MARK W MARDIS	18					
9	UTOPIAFEST LLC	21					
10	REVEILLE PEAK RANCH L.L.C.	1					
	<b>TOP 10 LARGE** COMPANIES</b>		<b>23,600</b>	<b>34,415</b>	<b>10,815</b>	<b>45.8%</b>	<b>65.8%</b>
11	APPLE INC.	5					
12	NEW CINGULAR WIRELESS PCS LLC	12					
13	EBAY INC.	9					
14	WASTE MANAGEMENT OF TEXAS INC.	18					
15	MOW PARTNERS LLC	4					
16	DISH NETWORK L.L.C.	12					
17	J BAR ENTERPRISES LLC	15					
18	WAL-MART.COM USA LLC	9					
19	BFS GROUP LLC	9					
20	AQUA SPHERE INC.	8					
21	BESTBUY.COM LLC	9					
22	SIRIUS XM RADIO INC.	12					
23	JOHNSON ROOFING INC.	4					
24	SAFE STEP WALK IN TUB LLC	4					
25	TEXAS TRUCKING COMPANY INCORPORATED	10					
26	THE SHADE STORE LLC	9					
27	AQUATERRA GROUP LLC	18					
28	BEE CAVE DRILLING INC.	4					
29	RUNSIGNUP INC.	11					
30	WAL-MART.COM USA LLC (MARKETPLACE)	9					
	<b>TOP 30 LARGE COMPANIES</b>		<b>31,678</b>	<b>42,909</b>	<b>11,232</b>	<b>35.5%</b>	<b>82.1%</b>
	<b>TOP 100 LARGE COMPANIES</b>		<b>35,596</b>	<b>46,816</b>	<b>11,220</b>	<b>31.5%</b>	<b>89.5%</b>
	<b>842 OTHER LARGE COMPANIES</b>		<b>2,487</b>	<b>3,095</b>	<b>608</b>	<b>24.4%</b>	<b>5.9%</b>
	<b>SMALL COMPANIES &amp; OTHER</b>		<b>1,096</b>	<b>1,791</b>	<b>695</b>	<b>63.4%</b>	<b>3.4%</b>
	<b>SINGLE LOCAL TAX RATE COLLECTIONS (SLT)</b>		<b>414</b>	<b>584</b>	<b>171</b>	<b>41.2%</b>	<b>1.1%</b>
	<b>TOTAL COLLECTIONS</b>		<b>39,593</b>	<b>52,287</b>	<b>12,694</b>	<b>32.1%</b>	<b>100.0%</b>
	<b>STATE COMPTROLLER FEES</b>		<b>774</b>	<b>1,037</b>	<b>263</b>	<b>33.9%</b>	<b>2.0%</b>
	<b>NET PAYMENTS</b>		<b>38,819</b>	<b>51,250</b>	<b>12,431</b>	<b>32.0%</b>	<b>98.0%</b>

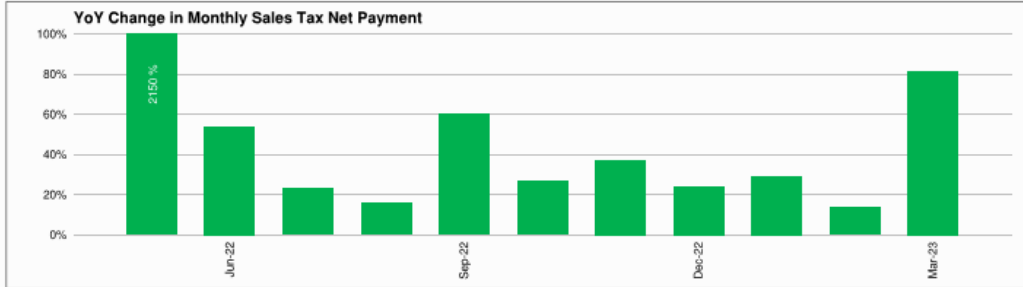
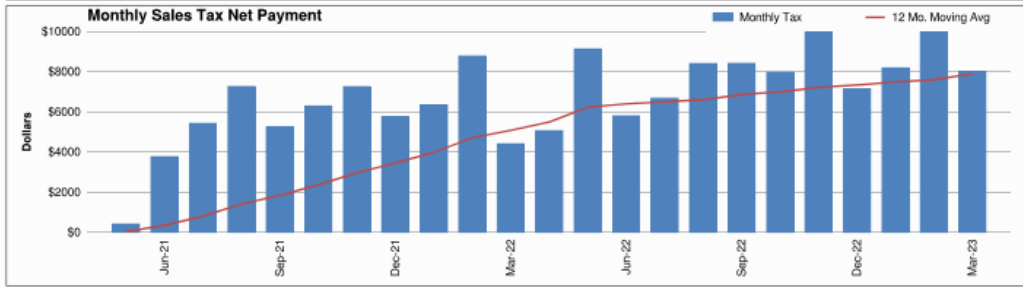
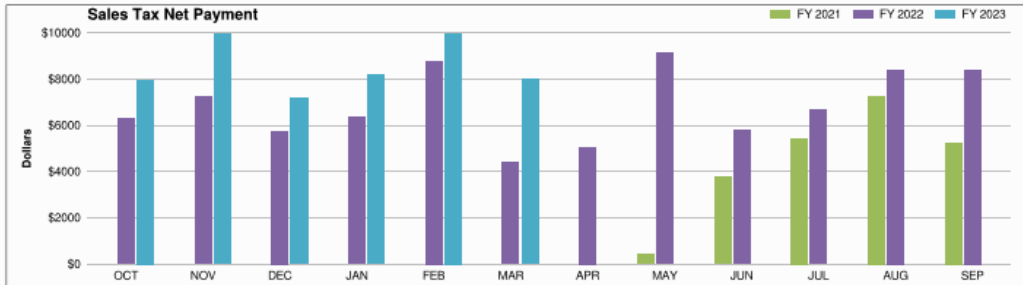
\* Ranked by Total of Last Fiscal Year + Current Fiscal YTD

\*\* Businesses whose detailed sales tax data is available

### Burnet Co ESD 2 - Sales Tax Net Payment Trend

	FISCAL YEAR				
	2019	2020	2021	2022	2023
Oct				\$ 6,284	\$ 7,965
Nov				\$ 7,245	\$ 9,955
Dec				\$ 5,758	\$ 7,155
Jan				\$ 6,336	\$ 8,190
Feb				\$ 8,784	\$ 9,980
Mar				\$ 4,411	\$ 8,004
Apr				\$ 5,059	
May			\$ 406	\$ 9,132	
Jun			\$ 3,762	\$ 5,793	
Jul			\$ 5,431	\$ 6,675	
Aug			\$ 7,257	\$ 8,397	
Sep			\$ 5,254	\$ 8,411	
<b>YEAR</b>	<b>\$</b>	<b>\$</b>	<b>\$ 22,109</b>	<b>\$ 82,287</b>	<b>\$ 51,250</b>
YoY Change			na	na	na

Change: FY '23/'22				
Month	Month		Year-to-Date	
	\$	%	\$	YTD %
Oct	\$ 1,681	26.8%	\$ 1,681	26.8%
Nov	\$ 2,710	37.4%	\$ 4,391	32.5%
Dec	\$ 1,397	24.3%	\$ 5,788	30.0%
Jan	\$ 1,854	29.3%	\$ 7,642	29.8%
Feb	\$ 1,196	13.6%	\$ 8,838	25.7%
Mar	\$ 3,593	81.5%	\$ 12,431	32.0%
Apr				
May				
Jun				
Jul				
Aug				
Sep				



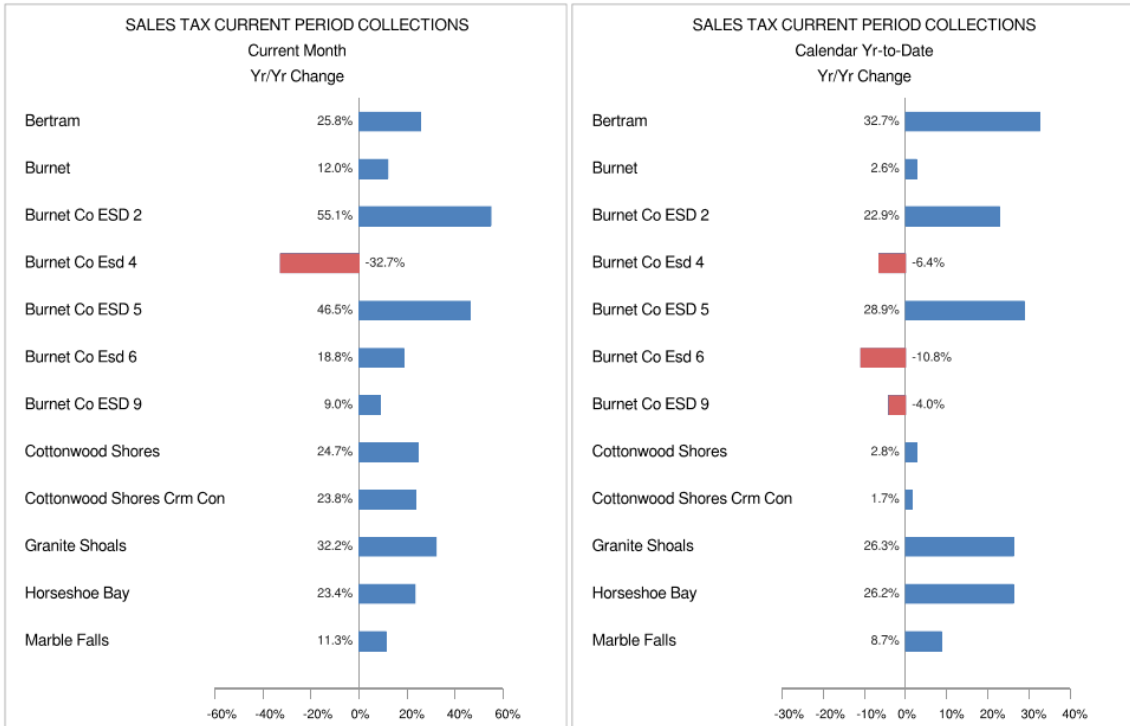
**Burnet Co ESD 2  
SALES TAX PAYMENT DETAIL**

**Mar-23**

Fiscal Year: Oct-Sep

COLLECTIONS	Mar-22	Mar-23	Chg. \$ Chg. %	Prior FYTD	Current FYTD	Chg. \$ Chg. %
<b>Current Period</b>	<b>5,165</b>	<b>8,011</b>	<b>2,846</b> 55.1%	<b>38,738</b>	<b>48,941</b>	<b>10,202</b> 26.3%
Prior Period	(814)	17	831 -102.1%	(285)	2,119	2,404 -843.7%
Future Period	9	0	(9) -100.0%	699	595	(103) -14.8%
Audit	0	0	(0) -98.3%	7	18	11 160.9%
Unidentified	1	2	1 49.2%	20	30	9 44.6%
Single Local Tax Rate	48	96	47 97.7%	414	584	171 41.2%
<b>TOTAL</b>	<b>4,409</b>	<b>8,126</b>	<b>3,717</b> 84.3%	<b>39,593</b>	<b>52,287</b>	<b>12,694</b> 32.1%
Service Fee	(88)	(163)	(74) 84.3%	(792)	(1,046)	(254) 32.1%
Current Retained	(86)	(159)	(73) 84.3%	(776)	(1,025)	(249) 32.1%
Prior Retained	177	200	24 13.4%	794	1,034	240 30.2%
<b>NET PAYMENT</b>	<b>4,411</b>	<b>8,004</b>	<b>3,593</b> 81.5%	<b>38,819</b>	<b>51,250</b>	<b>12,431</b> 32.0%

SALES TAX TREND  
 BURNET COUNTY  
 Mar-23



Data: Texas Comptroller of Public Accounts

Copyright © 2023 All Rights Reserved All Rights Reserved

Hdl Companies