



BURNET COUNTY EMERGENCY SERVICES DISTRICT NO. 2  
P.O. Box 249  
Buchanan Dam, Texas 78609-0249

**Minutes (Official) – April 20, 2023**

**1. (AI)<sup>1</sup> Call meeting to order.**

*(AD)<sup>2</sup>At 10:00 a.m., April 20, 2023, the Regular Meeting for the Board of Emergency Service Commissioners of Burnet County Emergency Services District No. 2 was called to order by President Richard Bremer at the Cassie Volunteer Fire Department, 3900 RR 690, Burnet, Texas 78611. Notice of this meeting (Enclosure 1) had been previously posted at the Burnet County Courthouse and the Cassie VFD website ([www.cassievfd.com](http://www.cassievfd.com)), in compliance with the provisions of Chapter 551, Texas Government Code.*

**2. (AI) Establish a quorum.**

*(AD) Board member in attendance were:*

*Richard Bremer*

*Robbie Cheatham*

*Jodeen Lee*

*John Call*

*Sharon Barclay*



*Commissioner Bremer confirmed a quorum was present.*

**3. (AI) Pledge of Allegiance**

*(AD) The quorum having been established, the Pledge of Allegiance to the United States was rendered with appropriate honors.*

**4. (AI) Invocation**

*(AD) The Invocation was offered by Commissioner Bremer.*

---

<sup>1</sup> AI – Agenda Item

<sup>2</sup> AD – Action and/or Discussion by BCESD-2Commissioners

**5. (AI) Welcome guests**

*(AD) Commissioner Bremer welcomed to the meeting:*

*CVFD Chief Derrick Curtis*

*Danny King, Texas Class*

**6. (AI) Comments from the Board and Public not scheduled on the agenda may speak, however no action can be taken on these items and the Board will not debate the comments at this meeting. Comments regarding specific agenda items should occur when the item is called. There is a 2-minute speaking limit.**

*(AD) Commissioner Bremer opened the floor for comments; no comments were given.*

**\*11. (AI) Representative from Texas Class to make a presentation on investment options.**

*(AD) Floor given to guest, Danny King of Texas Class to discuss investment options. Mr. King presented information on Texas Class, a company that deals with local and governmental entity investors. He discussed the current rate of return at 4.74% on the governmental investment strand and non-governmental investments are currently >5%. Mr. King explained that Texas Class is operated to provide excellent customer service with Client Service Teams and direct verbal access to representatives.*

*Commissioner Bremer asked questions related to security of funds and Mr. King responded that Texas Class operates strictly under the Public Funds Investment Act. The funds are compounded daily, there is no minimum to join, and no penalty for withdrawal.*

*Commissioner Cheatham inquired on the security of investments; Mr. King responded that the company continuously monitors for shifts that would indicate an issue with a particular investment to be proactive in movement of investments.*

*Commissioner Lee reported information that she calculated regarding the increase in return utilizing Texas Class versus the current CD.*

*Commissioner Bremer thanked Mr. King for his information and attendance.*

**7. (AI) Accept minutes from the March 16, 2023 meeting.**

*(AD) Commissioner Bremer called for corrections to the March 16, 2023 Meeting Minutes; with no additional changes the Minutes were accepted as presented.*

**8. (AI) Accept minutes from the Special Meeting April 3, 2023**

*(AD) Commissioner Bremer called for corrections to the April 3, 2023 Special Meeting Minutes; with no additional changes the Minutes were accepted as presented.*

## **9. ESD #2 Treasurer Report**

*(AD) Commissioner Lee gave the ESD Treasurer's Report for March 2023.*

*Balances – Checking: \$367,965.32  
CD: \$157,627.73  
Total Assets: \$525,593.05*

*Income: \$15,325.20  
Expenses: \$1630.28  
Reimbursement: \$2500  
Net: \$16,955.48 (Enclosure 2)*

*Report for Sales Tax March 2023*

*Balance: \$142,972.63  
Income: \$8016.53  
Expenses: \$ 4150 (Enclosure 3)*

*Commissioner Bremer called for questions or comments for the Treasurer's Report; Commissioner Barclay questioned if the Sales Tax Income should be reflected with the Income on the Budget v. Actual as there is a line item for Sales Tax Revenue and for Expenses. Commissioner Lee stated that she will investigate this with the assistance of Mrs. Taber. With no further questions, the report was accepted as presented.*

*\*1038 Commissioner Cheatham explained that she briefly needed to step away from the meeting.*

## **10. (AI) Discussion and/or action regarding the disbursement of funds**

*(AD) Commissioner Bremer asked for any anticipated items regarding upcoming expenses. Commissioner Lee reported that the CVFD Quarterly payment has been paid, the only other anticipated expense is SAFE-D dues.*

## **11. (AI) Discussion and/or action concerning the investment of excess funds from the Regular Account and Sales Tax Account for future capital expenditures. Update on investment options for the Regular Account and the Sales Tax Account. Representative from Texas Class to make a presentation on investment options.**

*(AD) Commissioner Bremer brought forth discussion related to the presentation by Danny King from Texas Class. There was discussion and general agreement regarding responsible investment of ESD Funds.*

*Commissioner Lee made a motion to approve a Resolution for Burnet County ESD No. 2 to participate in investing with Texas Class; Commissioner Barclay seconded; the motion carried unanimously. (Enclosure 4)*

*Commissioner Lee made the motion to cash out of the CD at First State Bank of Burnet and use all the funds to open a government account with Texas Class; Commissioner Call seconded; the motion passed unanimously.*

*\*1043 Commissioner Cheatham returned to the meeting.*

*Commissioner Lee made the motion to move \$100,000 from the Sales Tax Account to open a government account with Texas Class; Commissioner Cheatham seconded; the motion passed unanimously.*

*Commissioner Call made the motion that Commissioner Lee, Commissioner Bremer, Commissioner Cheatham, and Commissioner Call be authorized signers for the accounts at Texas Class; Commissioner Barclay would have viewing access. Commissioner Cheatham seconded; the motion passed unanimously.*

## **12. (AI) Report from the Cassie Volunteer Fire Department.**

### **A. Report of VFD**

- 1. Number of calls.**
- 2. Training, etc.**
- 3. Other department activity or concerns.**

### **B. Cassie VFD Financial Report**

### **C. Capital Expenditures**

*(AD) A. Chief Curtis gave the report for CVFD activity for the month of March. CVFD responded to 12 calls – 10 EMS/2 Fire. Mutual Aid – 4 given, 0 received. There were no overlapping calls. Average response time for March was 11.42; In-District calls 17.16, M-F 4.43, Out-of-District is 16.50. Average personnel per call for March was 4.8 (Enclosure 5) Commissioner Barclay inquired as to the increase in time for the In-District call for the month and Chief Curtis explained that it was due to a Water Rescue.*

*Chief Curtis reported that there is continued community activity in preparation for the 2024 Solar Eclipse (4-8-2024). Reveille Peak is estimating 30-50K participants.*

*B. Chief Curtis reported that Mrs. Schneider had sent the CVFD Treasurers Report for March 2023 to all Commissioners prior to the meeting and asked for any feedback. He explained expenses. There was a balance of \$25,422.72 in checking. Expenses for March were \$19,007.78 which included routine operational and forecasted insurance expenses. There were no additional questions. (Enclosure 6).*

*Mrs. Schneider sent the information for the CVFD Account prior to the meeting— current balance is \$94,328.12. (Enclosure 7).*

**13. (AI) Report from the Joint Task Force concerning the 5-year plan.**

*(AD) Commissioner Bremer reported that there had been no meetings in February.*

**14. (AI) Update on the Request for Qualifications (RFQ) for Architectural / Engineering Services for the new apparatus bay building. Discussion from the Special Meeting concerning the RFQ. Discussion and/or action on the Request for Qualifications for Architectural / Engineering Services from Martinez Architects for the new Apparatus Bay building.**

*(AD) Commissioner Bremer called for discussion regarding the RFQ presentation and action regarding the ESD. There was extensive discussion regarding the long-term financial considerations, staffing concerns, equipment replacement, and general trends of ESD #2. Discussion also centered around not truly knowing the extent of costs involved in the procurement of the Architectural Services until we formally move forward to pursue contract options.*

*Commissioner Lee made the motion to contact Martinez Architects to pursue options for engaging in a contract for construction of a new Apparatus Bay building. Commissioner Call seconded; the motion passed unanimously.*

**15. (AI) Discussion and/or action concerning the expenditure of funds from the Sales Tax Account**

*(AD) Commissioner Bremer reviewed the only anticipated immediate expenditure of funds from the Sales Tax Account is movement of \$100,000 to Texas Class investment.*

**16. (AI) Administrative update of the Sales Tax Program for ESD #2 including update on reports from HdI.**

*(AD) Commissioner Barclay presented information obtained by HdL on Sales Tax statistics. Commissioner Barclay reported that April Sales Tax Income was \$7909; this reflected a 56.3% increase from April 2022 and Fiscal Year change of 34.8%. The major Sales Tax contributors remain in the Retail Trade sector with the Top 10 remaining constant. (Enclosure 8)*

*Commissioner Barclay discussed other local ESD trends with most remaining slightly elevated except for ESD #9 which showed a significant decrease.*

*Commissioner Barclay also reported that HdL stated that one of the companies that she inquired about had shown no issues with the Comptrollers Office. She is still awaiting the results of one more audit. Chief Curtis reported having a meeting with a vendor at Reveille Peak and them affirming that they were knowledgeable concerning the requirements of the Local Sales Tax. Commissioner Barclay offered to send another letter to present to a repeat vendor if necessary.*

**17. (AI) Discussion and/or action concerning the purchase of computer for ESD #2 Commissioners Official Use.**

*(AD) Commissioners Barclay and Lee reported that they had discussed what computers and programs they felt would be necessary for completing official tasks of the ESD. They will work on providing price quotes for the next meeting.*

**18. (AI) Calendar of events for May 2023. (Bremer)**

- A. Approve Capital Expenditures, if applicable.**
- B. NOTE: To be completed by June 15, 2023 Cybersecurity Training; <https://dir.texas.gov/information-security/statewide-cybersecurity-awareness-training>. When completed, send a copy of the certification to me and to Sharon.**
- C. SAFE-D membership renewal.**

*(AD) Commissioner Bremer reported upcoming Agenda Items for the May 2023 meeting and made the reminder to complete Cybersecurity Training.*

**19. (AI) Next meeting, at 10:00 AM on Thursday, May 18, 2023, at the Cassie VFD Station**

*(AD) Commissioner Bremer announced that the next meeting will be on Thursday, May 18, 2023, at 10:00 a.m. at the Cassie Volunteer Fire Department.*

**20. (AI) Adjourn**

*(AD) With no additional business, the Burnet County Emergency Services District No. 2 April 20, 2023 Meeting was adjourned at 11:29 a.m.*

*Sharon K. Barclay*

Sharon K. Barclay  
Secretary  
Emergency Services District No. 2  
Burnet County  
April 20, 2023

Richard Bremer  
President  
Emergency Services District No. 2  
Burnet County  
April 20, 2023



**BURNET COUNTY EMERGENCY SERVICES DISTRICT #2**  
**P.O. BOX 249**  
**BUCHANAN DAM, TEXAS 78609-0249**  
**NOTICE OF REGULAR MEETING**

In compliance with the provisions of Chapter 551, Texas Government Code, notice is hereby given of a Regular Meeting of the Board of Emergency Services Commissioners of Burnet County Emergency Services District #2, to be held on Thursday, April 20, 2023, at 10:00 a.m. at the Cassie VFD Station located at 3900 RR 690, Burnet, Texas, 78611. This agenda is posted in the Burnet County Courthouse and on the cassievfd.com website.

The following agenda items will be discussed, considered and action taken as appropriate:

**AGENDA**

1. Call meeting to order. (Bremer)
2. Establish a quorum. (Bremer)
3. Pledge of Allegiance. (Bremer)
4. Invocation. (Bremer)
5. Welcome guests. (Bremer)
6. Comments from the Board and Public not scheduled on the agenda may speak, however no action can be taken on these items and the Board will not debate the comments at this meeting. Comments regarding specific agenda items should occur when the item is called. There is a 2-minute speaking limit.
7. Accept minutes from the March 16, 2023, meeting. (Bremer)
8. Accept minutes from the special meeting from April 3, 2023. (Bremer)
9. ESD #2 Treasurer Report. (Lee)
10. Discussion and/or action regarding the disbursement of funds. (Lee)
11. Discussion and/or action concerning the investment of excess funds from the Regular Account and the Sales Tax Account for future capital expenditures. Update on investment options for the Regular Account and the Sales Tax Account. A representative from Texas Class to make a presentation on investment options. (Bremer/Lee).



2:03 PM  
04/10/23  
Cash Basis

**Burnet County Emergency Services District #2**  
**Balance Sheet**  
As of March 31, 2023

	Mar 31, 23
<b>ASSETS</b>	
Current Assets	
Checking/Savings	
Certificate of Deposit 33086	157,627.73
First State Bank of Burnet	367,965.32
Total Checking/Savings	525,593.05
Total Current Assets	525,593.05
<b>TOTAL ASSETS</b>	<b>525,593.05</b>
<b>LIABILITIES &amp; EQUITY</b>	
Equity	
Unrestricted Net Assets	279,317.93
Net Income	246,275.12
Total Equity	525,593.05
<b>TOTAL LIABILITIES &amp; EQUITY</b>	<b>525,593.05</b>

2:10 PM  
 04/10/23  
 Cash Basis

**Burnet County Emergency Services District #2**  
**Profit & Loss Budget vs. Actual**  
 October 2022 through March 2023

	Oct '22 - Mar 23	Budget	\$ Over Budget
<b>Income</b>			
Government Contracts			
Local Government Contracts	372,636.34	359,410.00	13,226.34
Sales Tax Revenue	0.00	80,000.00	-80,000.00
<b>Total Government Contracts</b>	<b>372,636.34</b>	<b>439,410.00</b>	<b>-66,773.66</b>
Interest Earned	206.80	90.00	116.80
Investments			
Interest-Savings, Short-term CD	137.31	800.00	-662.69
<b>Total Investments</b>	<b>137.31</b>	<b>800.00</b>	<b>-662.69</b>
Refund	0.00	170.00	-170.00
<b>Total Income</b>	<b>372,980.45</b>	<b>440,470.00</b>	<b>-67,489.55</b>
<b>Expense</b>			
Capital Reserve	0.00	105,015.00	-105,015.00
Contract Services			
Accounting Fees	7,700.00	7,700.00	0.00
Cassie Volunteer Fire Dept	112,750.50	225,501.00	-112,750.50
Insurance-Liability & D.O.	0.00	1,730.00	-1,730.00
Insurance-Workers Compensation	319.00	395.00	-76.00
Legal Fees	19.43	2,500.00	-2,480.57
Outside Contract Services			
Burnet Co. Appraisal Dist.			
Tax Collection Legal Fees	61.04		
Taxes Refunded-Property Owners	2,349.17		
Burnet Co. Appraisal Dist. - Other	2,658.18	4,810.00	-2,151.82
<b>Total Burnet Co. Appraisal Dist.</b>	<b>5,068.39</b>	<b>4,810.00</b>	<b>258.39</b>
<b>Total Outside Contract Services</b>	<b>5,068.39</b>	<b>4,810.00</b>	<b>258.39</b>
<b>Total Contract Services</b>	<b>125,857.32</b>	<b>242,636.00</b>	<b>-116,778.68</b>
Operations			
Newspaper Advertisement	0.00	100.00	-100.00
Postage, Mail Service	0.00	244.00	-244.00
Supplies	54.54		
<b>Total Operations</b>	<b>54.54</b>	<b>344.00</b>	<b>-289.46</b>
Other Types of Expenses			
Memberships and Dues	0.00	275.00	-275.00
Other Costs	0.00	6,600.00	-6,600.00
<b>Total Other Types of Expenses</b>	<b>0.00</b>	<b>6,875.00</b>	<b>-6,875.00</b>
Sales Tax Expenditures-Cap Exp	0.00	80,000.00	-80,000.00
Travel and Meetings			
Conference, Convention, Meeting	649.20	5,000.00	-4,350.80
Travel	144.27	600.00	-455.73
<b>Total Travel and Meetings</b>	<b>793.47</b>	<b>5,600.00</b>	<b>-4,806.53</b>
<b>Total Expense</b>	<b>126,705.33</b>	<b>440,470.00</b>	<b>-313,764.67</b>
<b>Net Income</b>	<b>246,275.12</b>	<b>0.00</b>	<b>246,275.12</b>

2:11 PM  
 04/10/23  
 Cash Basis

**Burnet County Emergency Services District #2**  
**Profit & Loss Detail**  
 March 2023

Type	Date	Num	Name	Memo	Paid Amount
<b>Income</b>					
<b>Government Contracts</b>					
<b>Local Government Contracts</b>					
Deposit	03/07/2023	auto	Burnet County Appraisal Di...	tax collections 2/16 - 2/28-23	10,560.67
Deposit	03/22/2023	auto	Burnet County Appraisal Di...	tax collections 3/1 - 3/15/23	4,597.86
Total Local Government Contracts					<u>15,158.53</u>
Total Government Contracts					15,158.53
<b>Interest Earned</b>					
Deposit	03/22/2023	auto	First State Bank of Burnet	3 months interest	135.92
Deposit	03/31/2023			Interest	30.75
Total Interest Earned					<u>166.67</u>
Total Income					15,325.20
<b>Expense</b>					
<b>Contract Services</b>					
<b>Outside Contract Services</b>					
<b>Burnet Co. Appraisal Dist.</b>					
<b>Tax Collection Legal Fees</b>					
Deposit	03/07/2023	auto	Burnet County Appraisal Di...	tax collections 2/16 - 2/28/23	19.72
Total Tax Collection Legal Fees					<u>19.72</u>
Total Burnet Co. Appraisal Dist.					<u>19.72</u>
Total Outside Contract Services					<u>19.72</u>
Total Contract Services					19.72
<b>Operations</b>					
<b>computer expense</b>					
Check	03/16/2023	1502	HdL Companies	yearly fees	2,500.00
Deposit	03/17/2023	auto	Burnet County ESD #2	reim HdL yearly fees	-2,500.00
Total computer expense					<u>0.00</u>
Total Operations					0.00
<b>Sales Tax Expenditures-Cap Exp</b>					
Deposit	03/17/2023	auto	Burnet County ESD #2	reim survey expense	-1,650.00
Total Sales Tax Expenditures-Cap Exp					<u>-1,650.00</u>
Total Expense					<u>-1,630.28</u>
<b>Net Income</b>					<u><u>16,955.48</u></u>

E

2:14 PM  
04/10/23  
Cash Basis

**Burnet Cty. ESD#2 Sales Tax  
Balance Sheet  
As of March 31, 2023**

	Mar 31, 23
<b>ASSETS</b>	
Current Assets	
Checking/Savings	
FSB of Burnet - Sales Tax	142,972.63
Total Checking/Savings	142,972.63
Total Current Assets	142,972.63
<b>TOTAL ASSETS</b>	<b>142,972.63</b>
<b>LIABILITIES &amp; EQUITY</b>	
Equity	
Opening Balance Equity	2,500.00
Unrestricted Net Assets	93,336.25
Net Income	47,136.38
Total Equity	142,972.63
<b>TOTAL LIABILITIES &amp; EQUITY</b>	<b>142,972.63</b>

2:16 PM  
 04/10/23  
 Cash Basis

**Burnet Cty. ESD#2 Sales Tax  
 Profit & Loss Detail  
 March 2023**

Type	Date	Num	Name	Memo	Paid Amount
<b>Income</b>					
<b>Interest Income</b>					
Deposit	03/31/2023			Interest	12.16
Total Interest Income					12.16
<b>Sales Tax Revenue</b>					
Deposit	03/10/2023	auto	Texas State Comptroller	Feb 2023 sales tax	8,004.37
Total Sales Tax Revenue					8,004.37
Total Income					8,016.53
<b>Expense</b>					
<b>HDL Company</b>					
Check	03/16/2023	1005	Burnet County ESD #2	yearly fees 3/1 - 2/29/24	2,500.00
Total HDL Company					2,500.00
<b>New Building Expense</b>					
Check	03/16/2023	1005	Burnet County ESD #2	survey fees	1,650.00
Total New Building Expense					1,650.00
Total Expense					4,150.00
<b>Net Income</b>					<b>3,866.53</b>



Resolution to Participate

WHEREAS, the Public Funds Investment Act, Texas Government Code, Section 2256.001 et seq. (the Act) requires the governing body of each local government in this state to adopt investment policies in accordance with the terms of the Act; and

WHEREAS, pursuant to the requirements of the Act, the Board of Trustees (the Governing Body) of the Burnet County ESD #2 (the Local Government) has previously reviewed and adopted an investment policy (the Policy) that provides in part that the funds of the local government will be invested in investments permitted by the Act in order to: (i) invest only in investments legally permitted under Texas law; (ii) minimize risk by managing portfolio investments so as to preserve principal and maintain a stable net asset value; (iii) manage portfolio investments to ensure that cash will be available as required to finance operations; and (iv) maximize current income to the degree consistent with legality, safety, and liquidity; and

WHEREAS, pursuant to the Policy and the Act, the Local Government has appointed Danny King (the Investment Officer) to act as the investment officer of the Local Government; and

WHEREAS, the Act provides that funds under the control of a Local Government may be invested through investment pools meeting the standards of Section 2256.016 of the Act; and

WHEREAS, the Local Government has received and reviewed the Information Statement, dated April 2021 (the Information Statement), of Texas Cooperative Liquid Assets Securities System Trust (the Program), an investment pool administered by Public Trust Advisors, LLC that sets forth the information required by Section 2256.016(b) of the Act; and

WHEREAS, the Local Government has determined that the investments proposed to be acquired by the Program are of a type that are permitted by the Act and are consistent with the Policy; and

WHEREAS, the Local Government has determined that an investment in the Program will assist the Local Government in achieving the goals set forth in the Policy and will tend to preclude imprudent investment activities arising out of investment transactions conducted between the Local Government and the Program; and

WHEREAS, the Local Government understands that the Program operates through the Ninth Amended and Restated Trust Agreement dated as of February 25, 2021 (the Trust Agreement), that provides the terms on which the Program will operate and the rights of the Participants in the Program and sets forth the responsibilities of Public Trust Advisors, LLC as the administrator of the Program (the Administrator) and of UMB Bank as custodian (the Custodian);

NOW THEREFORE, BE IT RESOLVED BY THE GOVERNING BODY OF THE LOCAL GOVERNMENT:

That the form, terms, and provisions of the Trust Agreement, a draft of which was presented and reviewed at this meeting, providing for the creation of the Program and for the rights of the Program Participants and the duties and responsibilities of the Administrator be and the same are hereby approved and adopted; and that the Investment Officer be and he or she is hereby authorized and directed to execute and deliver to the Administrator and the Custodian in the name and on behalf of the Local Government a participation certificate evidencing the agreement of the Local Government to be bound by the Trust Agreement substantially in the form of the Trust Agreement reviewed and approved at this meeting, together with such changes therein as may be approved by the said officer, such approval to be conclusively evidenced by the execution thereof; and be it further


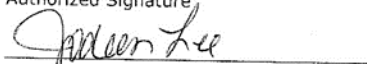
Resolved that the investment program established by the Trust Agreement is hereby found and determined to be consistent with the Policy and to preclude imprudent investment activities arising out of investment transactions conducted between the Local Government and the Program; and be it further

Resolved that the Governing Body hereby officially finds and determines that the facts and recitations contained in the preamble of this Resolution are true and correct; and be it further

Resolved that the Governing Body hereby finds and declares that written notice of the date, hour, place, and subject of the meeting at which this Resolution was adopted was posted for the time required by law preceding this meeting and that such meeting was open to the public as required by law at all times during which this Resolution and the subject matter thereof were discussed, considered, and formally acted upon all as required by the Open Meetings Act, Chapter 551, Texas Government Code, as amended, and the Act; and be it further

Resolved that the officers of the Local Government, and each of them, shall be and each is expressly authorized, empowered, and directed from time-to-time to do and perform all acts and things and to execute, acknowledge, and deliver in the name and under the corporate seal and on behalf of the Local Government all certificates, instruments, and other papers, whether or not herein mentioned, as they may determine to be necessary or desirable in order to carry out the terms and provisions of this Resolution and of the Trust Agreement hereby authorized and approved, such determination to be conclusively evidenced by the performance of such acts and things and the execution of any such certificate, financing statement, instrument, or other paper; and be it further

Resolved that this Resolution shall take effect and be in full force upon and after its passage.

	4/20/23	<u>Richard Bremer</u>
Authorized Signature	Date	Printed Name
	4/20/23	<u>Jodeen Lee</u>
Authorized Signature	Date	Printed Name

## Cassie VFD/ Burnet ESD 2

Burnet, TX

This report was generated on 4/13/2023 9:07:31 AM



### Incident Statistics

Zone(s): All Zones | Start Date: 03/01/2023 | End Date: 03/31/2023

INCIDENT COUNT			
INCIDENT TYPE		# INCIDENTS	
EMS		10	
FIRE		2	
<b>TOTAL</b>		<b>12</b>	
TOTAL TRANSPORTS (N2 and N3)			
APPARATUS	# of APPARATUS TRANSPORTS	# of PATIENT TRANSPORTS	TOTAL # of PATIENT CONTACTS
C-60	0	0	3
<b>TOTAL</b>	<b>0</b>	<b>0</b>	<b>3</b>
PRE-INCIDENT VALUE		LOSSES	
\$0.00		\$0.00	
CO CHECKS			
<b>TOTAL</b>			
MUTUAL AID			
Aid Type	Total		
Aid Given	4		
OVERLAPPING CALLS			
# OVERLAPPING	% OVERLAPPING		
0	0		
LIGHTS AND SIREN - AVERAGE RESPONSE TIME (Dispatch to Arrival)			
Station	EMS	FIRE	
Cassie VFD-Elms Station	0:08:54	0:22:27	
<b>AVERAGE FOR ALL CALLS</b>		<b>0:10:58</b>	
LIGHTS AND SIREN - AVERAGE TURNOUT TIME (Dispatch to Enroute)			
Station	EMS	FIRE	
Cassie VFD-Elms Station	0:01:54	0:05:48	
<b>AVERAGE FOR ALL CALLS</b>		<b>0:02:38</b>	
AGENCY	AVERAGE TIME ON SCENE (MM:SS)		
Cassie VFD/ Burnet ESD 2	55:02		

Only Reviewed Incidents included. EMS for Incident counts includes only 300 to 399 Incident Types. All other incident types are counted as FIRE. CO Checks only includes Incident Types: 424, 736 and 734. # Apparatus Transports = # of incidents where apparatus transported. # Patient Transports = All patients transported by EMS. # Patient Contacts = # of PCR contacted by apparatus. This report now returns both NEMSIS 2 & 3 data as appropriate. For overlapping calls that span over multiple days, total per month will not equal Total count for year.

 **EMERGENCY REPORTING**  
 emergencyreporting.com  
 Doc Id: 1645  
 Page # 1 of 1



# Cassie VFD/ Burnet ESD 2

Burnet, TX

This report was generated on 4/13/2023 9:08:05 AM



## Incident Statistics

Zone(s): All Zones | Start Date: 01/01/2023 | End Date: 03/31/2023

INCIDENT COUNT			
INCIDENT TYPE		# INCIDENTS	
EMS		26	
FIRE		11	
<b>TOTAL</b>		<b>37</b>	
TOTAL TRANSPORTS (N2 and N3)			
APPARATUS	# of APPARATUS TRANSPORTS	# of PATIENT TRANSPORTS	TOTAL # of PATIENT CONTACTS
C-60	0	0	8
<b>TOTAL</b>	<b>0</b>	<b>0</b>	<b>8</b>
PRE-INCIDENT VALUE		LOSSES	
\$0.00		\$0.00	
CO CHECKS			
<b>TOTAL</b>			
MUTUAL AID			
Aid Type	Total		
Aid Given	13		
OVERLAPPING CALLS			
# OVERLAPPING	% OVERLAPPING		
0	0		
LIGHTS AND SIREN - AVERAGE RESPONSE TIME (Dispatch to Arrival)			
Station	EMS	FIRE	
Cassie VFD-Elms Station	0:06:30	0:22:29	
<b>AVERAGE FOR ALL CALLS</b>		<b>0:09:42</b>	
LIGHTS AND SIREN - AVERAGE TURNOUT TIME (Dispatch to Enroute)			
Station	EMS	FIRE	
Cassie VFD-Elms Station	0:01:03	0:05:06	
<b>AVERAGE FOR ALL CALLS</b>		<b>0:01:52</b>	
AGENCY	AVERAGE TIME ON SCENE (MM:SS)		
Cassie VFD/ Burnet ESD 2	38:38		

Only Reviewed Incidents included. EMS for Incident counts includes only 300 to 399 Incident Types. All other incident types are counted as FIRE. CO Checks only includes Incident Types: 424, 736 and 734. # Apparatus Transports = # of incidents where apparatus transported. # Patient Transports = All patients transported by EMS. # Patient Contacts = # of PCR contacted by apparatus. This report now returns both NEMSIS 2 & 3 data as appropriate. For overlapping calls that span over multiple days, total per month will not equal Total count for year.



# Cassie VFD/ Burnet ESD 2

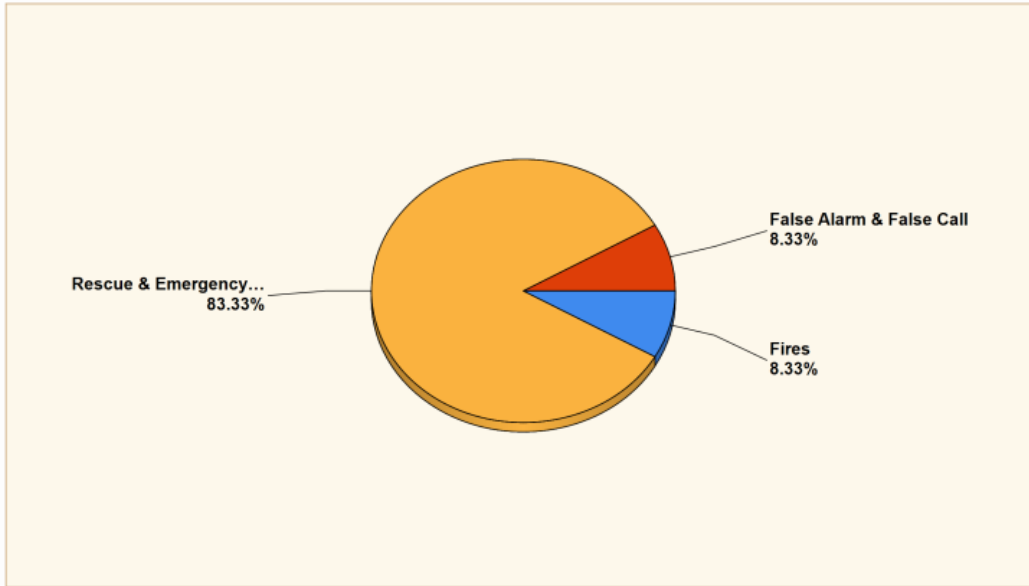
Burnet, TX

This report was generated on 4/13/2023 9:18:25 AM



## Breakdown by Major Incident Types for Date Range

Zone(s): All Zones | Start Date: 03/01/2023 | End Date: 03/31/2023



MAJOR INCIDENT TYPE	# INCIDENTS	% of TOTAL
Fires	1	8.33%
Rescue & Emergency Medical Service	10	83.33%
False Alarm & False Call	1	8.33%
<b>TOTAL</b>	<b>12</b>	<b>100%</b>

Detailed Breakdown by Incident Type		
INCIDENT TYPE	# INCIDENTS	% of TOTAL
142 - Brush or brush-and-grass mixture fire	1	8.33%
311 - Medical assist, assist EMS crew	3	25%
321 - EMS call, excluding vehicle accident with injury	4	33.33%
322 - Motor vehicle accident with injuries	2	16.67%
365 - Watercraft rescue	1	8.33%
743 - Smoke detector activation, no fire - unintentional	1	8.33%
<b>TOTAL INCIDENTS:</b>	<b>12</b>	<b>100%</b>

Only REVIEWED and/or LOCKED IMPORTED incidents are included. Summary results for a major incident type are not displayed if the count is zero.



# Cassie VFD/ Burnet ESD 2

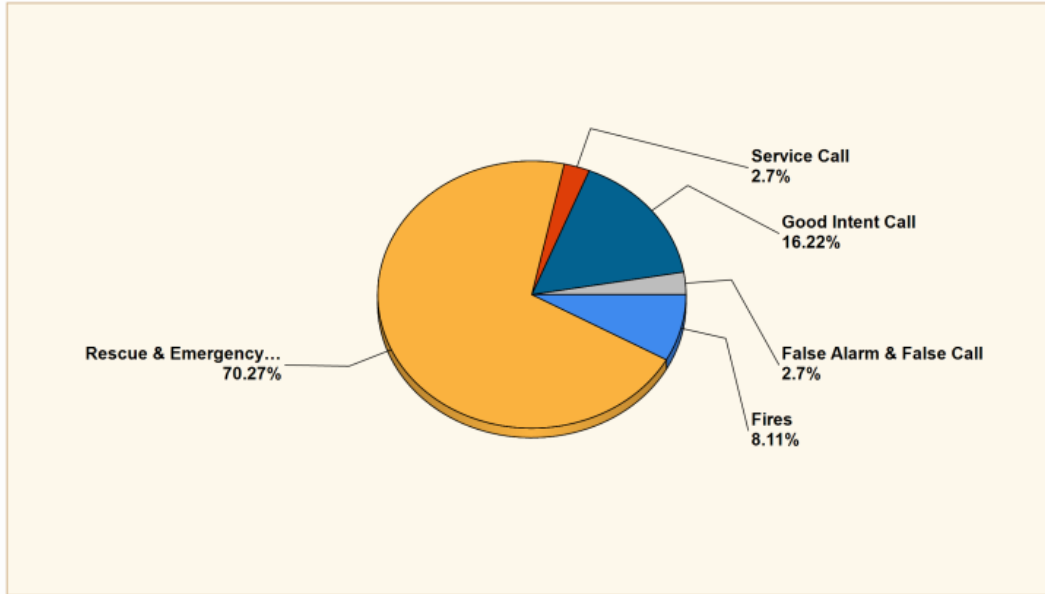
Burnet, TX

This report was generated on 4/13/2023 9:18:39 AM



## Breakdown by Major Incident Types for Date Range

Zone(s): All Zones | Start Date: 01/01/2023 | End Date: 03/31/2023



MAJOR INCIDENT TYPE	# INCIDENTS	% of TOTAL
Fires	3	8.11%
Rescue & Emergency Medical Service	26	70.27%
Service Call	1	2.7%
Good Intent Call	6	16.22%
False Alarm & False Call	1	2.7%
<b>TOTAL</b>	<b>37</b>	<b>100%</b>

Detailed Breakdown by Incident Type		
INCIDENT TYPE	# INCIDENTS	% of TOTAL
142 - Brush or brush-and-grass mixture fire	1	2.7%
143 - Grass fire	2	5.41%
311 - Medical assist, assist EMS crew	7	18.92%
321 - EMS call, excluding vehicle accident with injury	14	37.84%
322 - Motor vehicle accident with injuries	2	5.41%
324 - Motor vehicle accident with no injuries.	2	5.41%
365 - Watercraft rescue	1	2.7%
551 - Assist police or other governmental agency	1	2.7%
611 - Dispatched & cancelled en route	6	16.22%
743 - Smoke detector activation, no fire - unintentional	1	2.7%
<b>TOTAL INCIDENTS:</b>	<b>37</b>	<b>100%</b>

Only REVIEWED and/or LOCKED IMPORTED incidents are included. Summary results for a major incident type are not displayed if the count is zero.



# Cassie VFD/ Burnet ESD 2

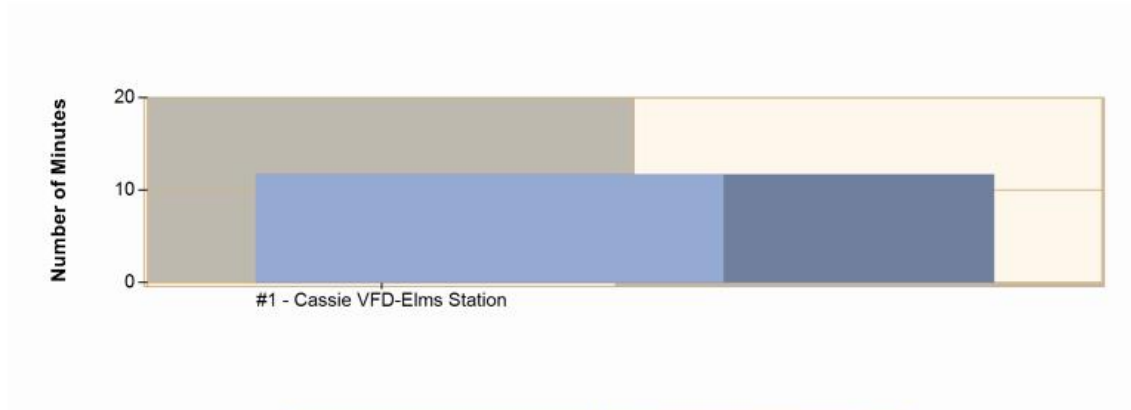
Burnet, TX

This report was generated on 4/13/2023 9:18:56 AM



## Average Response Time per Station for Date Range

Start Date: 03/01/2023 | End Date: 03/31/2023



STATION	AVERAGE RESPONSE MM:SS (Dispatch to Arrived)
#1 - Cassie VFD-Elms Station	11:42

## Average Response Time per Station for Date Range

Start Date: 01/01/2023 | End Date: 03/31/2023

STATION	AVERAGE RESPONSE MM:SS (Dispatch to Arrived)
#1 - Cassie VFD-Elms Station	9:05

AVERAGE RESPONSE TIME calculated from the average time difference between DISPATCH and ARRIVED times on Basic Info 4. Only REVIEWED incidents included.

# Cassie VFD/ Burnet ESD 2

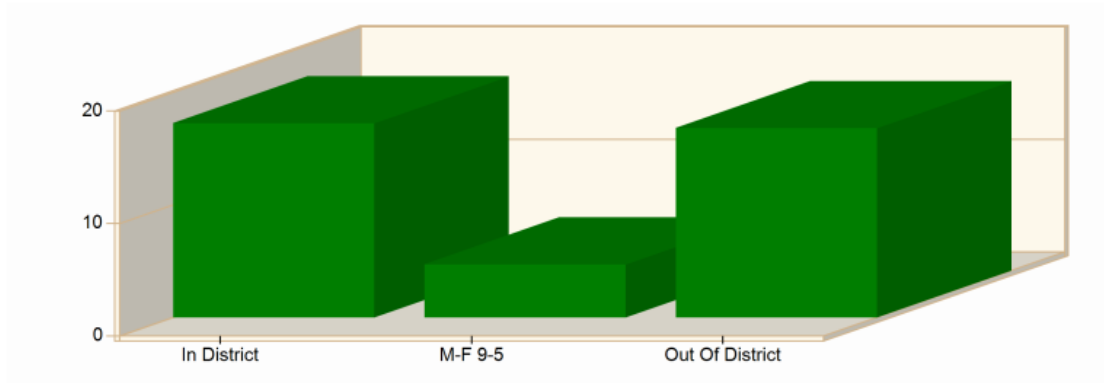
Burnet, TX

This report was generated on 4/13/2023 9:19:29 AM



## Incident Average Response Time per Shift for Date Range

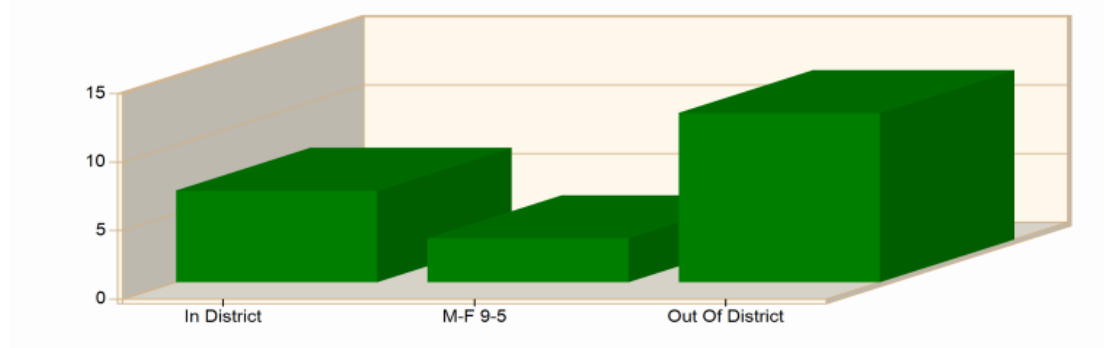
Start Date: 03/01/2023 | End Date: 03/31/2023



SHIFT	AVERAGE RESPONSE TIME (min) (Dispatch to Arrived)	CALLS
In District	17:16	2
M-F 9-5	4:43	6
Out Of District	16:50	4
<b>Total Number of Calls:</b>		<b>12</b>

## Incident Average Response Time per Shift for Date Range

Start Date: 01/01/2023 | End Date: 03/31/2023



SHIFT	AVERAGE RESPONSE TIME (min) (Dispatch to Arrived)	CALLS
In District	6:40	12
M-F 9-5	3:12	11
Out Of District	12:20	12
<b>Total Number of Calls:</b>		<b>35</b>

Incident Average Response Time calculated from Dispatch to first arriving unit apparatus Arrived time. Only Reviewed incidents are included. Incidents that are Cancelled with no apparatus actually arriving are not part of the incident count.





# Cassie VFD/ Burnet ESD 2

Burnet, TX

This report was generated on 4/13/2023 9:20:46 AM



## Incidents per Zone for Date Range

Start Date: 03/01/2023 | End Date: 03/31/2023

INCIDENT NUMBER	INCIDENT TYPE	DATE	LOCATION	APPARATUS
<b>ZONE: 01 - Cassie</b>				
2023-2300028	321 - EMS call, excluding vehicle accident with injury	03/15/2023	2800 FM 690	4490,B-50,C-60
2023-2300033	321 - EMS call, excluding vehicle accident with injury	03/23/2023	122 LASSO LOOP	B-51,C-60
2023-2300035	311 - Medical assist, assist EMS crew	03/29/2023	105 Cr 146	C-60
2023-2300037	321 - EMS call, excluding vehicle accident with injury	03/31/2023	718 SOUTH CHAPARRAL	4490,C-60
Total # Incidents for 01:				4
<b>ZONE: 11 - Kelly Emeralds</b>				
2023-2300034	743 - Smoke detector activation, no fire - unintentional	03/27/2023	101 KELLY DR	E-20,E-21,T-40
Total # Incidents for 11:				1
<b>ZONE: 12 - Park Road 4</b>				
2023-2300029	322 - Motor vehicle accident with injuries	03/16/2023	1300 Park Rd 4	B-50
Total # Incidents for 12:				1
<b>ZONE: 16 - West State Highway 29</b>				
2023-2300027	322 - Motor vehicle accident with injuries	03/09/2023	7320 W Sh 29	B-50,B-51,C-60
Total # Incidents for 16:				1
<b>ZONE: 22 - Inks Lake</b>				
2023-2300032	365 - Watercraft rescue	03/23/2023	3514 Park Rd 4	C-60,RB-30
Total # Incidents for 22:				1
<b>ZONE: 28 - OOD- Burnet VFD</b>				
2023-2300026	321 - EMS call, excluding vehicle accident with injury	03/04/2023	6161 W Sh 29	C-60
2023-2300031	142 - Brush or brush-and-grass mixture fire	03/22/2023	3200 S US 281	B-50,B-51,T-40
Total # Incidents for 28:				2
<b>ZONE: 30 - OOD- Hoover Valley VFD</b>				
2023-2300030	311 - Medical assist, assist EMS crew	03/21/2023	201 CR 134	C-60
2023-2300036	311 - Medical assist, assist EMS crew	03/31/2023	219 CR 118A	C-60
Total # Incidents for 30:				2
<b>TOTAL # INCIDENTS:</b>				<b>12</b>

Only REVIEWED incidents included. Archived Zones cannot be unarchived.

 **EMERGENCY REPORTING**  
 emergencyreporting.com  
 Doc Id: 380  
 Page # 1 of 1

Minutes  
 BCESD #2  
 April 20, 2023  
 Page 23 of 38

# Cassie VFD/ Burnet ESD 2

Burnet, TX

This report was generated on 4/13/2023 9:21:02 AM



## Incidents per Zone for Date Range

Start Date: 01/01/2023 | End Date: 03/31/2023

INCIDENT NUMBER	INCIDENT TYPE	DATE	LOCATION	APPARATUS
<b>ZONE: 27 - OOD-ELBVFD</b>				
2023-2300002	611 - Dispatched & cancelled en route	01/12/2023	10000 FM 2341	C-60
2023-2300007	551 - Assist police or other governmental agency	01/20/2023	200 Loma Vista	C-60
Total # Incidents for 27:				2
<b>ZONE: 28 - OOD- Burnet VFD</b>				
2023-2300017	611 - Dispatched & cancelled en route	02/06/2023	3175 CR 101	B-51,T-40
2023-2300026	321 - EMS call, excluding vehicle accident with injury	03/04/2023	6161 W Sh 29	C-60
2023-2300031	142 - Brush or brush-and-grass mixture fire	03/22/2023	3200 S US 281	B-50,B-51,T-40
Total # Incidents for 28:				3
<b>ZONE: 29 - OOD- CI Burnet FD</b>				
2023-2300013	611 - Dispatched & cancelled en route	01/31/2023	700 POSSUM TROT	T-40
Total # Incidents for 29:				1
<b>ZONE: 30 - OOD- Hoover Valley VFD</b>				
2023-2300006	611 - Dispatched & cancelled en route	01/19/2023	104 BLACK OAK LN	C-60
2023-2300022	311 - Medical assist, assist EMS crew	02/20/2023	6211 Park Rd 4	B-50,C-60
2023-2300023	324 - Motor vehicle accident with no injuries.	02/22/2023	6409 CR 116	C-60
2023-2300030	311 - Medical assist, assist EMS crew	03/21/2023	201 CR 134	C-60
2023-2300036	311 - Medical assist, assist EMS crew	03/31/2023	219 CR 118A	C-60
Total # Incidents for 30:				5
<b>ZONE: 36 - OOD- Spicewood VFD</b>				
2023-2300001	611 - Dispatched & cancelled en route	01/04/2023	4323 E SH 71	B-51,T-40
2023-2300024	143 - Grass fire	02/23/2023	200 cedar mountain DR	B-50,T-40
Total # Incidents for 36:				2
<b>TOTAL # INCIDENTS:</b>				<b>13</b>

Only REVIEWED incidents included. Archived Zones cannot be unarchived.

 **EMERGENCY REPORTING**  
emergencyreporting.com  
Doc Id: 380  
Page # 1 of 3

Minutes  
BCESD #2  
April 20, 2023  
Page 24 of 38



6:22 PM  
04/13/23  
Cash Basis

**Cassie Volunteer Fire Department**  
**Balance Sheet**  
As of March 31, 2023

	Mar 31, 23
<b>ASSETS</b>	
<b>Current Assets</b>	
Checking/Savings	
1010 · CASSIE VFD-ESD2	25,422.72
<b>Total Checking/Savings</b>	25,422.72
<b>Total Current Assets</b>	25,422.72
<b>Fixed Assets</b>	
1410 · Land	13,820.69
1420 · Furniture & Fixtures	10,438.09
1430 · Vehicles & Equipment	1,189,560.79
1440 · EMS Equipment	5,037.56
1450 · Communication Equipment	103,956.55
1460 · Buildings	123,895.61
1510 · Accumulated Depreciation	-1,058,463.72
<b>Total Fixed Assets</b>	388,245.57
<b>Other Assets</b>	
1090 · Transfers (In/Out)	70,000.00
<b>Total Other Assets</b>	70,000.00
<b>TOTAL ASSETS</b>	<b>483,668.29</b>
<b>LIABILITIES &amp; EQUITY</b>	
<b>Liabilities</b>	
<b>Current Liabilities</b>	
Other Current Liabilities	
2010 · Employer & Emp. Payroll Tax	1,820.77
<b>Total Other Current Liabilities</b>	1,820.77
<b>Total Current Liabilities</b>	1,820.77
<b>Total Liabilities</b>	1,820.77
<b>Equity</b>	
3010 · Unrestricted Net Assets-Ret.Ern	469,600.34
Net Income	12,247.18
<b>Total Equity</b>	481,847.52
<b>TOTAL LIABILITIES &amp; EQUITY</b>	<b>483,668.29</b>

**Cassie Volunteer Fire Department  
 Profit & Loss Budget vs. Actual  
 October 2022 through March 2023**

	Oct '22 - Mar 23	Budget	\$ Over Budget
<b>Income</b>			
4000 · Income			
4005 · ESD payments	112,750.50	225,501.00	-112,750.50
4040 · FD Reimbursement	1,650.00		
4070 · ESD Reimbursement	2,815.00		
<b>Total 4000 · Income</b>	<b>117,215.50</b>	<b>225,501.00</b>	<b>-108,285.50</b>
<b>Total Income</b>	<b>117,215.50</b>	<b>225,501.00</b>	<b>-108,285.50</b>
<b>Expense</b>			
5000 · ADMINISTRATIVE			
5005 · Accounting	925.00	1,500.00	-575.00
5010 · Legal Services	0.00	100.00	-100.00
5015 · Meetings	0.00	300.00	-300.00
5020 · Office Equipment/Maint.	0.00	258.00	-258.00
5025 · Office Supplies	112.74	1,000.00	-887.26
5030 · Printer Supplies	0.00	300.00	-300.00
5035 · Shipping/Postage/PO Box Rental	60.00	150.00	-90.00
5040 · Subscrptn/Dues/Membrshp/RecMgmt	3,192.17	5,000.00	-1,807.83
5042 · Record Mgmt Systems-ER,PC,CAD	2,645.57	5,500.00	-2,854.43
5045 · Travel Allowance	0.00	100.00	-100.00
5050 · Uniforms (Caps and Shirts)	13.99	2,000.00	-1,986.01
5055 · Printing Services	0.00	100.00	-100.00
5060 · Banking/SftyDepBox/Chks/BkgdCks	20.00	100.00	-80.00
5065 · Finance Chgs/Late Fees/Sales Tx	40.00	0.00	40.00
5070 · Replen Petty Cash/Toll Charges	0.00	350.00	-350.00
5076 · RECRUITMENT & RETENTION	4,165.92	10,200.00	-6,034.08
5078 · Items to be reimbursed by ESD	1,650.00		
<b>Total 5000 · ADMINISTRATIVE</b>	<b>12,825.39</b>	<b>26,958.00</b>	<b>-14,132.61</b>
5200 · PAID POSITION			
5205 · Base Salary	32,307.66	60,000.00	-27,692.34
5215 · CVFD SS & Medicare Tax Match	2,471.56	4,590.00	-2,118.44
<b>Total 5200 · PAID POSITION</b>	<b>34,779.22</b>	<b>64,590.00</b>	<b>-29,810.78</b>
5300 · BUILDING AND GROUNDS			
5305 · Botanical Supplies	0.00	50.00	-50.00
5310 · Janitorial Supplies	10.48	200.00	-189.52
5320 · Repairs and Maintenance	837.54	1,500.00	-662.46
5325 · Furn&YardEquip Repl/Rep/New	2,031.64	1,000.00	1,031.64
5330 · Electrical Service	1,483.20	4,200.00	-2,716.80
5335 · Telephone Service	2,273.09	6,600.00	-4,326.91
<b>Total 5300 · BUILDING AND GROUNDS</b>	<b>6,635.95</b>	<b>13,550.00</b>	<b>-6,914.05</b>
5600 · COMMUNICATIONS			
5605 · Batteries, Clips, Acc.	1,559.30	500.00	1,059.30
5615 · Non-Warranty Repair	0.00	300.00	-300.00
5620 · Digital Radio and Pagers	0.00	500.00	-500.00
<b>Total 5600 · COMMUNICATIONS</b>	<b>1,559.30</b>	<b>1,300.00</b>	<b>259.30</b>
6600 · INSURANCE			
6605 · Building and Property	1,928.00	5,040.00	-3,112.00
6610 · Vehicle	4,256.00	10,752.00	-6,496.00
6615 · Personnel Coverage	13,972.42	14,000.00	-27.58
<b>Total 6600 · INSURANCE</b>	<b>20,156.42</b>	<b>29,792.00</b>	<b>-9,635.58</b>
7000 · OPERATIONS			
7007 · CAD-Computer Aided Dispatch	0.00	5,500.00	-5,500.00
7010 · Fuel-Vehicle and Equipment	65.17	250.00	-184.83
7012 · Fuelman-Vehicles & Equipment	3,149.07	16,000.00	-12,850.93
7015 · Equipment Maint/Repr-Vendor	0.00	500.00	-500.00
7020 · Fire Extinguisher Test/Repr	145.00	300.00	-155.00
7025 · Fire Suppressant Supplies	0.00	5,000.00	-5,000.00
7030 · First Responder Supplies	892.17	4,500.00	-3,607.83
7035 · Ladder, Pump & Hose Testing	1,075.00	4,000.00	-2,925.00

6:56 PM  
 04/13/23  
 Cash Basis

**Cassie Volunteer Fire Department  
 Profit & Loss Budget vs. Actual  
 October 2022 through March 2023**

	Oct '22 - Mar 23	Budget	\$ Over Budget
7040 · Minor Tools	134.98	150.00	-15.02
7045 · Veh/Epmt Lights-Decals-Safety	0.00	100.00	-100.00
7050 · Personal Protect Equip-PPE	2,831.38	4,000.00	-1,168.62
7055 · PPE Testing/Cleaning/Repair	0.00	500.00	-500.00
7057 · Operations - Radio Service Fee	5,296.44	5,300.00	-3.56
7060 · Rehabilitation Supplies	99.21	500.00	-400.79
7065 · Rescue Equipment Maint/Repr	0.00	250.00	-250.00
7070 · SCBA Testing/Hydro/FaceMsk/Pack	0.00	2,500.00	-2,500.00
7072 · SCBA MAINTENANCE & REPAIR	0.00	500.00	-500.00
7075 · State Veh Safety Inspec&Regist	15.00	150.00	-135.00
7080 · Vehicle Maintenance/Repair	241.15	2,000.00	-1,758.85
7085 · Vehicle Maint/Repr(Vendor)	1,634.61	16,000.00	-14,365.39
7090 · Equipmt Replmt(Fire Fightg)	0.00	1,750.00	-1,750.00
7095 · Fire Fighting Equipmt - NEW	10,054.46	2,500.00	7,554.46
7096 · FIRE FIGHTING EQUIPMENT-MAINTEN	459.73	1,007.00	-547.27
7100 · Rescue Equipment - NEW	962.09	1,000.00	-37.91
7105 · Rescue Equipment - REPLMNT	0.00	200.00	-200.00
<b>Total 7000 · OPERATIONS</b>	<b>27,055.46</b>	<b>74,457.00</b>	<b>-47,401.54</b>
<b>8000 · TRAINING</b>			
8005 · AED, CPR, First Aid	0.00	454.00	-454.00
8020 · Training -VENDOR	1,400.95	7,000.00	-5,599.05
8022 · Training-Certification&Testing	118.10	1,000.00	-881.90
8025 · Per Diem Travel/Lodging	158.78	4,000.00	-3,841.22
8030 · Wildland	0.00	500.00	-500.00
8035 · Educational Supplies	0.00	600.00	-600.00
<b>Total 8000 · TRAINING</b>	<b>1,677.83</b>	<b>13,554.00</b>	<b>-11,876.17</b>
<b>9000 · PUBLIC RELATIONS</b>			
9005 · Educational Supplies	0.00	100.00	-100.00
9010 · Public Eductn/Relatn/Apprtn	0.00	500.00	-500.00
9015 · Shipping and Postage	0.00	100.00	-100.00
9020 · Printing	0.00	100.00	-100.00
9025 · Recognition/Thank You	278.75	500.00	-221.25
<b>Total 9000 · PUBLIC RELATIONS</b>	<b>278.75</b>	<b>1,300.00</b>	<b>-1,021.25</b>
<b>Total Expense</b>	<b>104,968.32</b>	<b>225,501.00</b>	<b>-120,532.68</b>
<b>Net Income</b>	<b>12,247.18</b>	<b>0.00</b>	<b>12,247.18</b>

6:30 PM  
 04/13/23  
 Cash Basis

**Cassie Volunteer Fire Department**  
**Profit & Loss by Class**  
 October 2022 through March 2023

	ESD	FD	FDE	TOTAL
<b>Income</b>				
4000 · Income				
4005 · ESD payments	79,930.50	0.00	32,820.00	112,750.50
4040 · FD Reimbursement	1,650.00	0.00	0.00	1,650.00
4070 · ESD Reimbursement	2,815.00	0.00	0.00	2,815.00
<b>Total 4000 · Income</b>	<b>84,395.50</b>	<b>0.00</b>	<b>32,820.00</b>	<b>117,215.50</b>
<b>Total Income</b>	<b>84,395.50</b>	<b>0.00</b>	<b>32,820.00</b>	<b>117,215.50</b>
<b>Expense</b>				
5000 · ADMINISTRATIVE				
5005 · Accounting	675.00	0.00	250.00	925.00
5025 · Office Supplies	112.74	0.00	0.00	112.74
5035 · Shipping/Postage/PO Box Rental	60.00	0.00	0.00	60.00
5040 · Subscrptn/Dues/Membrshp/RecMgmt	3,192.17	0.00	0.00	3,192.17
5042 · Record Mgmt Systems-ER,PC,CAD	2,645.57	0.00	0.00	2,645.57
5050 · Uniforms (Caps and Shirts)	13.99	0.00	0.00	13.99
5060 · Banking/SftyDepBox/Chks/BkgdCks	20.00	0.00	0.00	20.00
5065 · Finance Chgs/Late Fees/Sales Tx	40.00	0.00	0.00	40.00
5076 · RECRUITMENT & RETENTION	4,165.92	0.00	0.00	4,165.92
5078 · Items to be reimbursed by ESD	1,650.00	0.00	0.00	1,650.00
<b>Total 5000 · ADMINISTRATIVE</b>	<b>12,575.39</b>	<b>0.00</b>	<b>250.00</b>	<b>12,825.39</b>
5200 · PAID POSITION				
5205 · Base Salary	0.00	0.00	32,307.66	32,307.66
5215 · CVFD SS & Medicare Tax Match	0.00	0.00	2,471.56	2,471.56
<b>Total 5200 · PAID POSITION</b>	<b>0.00</b>	<b>0.00</b>	<b>34,779.22</b>	<b>34,779.22</b>
5300 · BUILDING AND GROUNDS				
5310 · Janitorial Supplies	10.48	0.00	0.00	10.48
5320 · Repairs and Maintenance	837.54	0.00	0.00	837.54
5325 · Furrn&YardEquip Repl/Rep/New	866.71	1,164.93	0.00	2,031.64
5330 · Electrical Service	1,483.20	0.00	0.00	1,483.20
5335 · Telephone Service	2,273.09	0.00	0.00	2,273.09
<b>Total 5300 · BUILDING AND GROUNDS</b>	<b>5,471.02</b>	<b>1,164.93</b>	<b>0.00</b>	<b>6,635.95</b>
5600 · COMMUNICATIONS				
5605 · Batteries, Clips, Acc.	1,559.30	0.00	0.00	1,559.30
<b>Total 5600 · COMMUNICATIONS</b>	<b>1,559.30</b>	<b>0.00</b>	<b>0.00</b>	<b>1,559.30</b>
6600 · INSURANCE				
6605 · Building and Property	1,928.00	0.00	0.00	1,928.00
6610 · Vehicle	4,256.00	0.00	0.00	4,256.00
6615 · Personnel Coverage	13,972.42	0.00	0.00	13,972.42
<b>Total 6600 · INSURANCE</b>	<b>20,156.42</b>	<b>0.00</b>	<b>0.00</b>	<b>20,156.42</b>
7000 · OPERATIONS				
7010 · Fuel-Vehicle and Equipment	65.17	0.00	0.00	65.17
7012 · Fuelman-Vehicles & Equipment	3,149.07	0.00	0.00	3,149.07
7020 · Fire Extinguisher Test/Repr	145.00	0.00	0.00	145.00
7030 · First Responder Supplies	892.17	0.00	0.00	892.17
7035 · Ladder, Pump & Hose Testing	1,075.00	0.00	0.00	1,075.00
7040 · Minor Tools	134.98	0.00	0.00	134.98
7050 · Personal Protect Equip-PPE	2,831.38	0.00	0.00	2,831.38
7057 · Operations - Radio Service Fee	5,296.44	0.00	0.00	5,296.44
7060 · Rehabilitation Supplies	73.67	25.54	0.00	99.21
7075 · State Veh Safety Inspec&Regist	15.00	0.00	0.00	15.00
7080 · Vehicle Maintenance/Repair	241.15	0.00	0.00	241.15
7085 · Vehicle Maint/Repr(Vendor)	1,634.61	0.00	0.00	1,634.61
7095 · Fire Fighting Equipmt - NEW	10,054.46	0.00	0.00	10,054.46
7096 · FIRE FIGHTING EQUIPMENT-MAINTEN	459.73	0.00	0.00	459.73
7100 · Rescue Equipment - NEW	962.09	0.00	0.00	962.09
<b>Total 7000 · OPERATIONS</b>	<b>27,029.92</b>	<b>25.54</b>	<b>0.00</b>	<b>27,055.46</b>

6:30 PM  
04/13/23  
Cash Basis

**Cassie Volunteer Fire Department**  
**Profit & Loss by Class**  
October 2022 through March 2023

	<u>ESD</u>	<u>FD</u>	<u>FDE</u>	<u>TOTAL</u>
<b>8000 · TRAINING</b>				
8020 · Training -VENDOR	1,400.95	0.00	0.00	1,400.95
8022 · Training-Certification&Testing	118.10	0.00	0.00	118.10
8025 · Per Diem Travel/Lodging	158.78	0.00	0.00	158.78
<b>Total 8000 · TRAINING</b>	<u>1,677.83</u>	<u>0.00</u>	<u>0.00</u>	<u>1,677.83</u>
<b>9000 · PUBLIC RELATIONS</b>				
9025 · Recognition/Thank You	278.75	0.00	0.00	278.75
<b>Total 9000 · PUBLIC RELATIONS</b>	<u>278.75</u>	<u>0.00</u>	<u>0.00</u>	<u>278.75</u>
<b>Total Expense</b>	<u>68,748.63</u>	<u>1,190.47</u>	<u>35,029.22</u>	<u>104,968.32</u>
<b>Net Income</b>	<u>15,646.87</u>	<u>-1,190.47</u>	<u>-2,209.22</u>	<u>12,247.18</u>

6:27 PM  
 04/13/23  
 Cash Basis

**Cassie Volunteer Fire Department  
 Profit & Loss Detail  
 March 2023**

Date	Name	Memo	Class	Paid Amount
<b>Income</b>				
<b>4000 · Income</b>				
<b>4070 · ESD Reimbursement</b>				
03/01/2023	VFIS of Texas	Reimbursement for Insurance deductible when AC outside unit...	ESD	2,500.00
Total 4070 · ESD Reimbursement				2,500.00
Total 4000 · Income				2,500.00
Total Income				2,500.00
<b>Expense</b>				
<b>5000 · ADMINISTRATIVE</b>				
<b>5025 · Office Supplies</b>				
03/10/2023	Chase Card Services	Apple-icloud storage for reports and documents-no receipt	ESD	0.99
Total 5025 · Office Supplies				0.99
<b>5040 · Subscrptn/Dues/Membrshp/RecMgmt</b>				
03/10/2023	Chase Card Services	YMCA-March membership for Lee-couple senior	ESD	40.00
03/10/2023	Chase Card Services	YMCA-March membership for Herwig-couple senior	ESD	40.00
03/10/2023	Chase Card Services	YMCA-March membership for Sanchez-couple	ESD	61.00
03/10/2023	Chase Card Services	YMCA-March membership for Kelley-Family	ESD	65.00
03/10/2023	Chase Card Services	YMCA-March membership for Curtis-Family	ESD	72.00
Total 5040 · Subscrptn/Dues/Membrshp/RecMgmt				278.00
Total 5000 · ADMINISTRATIVE				278.99
<b>5200 · PAID POSITION</b>				
<b>5205 · Base Salary</b>				
03/07/2023	Derrick R Curtis	Salary-Payroll for period ending 3-10-2023	FDE	2,307.69
03/21/2023	Derrick R Curtis	Salary--Payroll for period ending 3-24-2023	FDE	2,307.69
03/24/2023	Derrick R Curtis	Salary-Payroll for period ending 4-7-2023-wrote check early du...	FDE	2,307.69
Total 5205 · Base Salary				6,923.07
<b>5215 · CVFD SS &amp; Medicare Tax Match</b>				
03/07/2023	Derrick R Curtis	Payroll for period ending 3-10-2023	FDE	176.54
03/21/2023	Derrick R Curtis	Payroll for period ending 3-24-2023	FDE	176.54
03/24/2023	Derrick R Curtis	Payroll for period ending 4-7-2023-wrote check early due to La...	FDE	176.54
Total 5215 · CVFD SS & Medicare Tax Match				529.62
Total 5200 · PAID POSITION				7,452.69
<b>5300 · BUILDING AND GROUNDS</b>				
<b>5320 · Repairs and Maintenance</b>				
03/23/2023	Home Smart Experts L...	Invoice 23149-security monitoring for period 4-1-2023--4-1-202...	ESD	448.88
03/28/2023	Circle S Pest Control	SR#79031-quarterly pest control treatment	ESD	82.50
Total 5320 · Repairs and Maintenance				531.38
<b>5325 · Furn&amp;YardEquip Repl/Rep/New</b>				
03/10/2023	Chase Card Services	Tri-Point-labor and parts to fix the ice machine(does not qualify...	ESD	700.90
03/10/2023	Chase Card Services	Amzn-1-pack D cell batteries and 2-portable power pumps to d...	ESD	57.26
Total 5325 · Furn&YardEquip Repl/Rep/New				758.16
<b>5330 · Electrical Service</b>				
03/15/2023	PEC	Acct#3000098825-monthly stmt for period 1-21-2023--2-20-2023	ESD	329.39
Total 5330 · Electrical Service				329.39
<b>5335 · Telephone Service</b>				
03/10/2023	Chase Card Services	VZwriss--cell service for ipads in all vehicles and base phone f...	ESD	227.94
03/10/2023	Chase Card Services	281--internet service for the station for period 2-10-2023--3-9-2...	ESD	167.00
Total 5335 · Telephone Service				394.94
Total 5300 · BUILDING AND GROUNDS				2,013.87
<b>6600 · INSURANCE</b>				
<b>6615 · Personnel Coverage</b>				

6:27 PM  
 04/13/23  
 Cash Basis

**Cassie Volunteer Fire Department  
 Profit & Loss Detail  
 March 2023**

Date	Name	Memo	Class	Paid Amount
03/10/2023	AirMed Care Network	Inv#7434-202328-1 year household membership fire dept and ...	ESD	1,045.42
Total 6615 · Personnel Coverage				1,045.42
Total 6600 · INSURANCE				1,045.42
<b>7000 · OPERATIONS</b>				
<b>7010 · Fuel-Vehicle and Equipment</b>				
03/24/2023	Chuck Schoenfeld	Reimbursement of accidental use of periosonal credit card to fi...	ESD	65.17
Total 7010 · Fuel-Vehicle and Equipment				65.17
<b>7012 · Fuelman-Vehicles &amp; Equipment</b>				
03/07/2023	Fuelman	2-7-23-4460 regular and calls	ESD	51.55
03/07/2023	Fuelman	2-19-23-4460 regular and calls	ESD	50.02
03/07/2023	Fuelman	2-26-23-4460 regular and calls and NICA	ESD	47.90
03/07/2023	Fuelman	2-21-23-4420 regular and training	ESD	39.55
03/07/2023	Fuelman	2-24-23-4420 regular and training	ESD	24.77
03/07/2023	Fuelman	2-7-23-4421 regular and training	ESD	46.88
03/07/2023	Fuelman	2-7-23-4440 regular and MA Burnet VFD 3125 CR 101	ESD	41.50
03/07/2023	Fuelman	2-23-23-4440 Spicewood Fire MA #23-00024	ESD	49.58
03/07/2023	Fuelman	2-23-23-4450 Spicewood Fire MA	ESD	85.09
03/07/2023	Fuelman	2-28-23-4451 regular and calls	ESD	62.88
Total 7012 · Fuelman-Vehicles & Equipment				499.72
<b>7030 · First Responder Supplies</b>				
03/10/2023	Chase Card Services	HEB--1-glucose test meter and 1-pk of 30 test strips	ESD	26.98
Total 7030 · First Responder Supplies				26.98
<b>7040 · Minor Tools</b>				
03/10/2023	Chase Card Services	Ace-special crimper tool needed to install headsets in Brush 5...	ESD	44.99
Total 7040 · Minor Tools				44.99
<b>7060 · Rehabilitation Supplies</b>				
03/10/2023	Chase Card Services	Best Stop-Rehap for Curtis & Rivera while providing Fire & EM...	ESD	7.98
03/10/2023	Chase Card Services	Hacienda-Rehap for Curtis & Rivera while providing Fire & EM...	ESD	14.44
03/10/2023	Chase Card Services	Best Stop-Rehap for Curtis while providing Fire & EMS covera...	ESD	5.17
03/10/2023	Chase Card Services	Guide's--Rehap for Curtis, Rivera and Barclay while providing ...	ESD	25.52
Total 7060 · Rehabilitation Supplies				53.11
<b>7075 · State Veh Safety Inspec&amp;Regist</b>				
03/30/2023	Burnet County Tax Ass...	Registration for Command 60 (4460) and Brush 50 (4450)	ESD	15.00
Total 7075 · State Veh Safety Inspec&Regist				15.00
<b>7080 · Vehicle Maintenance/Repair</b>				
03/10/2023	Chase Card Services	Mopar--1-transmission fluid level indicator for Brush 50-4450 t...	ESD	55.28
Total 7080 · Vehicle Maintenance/Repair				55.28
<b>7095 · Fire Fighting Equipmt - NEW</b>				
03/07/2023	Wapco Distribution LLC	Inv#2023013-for 3 headsets, base station, radio interface, cale...	ESD	4,724.37
03/10/2023	Chase Card Services	FirePenny-1 set of tutle plastics Auto X Tool Ket B-Cribbing for...	ESD	2,453.44
Total 7095 · Fire Fighting Equipmt - NEW				7,177.81
Total 7000 · OPERATIONS				7,938.06
<b>9000 · PUBLIC RELATIONS</b>				
<b>9025 · Recognition/Thank You</b>				
03/24/2023	Hill Country Awards & ...	Inv#1917-1-Hill Country 100 plaque w/names, names added to...	ESD	278.75
Total 9025 · Recognition/Thank You				278.75
Total 9000 · PUBLIC RELATIONS				278.75
Total Expense				19,007.78
<b>Net Income</b>				<b>-16,507.78</b>

6:45 PM  
04/13/23  
Cash Basis

**Cassie Volunteer Fire Dept. & EMS**  
**Balance Sheet**  
As of March 31, 2023

---

	Mar 31, 23
<b>ASSETS</b>	
<b>Current Assets</b>	
Checking/Savings	
1010 · FSB of Burnet - 68007	94,328.12
<b>Total Checking/Savings</b>	94,328.12
<b>Total Current Assets</b>	94,328.12
<b>Other Assets</b>	
1090 · Transfers (In/Out)	-70,000.00
<b>Total Other Assets</b>	-70,000.00
<b>TOTAL ASSETS</b>	<b>24,328.12</b>
<b>LIABILITIES &amp; EQUITY</b>	
<b>Equity</b>	
3010 · Unrestricted Net Assets	24,801.12
Net Income	-473.00
<b>Total Equity</b>	24,328.12
<b>TOTAL LIABILITIES &amp; EQUITY</b>	<b>24,328.12</b>



6:50 PM  
04/13/23  
Cash Basis

**Cassie Volunteer Fire Dept. & EMS**  
**Profit & Loss Detail**  
March 2023

---

<u>Date</u>	<u>Name</u>	<u>Memo</u>	<u>Class</u>	<u>Paid Amount</u>
Income				
<b>Expense</b>				
<b>7000 · OPERATIONS</b>				
<b>7095 · Fire Fighting Equipment - New</b>				
03/21/2023	Gases 101 LLC	Quote#3903-3 gas monitores/detectors-part of Fire and R...	FD	1,825.00
03/28/2023	Texas Fire Resources	Inv#99119-2 couplings and 2 hoses	FD	3,378.00
Total 7095 · Fire Fighting Equipment - New				5,203.00
Total 7000 · OPERATIONS				5,203.00
Total Expense				5,203.00
<b>Net Income</b>				<b>-5,203.00</b>

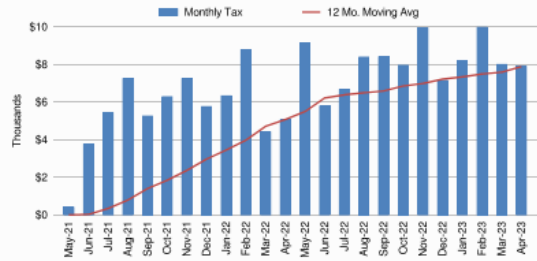
HdL Companies  
**SALES TAX SNAPSHOT**  
 Burnet Co ESD 2

Apr-23

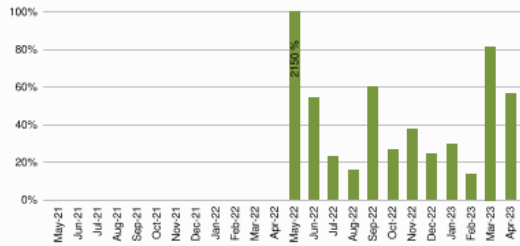
Sales Tax Net Payments

FY Mo.	FY2022	FY2023	YoY % Change
Oct	\$ 6,284	\$ 7,965	26.8%
Nov	\$ 7,245	\$ 9,955	37.4%
Dec	\$ 5,758	\$ 7,155	24.3%
Jan	\$ 6,336	\$ 8,190	29.3%
Feb	\$ 8,784	\$ 9,980	13.6%
Mar	\$ 4,411	\$ 8,004	81.5%
Apr	\$ 5,059	\$ 7,909	56.3%
May	\$ 9,132		
Jun	\$ 5,793		
Jul	\$ 6,675		
Aug	\$ 8,397		
Sep	\$ 8,411		
FYTD	\$ 43,878	\$ 59,159	34.8%
FY Total	\$ 82,287		

Sales Tax Net Payments Trend



Sales Tax Net Payments Change - YoY



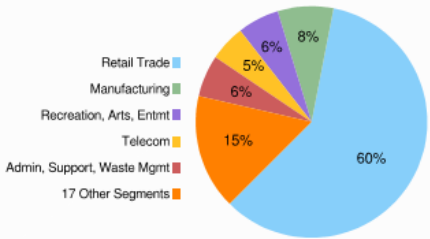
Top 10 Taxpayers

Rank	Company	FYTD Collections	% Total
1	AMAZON.COM SERVICES INC (MARKETPLACE)		
2	SMS BUCHANAN BUSINESS INC		
3	AMAZON.COM SERVICES LLC		
4	JIM EACHUS		
5	BUCHANAN SEPTIC TANKS INC.		
6	PEDERNALES ELECTRIC COOPERATIVE INC.		
7	REVEILLE PEAK RANCH SOLUTIONS LLC		
8	MARK W MARDIS		
9	UTOPIAFEST LLC		
10	REVEILLE PEAK RANCH L.L.C.		
Top 10 Companies		\$ 34,415	57.0%
933 Other Large Companies		\$ 15,496	25.7%
Small Companies/Other		\$ 9,779	16.2%
Single Local Tax Rate (SLT)		\$ 666	1.1%
Total		\$ 60,356	100.0%

Industry Segment Collections Trend - YoY % Chg

SEGMENT	Nov	Dec	Jan	Feb	Mar	Apr
Retail Trade	7.6%	6.3%	5.8%	-1.9%	3.0%	-100.0%
Manufacturing	441.2%	269.2%	109.2%	352.7%	244.8%	-100.0%
Recreation, Arts, Entmt	321.3%	220.4%	828.0%	93.8%	0%	-100.0%
Admin, Support, Waste Mgmt	17.4%	-20.2%	3.6%	-13.1%	372.1%	-100.0%
Telecom	-2.2%	33.7%	24.6%	1.1%	32.3%	-100.0%
All Others	25.3%	24.5%	-14.2%	44.1%	181.2%	-100.0%
Total Collections	37.6%	23.9%	29.4%	13.4%	84.3%	55.8%

Sales Tax Collections by Industry Segment

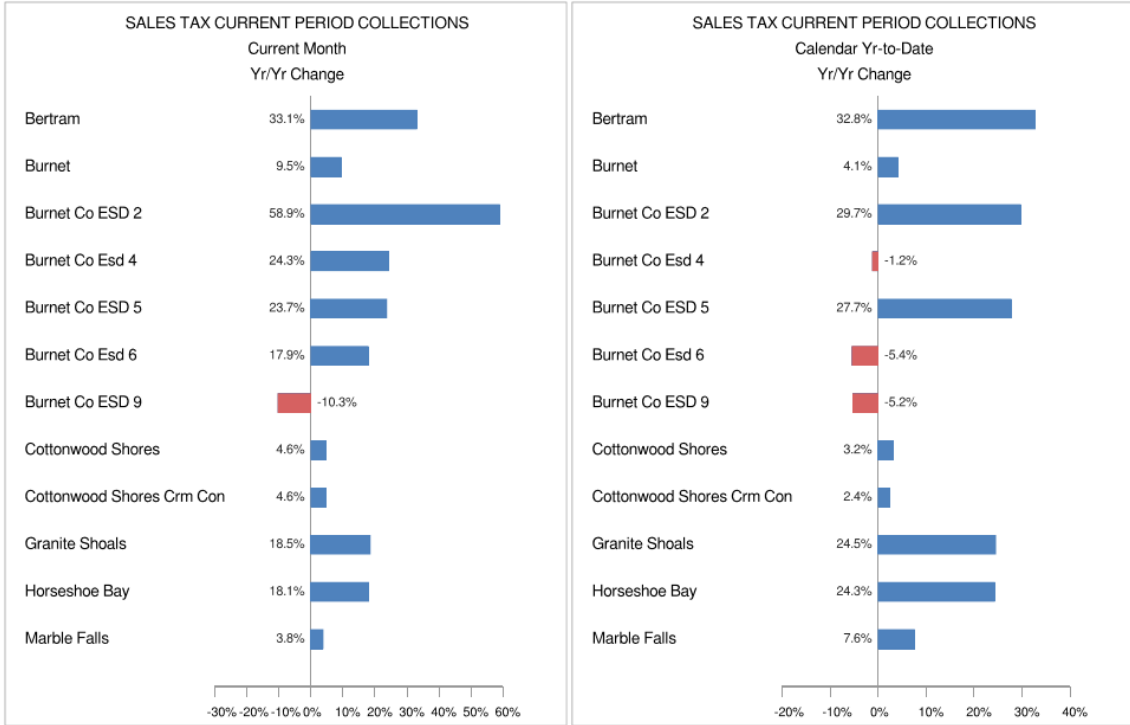


© 2023 All Rights Reserved

Data Source: Texas Comptroller of Public Accounts



SALES TAX TREND  
 BURNET COUNTY  
 Apr-23



Data: Texas Comptroller of Public Accounts

Copyright © 2023 All Rights Reserved All Rights Reserved

Hdl Companies

HdL Companies

**Burnet Co ESD 2  
SALES TAX PAYMENT DETAIL**

**Apr-23**

Fiscal Year: Oct-Sep

COLLECTIONS	Apr-22	Apr-23	Chg. \$ Chg. %	Prior FYTD	Current FYTD	Chg. \$ Chg. %
<b>Current Period</b>	<b>4,611</b>	<b>7,330</b>	<b>2,718</b> 58.9%	<b>43,350</b>	<b>56,270</b>	<b>12,920</b> 29.8%
Prior Period	475	292	(183) -38.6%	190	2,411	2,221 1169.8%
Future Period	0	349	349 0.0%	699	944	245 35.1%
Audit	33	13	(20) -61.1%	40	31	(9) -23.2%
Unidentified	3	5	2 44.9%	24	34	11 44.7%
Single Local Tax Rate	55	81	26 48.2%	469	666	197 42.0%
<b>TOTAL</b>	<b>5,178</b>	<b>8,069</b>	<b>2,892</b> 55.8%	<b>44,771</b>	<b>60,356</b>	<b>15,585</b> 34.8%
Service Fee	(104)	(161)	(58) 55.8%	(895)	(1,207)	(312) 34.8%
Current Retained	(101)	(158)	(57) 55.9%	(878)	(1,183)	(305) 34.8%
Prior Retained	86	159	73 84.3%	880	1,193	313 35.5%
<b>NET PAYMENT</b>	<b>5,059</b>	<b>7,909</b>	<b>2,850</b> 56.3%	<b>43,878</b>	<b>59,159</b>	<b>15,281</b> 34.8%

Data Source:  
Texas Comptroller of Public Accounts

© 2023 All Rights Reserved

**HdL** Companies



**Burnet Co ESD 2  
TOP 30 COMPANIES RANK and CHANGE SUMMARY  
Apr-23**

Fiscal Year: Oct-Sep

Rank*	Company	NAICS Key	Prior Fiscal YTD Sales Tax Collections	Current Fiscal YTD Sales Tax Collections	Change \$	Change %	Current Fiscal YTD % Total Collections
1	AMAZON.COM SERVICES INC (MARKETPLACE)	9					
2	SMS BUCHANAN BUSINESS INC	9					
3	AMAZON.COM SERVICES LLC	9					
4	JIM EACHUS	9					
5	BUCHANAN SEPTIC TANKS INC.	5					
6	PEDERNALES ELECTRIC COOPERATIVE INC.	3					
7	REVEILLE PEAK RANCH SOLUTIONS LLC	21					
8	MARK W MARDIS	18					
9	UTOPIAFEST LLC	21					
10	REVEILLE PEAK RANCH L.L.C.	1					
<b>TOP 10 LARGE** COMPANIES</b>			<b>27,027</b>	<b>34,415</b>	<b>7,388</b>	<b>27.3%</b>	<b>57.0%</b>
11	APPLE INC.	5					
12	NEW CINGULAR WIRELESS PCS LLC	12					
13	EBAY INC.	9					
14	WASTE MANAGEMENT OF TEXAS INC.	18					
15	MOW PARTNERS LLC	4					
16	DISH NETWORK L.L.C.	12					
17	J BAR ENTERPRISES LLC	15					
18	WAL-MART.COM USA LLC	9					
19	BFS GROUP LLC	9					
20	AQUA SPHERE INC.	8					
21	BESTBUY.COM LLC	9					
22	SIRIUS XM RADIO INC.	12					
23	JOHNSON ROOFING INC.	4					
24	SAFE STEP WALK IN TUB LLC	4					
25	TEXAS TRUCKING COMPANY INCORPORATED	10					
26	THE SHADE STORE LLC	9					
27	AQUATERRA GROUP LLC	18					
28	BEE CAVE DRILLING INC.	4					
29	RUNSIGNUP INC.	11					
30	WAL-MART.COM USA LLC (MARKETPLACE)	9					
<b>TOP 30 LARGE COMPANIES</b>			<b>35,930</b>	<b>42,909</b>	<b>6,980</b>	<b>19.4%</b>	<b>71.1%</b>
<b>TOP 100 LARGE COMPANIES</b>			<b>40,329</b>	<b>46,816</b>	<b>6,487</b>	<b>16.1%</b>	<b>77.6%</b>
<b>842 OTHER LARGE COMPANIES</b>			<b>2,848</b>	<b>3,095</b>	<b>248</b>	<b>8.7%</b>	<b>5.1%</b>
<b>SMALL COMPANIES &amp; OTHER</b>			<b>1,125</b>	<b>9,779</b>	<b>8,654</b>	<b>769.1%</b>	<b>16.2%</b>
<b>SINGLE LOCAL TAX RATE COLLECTIONS (SLT)</b>			<b>469</b>	<b>666</b>	<b>197</b>	<b>42.0%</b>	<b>1.1%</b>
<b>TOTAL COLLECTIONS</b>			<b>44,771</b>	<b>60,356</b>	<b>15,585</b>	<b>34.8%</b>	<b>100.0%</b>
<b>STATE COMPTROLLER FEES</b>			<b>893</b>	<b>1,197</b>	<b>304</b>	<b>34.1%</b>	<b>2.0%</b>
<b>NET PAYMENTS</b>			<b>43,878</b>	<b>59,159</b>	<b>15,281</b>	<b>34.8%</b>	<b>98.0%</b>

\* Ranked by Total of Last Fiscal Year + Current Fiscal YTD  
 \*\* Businesses whose detailed sales tax data is available