



BURNET COUNTY EMERGENCY SERVICES DISTRICT #2
P.O. BOX 249
BUCHANAN DAM, TEXAS 78609-0249

Minutes (Official) – April 28, 2022

1. (AI)¹ Call meeting to order

(AD)²At 10:00 a.m., April 28, 2022, the Regular Meeting of the Board of Emergency Service Commissioners of Burnet County Emergency Services District No. 2 was called to order by President Richard Bremer at the Cassie Community Center, 3920 RR 690, Burnet, Texas 76611. Notice of this meeting (Enclosure 1) had been previously posted at the Burnet County Courthouse and the Cassie VFD website (www.cassievfd.com), in compliance with the provisions of Chapter 551, Texas Government Code.

2. (AI) Establish a quorum

(AD) Board member in attendance were:

*Richard Bremer
Robbie Cheatham
John Call
Sharon Barclay*

Donna Kiley - absent

Commissioner Bremer confirmed a quorum was present

3. (AI) Pledge of Allegiance

(AD) The quorum having been established, the Pledge of Allegiance to the United States was rendered with appropriate honors

4. (AI) Invocation

(AD) The Invocation was offered by Commissioner Bremer

¹ AI – Agenda Item

² AD – Action and/or Discussion by BCESD-2Commissioners

5. (AI) Welcome guests

*(AD) Commissioner Bremer welcomed to the meeting:
Mrs. Laura Schneider, CVFD Treasurer*

6. (AI) Comments from the Board and Public not scheduled on the agenda may speak, however no action can be taken on these items and the Board will not debate the comments at this meeting. Comments regarding specific agenda items should occur when the item is called. There is a 2-minute speaking limit.

(AD) Commissioner Bremer called for comments from the Board or guests.

There was general discussion related to increased property tax appraisals and also increased general expenses, especially fuel. As budget time approaches, it was discussed to evaluate all of these changing factors

Commissioner Barclay reported providing an update on the ESD at the Buena Vista POA meeting that was held in March. There were no issues identified.

Commissioner Barclay reported attending the Texas State Library Records Management Information Seminar. She stated that most of the information was a review, but one recommendation was scanning and uploading historical documents to a secure "cloud" storage. Mrs. Schneider stated that there was a scanner available at the CVFD and that she would check for older e-documents for easier uploading.

7. (AI) Accept minutes from March 24, 2022 meeting

(AD) Commissioner Bremer called for corrections to the March 24, 2022 Meeting Minutes; with no additional changes the Minutes were accepted as presented.

8. (AI) ESD #2 Treasurer Report

(AD) Commissioner Kiley was absent. Commissioner Bremer stated that she would present the March and April reports at the May meeting as well as the amended February report.

9. (AI) Discussion and/or action regarding the disbursement of funds

(AD) Commissioner Bremer reported upcoming expenses: SAFE-D Annual Membership. SCBA's have been paid. Additionally, Commissioner Bremer has asked CVFD to investigate who initially funded the old SCBA's that were sold for correct reimbursement.

10. (AI) Report from the Cassie Volunteer Fire Department.

A. Report of VFD Chief Curtis

- 1. Number of calls.**
- 2. Training, etc.**
- 3. Other department activity or concerns.**

B. Cassie VFD Financial Report

C. Discussion and/or approval of Capital Expenditures for Cassie VFD, if applicable.

- A. *(AD) Mrs. Schneider reported for Chief Curtis as he was at an Emergency Incident. She reported on CVFD activity for the month of March. CVFD responded to 13 calls –6 EMS/7 Fire. Mutual Aid -9 given, 2 received. Average response time for In-District calls for March is 5.73, Out-of-District is 16.67. Average personnel per call for March was 6.2. There were 2 overlapping calls. (Enclosure 2)*

Mrs. Schneider reported that two Firefighters, Thomas Herwig and Dan Lee completed FF1 Structure training and were starting FF2. SCBA training has started and the equipment is in use. There were two Firefighters that resigned due to health issues.

Mrs. Schneider reported that the Tender was going to require repairs at an off-site facility, East Lake VFD will assist during this time period with Tender support. The anticipated cost for the pump repair is \$4752.50. Also, Engine 21 has a pump leak and the repair will be made on-site; estimated cost is \$2695.94.

Mrs. Schneider reported that there was a committee forming for evaluating the Five-Year Plan. It was asked that two Commissioners be appointed to this committee to work jointly in planning. Commissioner Bremer asked that Chief Curtis send a letter and he would act at the next meeting.

- B. *(AD) Mrs. Schneider made the CVFD Treasurers Report for March 2022. There was a balance of \$22,862.30 in checking. Expenses for were \$11,373.60, which included increased fuel costs, AirMed Membership, and Training. Currently, Mrs. Schneider stated that CVFD is running in budget, but anticipated the need to adjust due to increased fuel and other expenses. (Enclosure 3)*

Mrs. Schneider reported on the CVFD Account – current balance is \$81,673.50; CVFD did receive a \$1000 donation during the month. (Enclosure 4)

- C. *(AD) No new requests.*

- 11. (AI) Reports and input on ESD Policies being worked on:**
A. Financial Oversight – Kiley/Call – discuss and/or approve

(AD) No report

- 12. (AI) Report completion of annual Cybersecurity Training.**

(AD) Commissioner Bremer reported that all of the Commissioners had completed the 2022 Cybersecurity Training requirement.

- 13. (AI) Administrative update of the Sales Tax Program for ESD #2. Update on reports from the HdL Companies, etc.**

(AD) Commissioner Barclay presented information obtained by HdL on Sales Tax statistics. Commissioner Barclay reported that April's Sales Tax Income was \$5059. The major Sales Tax contributors remain essentially unchanged with on-line purchases being a major source. She also reported working with HdL as the year progresses to better align our Fiscal Year data. Mrs. Barclay stated that with HdL's help, a letter was developed to assist local taxpayers to provide to sub-contractors that explained and gave references for correct Sales Tax collection. (Enclosure 5)

- 14. (AI) Discussion and/or action concerning the Letter from Burnet County concerning the tower subscription fee for radios and our response and their response to our letter, etc.**

(AD) Commissioner Bremer reported that there had been no further communication with Burnet County related to this issue. Mrs. Schneider however did state that the Fire Department had received a bill for \$4722.36 for Western Regional Radio Service; this was not an anticipated expense in their budget.

- 15. (AI) Calendar of events for May 2022.**

- A. Approve Capital Expenditures, if applicable.**
B. SAFE-D membership – dues and update on credit for SAFE-D conference

(AD) Commissioner Bremer reviewed the Calendar of Events for May 2022. Commissioner Bremer stated that he would begin to evaluate Commissioner activity with CVFD for the Five-Year Planning Committee. He reminded Commissioners to send their credits from the SAFE-D Conference to Commissioner Barclay for documentation.

16. (AI) Next meeting, at 10:00 AM on Thursday, May 26, 2022

(AD) Commissioner Bremer announced that the next regular meeting will be on Thursday, May 26, 2022 at 10:00 a.m. at the Cassie Community Center.

17. (AI) Adjourn

(AD) With no additional business, the Burnet County Emergency Services District No. 2 April 28, 2022 meeting was adjourned at 11:03 a.m.

Sharon K. Barclay

Sharon K. Barclay
Secretary
Emergency Service District #2
Burnet County
April 28, 2022

Richard Bremer
President
Emergency Service District #2
Burnet County
April 28, 2022



BURNET COUNTY EMERGENCY SERVICES DISTRICT #2
P. O. BOX 249
BUCHANAN DAM, TEXAS 78609-0249

NOTICE OF REGULAR MEETING

In compliance with the provisions of Chapter 551, Texas Government Code, notice is hereby given of a Regular Meeting of the Board of Emergency Services Commissioners of Burnet County Emergency Services District #2, to be held at the Cassie Community Center located at 3920 RR 690, Burnet, Texas, 78611 at 10:00 AM on Thursday, April 28, 2022. This agenda is posted in the Burnet County Courthouse and on the cassievfd.com website.

The following agenda items will be discussed, considered and action taken as appropriate:

AGENDA

1. Call meeting to order. (Bremer)
2. Establish a quorum. (Bremer)
3. Pledge of Allegiance. (Bremer)
4. Invocation. (Bremer)
5. Welcome guests. (Bremer)
6. Comments from the Board and Public not scheduled on the agenda may speak, however no action can be taken on these items and the Board will not debate the comments at this meeting. Comments regarding specific agenda items should occur when the item is called. There is a 2-minute speaking limit.
7. Accept minutes from the March 24, 2022 meeting. (Bremer)
8. ESD #2 Treasurer Report. (Kiley)
9. Discussion and/or action regarding the disbursement of funds. (Kiley)



BURNET COUNTY EMERGENCY SERVICES DISTRICT #2
P.O. BOX 249
BUCHANAN DAM, TEXAS 78609-0249

10. Report from the Cassie Volunteer Fire Department.
 - A. Report of VFD Chief Curtis
 1. Number of calls.
 2. Training, etc.
 3. Other department activity or concerns.
 - B. Cassie VFD Financial Report (L. Schneider)
 - C. Discussion and/or approval of Capital Expenditures for Cassie VFD, if applicable. (Curtis)
11. Reports and input on ESD Policies being worked on:
 - A. Financial Oversight – Kiley/Call – discuss and/or approve
12. Report completion of annual Cybersecurity Training. (Bremer)
13. Administrative update of the Sales Tax Program for ESD #2 including update on reports and contract with HdL. (Barclay)
14. Discussion and/or action concerning the Letter from Burnet County concerning the tower subscription fee for radios and our response and their response to our letter, etc. (Bremer)
15. Calendar of events for May 2022. (Bremer)
 - A. Approve Capital Expenditures, if applicable.
 - B. Safe-d membership – dues and update on credit for SAFE-D conference.
16. Next meeting, at 10:00 AM on Thursday, May 26, 2022.
17. Adjourn.

Richard Bremer, President

Cassie VFD/ Burnet ESD 2

Burnet, TX
 This report was generated on 4/22/2022 9:08:28 AM



Incident Statistics

Zone(s): All Zones | Start Date: 03/01/2022 | End Date: 03/31/2022

INCIDENT COUNT			
INCIDENT TYPE		# INCIDENTS	
EMS		6	
FIRE		7	
TOTAL		13	
TOTAL TRANSPORTS (N2 and N3)			
APPARATUS	# of APPARATUS TRANSPORTS	# of PATIENT TRANSPORTS	TOTAL # of PATIENT CONTACTS
C-60	0	0	2
TOTAL	0	0	2
PRE-INCIDENT VALUE		LOSSES	
\$0.00		\$0.00	
CO CHECKS			
TOTAL			
MUTUAL AID			
Aid Type		Total	
Aid Given		9	
Aid Received		2	
OVERLAPPING CALLS			
# OVERLAPPING		% OVERLAPPING	
2		15.38	
LIGHTS AND SIREN - AVERAGE RESPONSE TIME (Dispatch to Arrival)			
Station	EMS	FIRE	
Cassie VFD-Elms Station	0:08:15	0:23:48	
AVERAGE FOR ALL CALLS		0:16:05	
LIGHTS AND SIREN - AVERAGE TURNOUT TIME (Dispatch to Enroute)			
Station	EMS	FIRE	
Cassie VFD-Elms Station	0:00:42	0:00:17	
AVERAGE FOR ALL CALLS		0:00:33	
AGENCY		AVERAGE TIME ON SCENE (MM:SS)	
Cassie VFD/ Burnet ESD 2		84:56	

Only Reviewed Incidents included. EMS for Incident counts includes only 300 to 399 Incident Types. All other incident types are counted as FIRE. CO Checks only includes Incident Types: 424, 736 and 734. # Apparatus Transports = # of incidents where apparatus transported. # Patient Transports = All patients transported by EMS. # Patient Contacts = # of PCR contacted by apparatus. This report now returns both NEMSIS 2 & 3 data as appropriate. For overlapping calls that span over multiple days, total per month will not equal Total count for year.



Cassie VFD/ Burnet ESD 2

Burnet, TX

This report was generated on 4/22/2022 9:09:23 AM



Incident Statistics

Zone(s): All Zones | Start Date: 01/01/2022 | End Date: 03/31/2022

INCIDENT COUNT			
INCIDENT TYPE		# INCIDENTS	
EMS		21	
FIRE		22	
TOTAL		43	
TOTAL TRANSPORTS (N2 and N3)			
APPARATUS	# of APPARATUS TRANSPORTS	# of PATIENT TRANSPORTS	TOTAL # of PATIENT CONTACTS
4490	0	0	1
C-60	0	0	13
TOTAL	0	0	14
PRE-INCIDENT VALUE		LOSSES	
\$0.00		\$0.00	
CO CHECKS			
TOTAL			
MUTUAL AID			
Aid Type		Total	
Aid Given		17	
Aid Received		2	
OVERLAPPING CALLS			
# OVERLAPPING		% OVERLAPPING	
2		4.65	
LIGHTS AND SIREN - AVERAGE RESPONSE TIME (Dispatch to Arrival)			
Station	EMS	FIRE	
Cassie VFD-Elms Station	0:07:20	0:21:09	
AVERAGE FOR ALL CALLS		0:12:13	
LIGHTS AND SIREN - AVERAGE TURNOUT TIME (Dispatch to Enroute)			
Station	EMS	FIRE	
Cassie VFD-Elms Station	0:01:34	0:00:42	
AVERAGE FOR ALL CALLS		0:01:10	
AGENCY		AVERAGE TIME ON SCENE (MM:SS)	
Cassie VFD/ Burnet ESD 2		61:10	

Only Reviewed Incidents included. EMS for Incident counts includes only 300 to 399 Incident Types. All other incident types are counted as FIRE. CO Checks only includes Incident Types: 424, 736 and 734. # Apparatus Transports = # of incidents where apparatus transported. # Patient Transports = All patients transported by EMS. # Patient Contacts = # of PCR contacted by apparatus. This report now returns both NEMESIS 2 & 3 data as appropriate. For overlapping calls that span over multiple days, total per month will not equal Total count for year.



Cassie VFD/ Burnet ESD 2

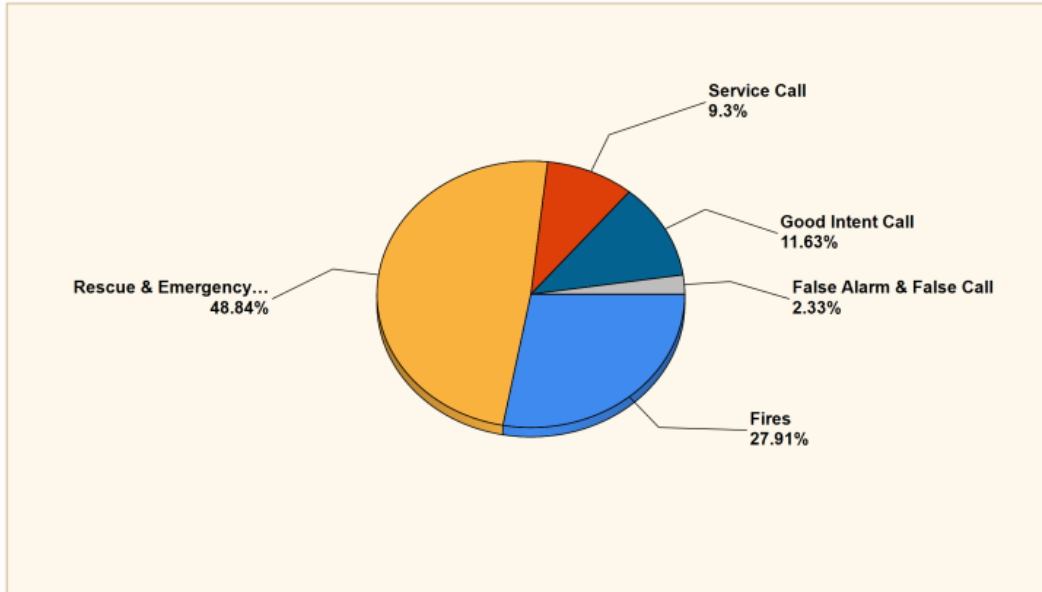
Burnet, TX

This report was generated on 4/22/2022 9:10:29 AM



Breakdown by Major Incident Types for Date Range

Zone(s): All Zones | Start Date: 01/01/2022 | End Date: 03/31/2022



MAJOR INCIDENT TYPE	# INCIDENTS	% of TOTAL
Fires	12	27.91%
Rescue & Emergency Medical Service	21	48.84%
Service Call	4	9.3%
Good Intent Call	5	11.63%
False Alarm & False Call	1	2.33%
TOTAL	43	100%

Only REVIEWED and/or LOCKED IMPORTED incidents are included. Summary results for a major incident type are not displayed if the count is zero.



emergencyreporting.com
Doc Id: 553
Page # 1 of 2

Detailed Breakdown by Incident Type		
INCIDENT TYPE	# INCIDENTS	% of TOTAL
111 - Building fire	1	2.33%
141 - Forest, woods or wildland fire	1	2.33%
142 - Brush or brush-and-grass mixture fire	2	4.65%
143 - Grass fire	8	18.6%
321 - EMS call, excluding vehicle accident with injury	16	37.21%
324 - Motor vehicle accident with no injuries.	2	4.65%
342 - Search for person in water	2	4.65%
365 - Watercraft rescue	1	2.33%
550 - Public service assistance, other	1	2.33%
561 - Unauthorized burning	3	6.98%
611 - Dispatched & cancelled en route	3	6.98%
622 - No incident found on arrival at dispatch address	2	4.65%
714 - Central station, malicious false alarm	1	2.33%
TOTAL INCIDENTS:	43	100%

Only REVIEWED and/or LOCKED IMPORTED incidents are included. Summary results for a major incident type are not displayed if the count is zero.



Cassie VFD/ Burnet ESD 2


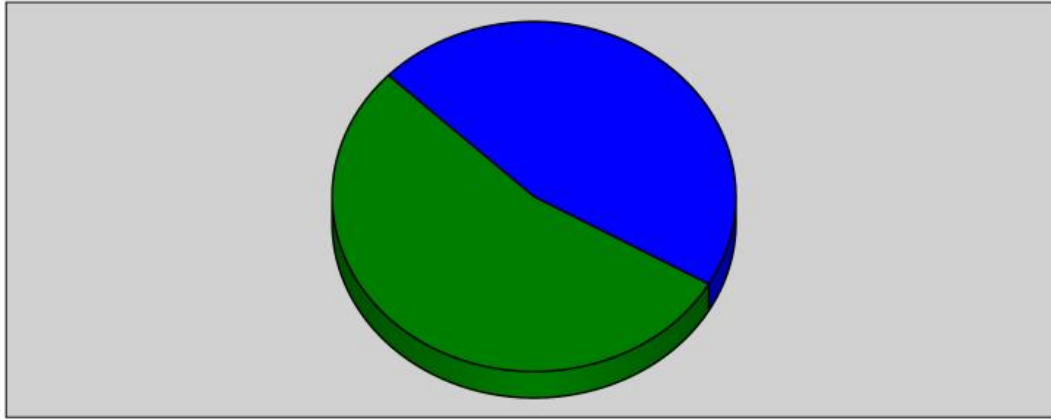
Burnet, TX

This report was generated on 4/22/2022 9:09:54 AM



Major Incident Types by Month for Date Range

Start Date: 03/01/2022 | End Date: 03/31/2022



INCIDENT TYPE	MAR	TOTAL
Fire	7	7
Rescue & Emergency Medical Service Incident	6	6
Total	13	13

Only REVIEWED incidents included



emergencyreporting.com
Doc Id: 495
Page # 1 of 1

Cassie VFD/ Burnet ESD 2

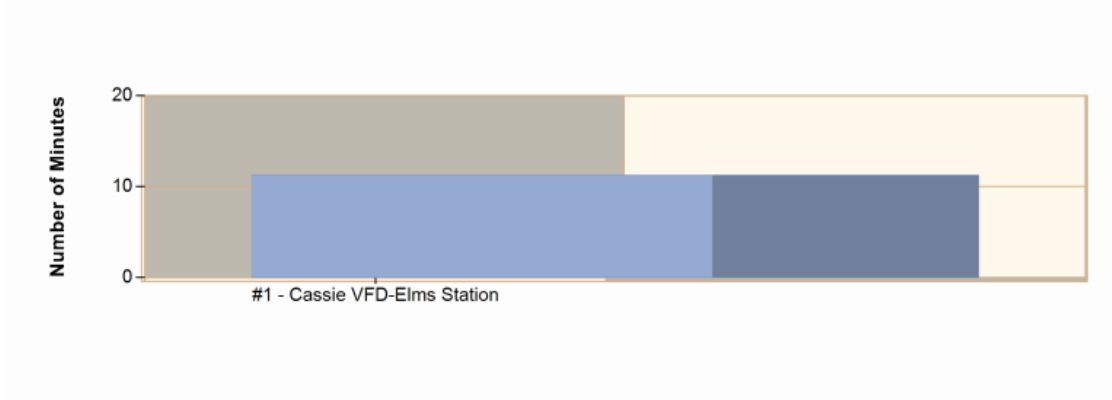
Burnet, TX

This report was generated on 4/22/2022 9:11:26 AM



Average Response Time per Station for Date Range

Start Date: 03/01/2022 | End Date: 03/31/2022



STATION	AVERAGE RESPONSE MM:SS (Dispatch to Arrived)
#1 - Cassie VFD-Elms Station	14:59

Average Response Time per Station for Date Range

Start Date: 01/01/2022 | End Date: 03/31/2022

STATION	AVERAGE RESPONSE MM:SS (Dispatch to Arrived)
#1 - Cassie VFD-Elms Station	11:16

AVERAGE RESPONSE TIME calculated from the average time difference between DISPATCH and ARRIVED times on Basic Info 4. Only REVIEWED incidents included.

 **EMERGENCY REPORTING**
emergencyreporting.com
Doc Id: 56
Page # 1 of 1

Cassie VFD/ Burnet ESD 2

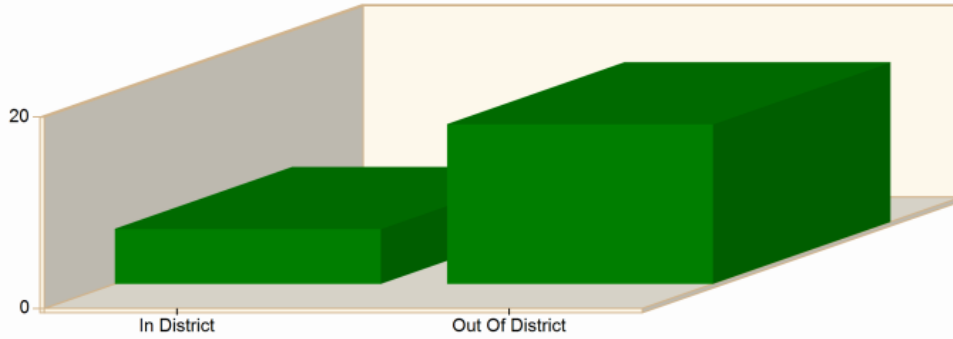
Burnet, TX

This report was generated on 4/22/2022 9:12:01 AM



Incident Average Response Time per Shift for Date Range

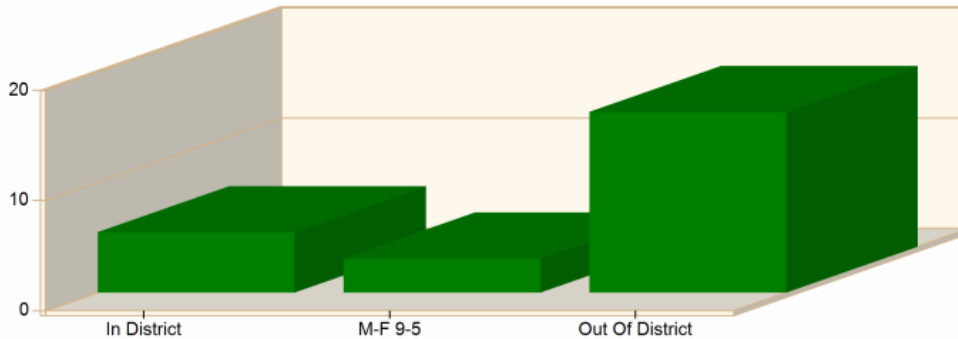
Start Date: 03/01/2022 | End Date: 03/31/2022



SHIFT	AVERAGE RESPONSE TIME (min) (Dispatch to Arrived)	CALLS
In District	5.73	4
Out Of District	16.67	9
Total Number of Calls:		13

Incident Average Response Time per Shift for Date Range

Start Date: 01/01/2022 | End Date: 03/31/2022



SHIFT	AVERAGE RESPONSE TIME (min) (Dispatch to Arrived)	CALLS
In District	5.46	18
M-F 9-5	3.08	8
Out Of District	16.38	16
Total Number of Calls:		42

Incident Average Response Time calculated from Dispatch to first arriving unit apparatus Arrived time. Only Reviewed incidents are included. Incidents that are Cancelled with no apparatus actually arriving are not part of the incident count.



Cassie VFD/ Burnet ESD 2

Burnet, TX

This report was generated on 4/22/2022 9:13:56 AM



Incidents per Zone for Date Range

Start Date: 03/01/2022 | End Date: 03/31/2022

INCIDENT NUMBER	INCIDENT TYPE	DATE	LOCATION	APPARATUS
ZONE: 01 - Cassie				
2022-2200035	321 - EMS call, excluding vehicle accident with injury	03/20/2022	405 NORTH CHAPARRAL	4490,B-50,C-60
2022-2200036	321 - EMS call, excluding vehicle accident with injury	03/21/2022	111 SOUTH CHAPARRAL	4490,B-51,C-60
Total # Incidents for 01:				2
ZONE: 21 - Lake Buchanan				
2022-2200042	365 - Watercraft rescue	03/26/2022	200 Peninsula DR	B-50,C-60,RB-30
2022-2200043	342 - Search for person in water	03/27/2022	206 Apache TRL	4490,B-50,B-51,C-60,RB-30
Total # Incidents for 21:				2
ZONE: 27 - OOD-ELBVFD				
2022-2200031	324 - Motor vehicle accident with no injuries.	03/10/2022	5400 RR 2341	B-51,C-60,E-20
2022-2200033	111 - Building fire	03/17/2022	1009 CR 133	B-50,E-21,T-40
2022-2200034	143 - Grass fire	03/19/2022	RR 2341	B-50,B-51,T-40
Total # Incidents for 27:				3
ZONE: 29 - OOD- CI Burnet FD				
2022-2200040	142 - Brush or brush-and-grass mixture fire	03/25/2022	W Sh 29	B-50,B-51
2022-2200041	142 - Brush or brush-and-grass mixture fire	03/26/2022	1645 CR 250	B-51,T-40
Total # Incidents for 29:				2
ZONE: 30 - OOD- Hoover Valley VFD				
2022-2200032	342 - Search for person in water	03/17/2022	3630 PR 4 W	C-60,RB-30
Total # Incidents for 30:				1
ZONE: 31 - OOD- Oakalla VFD				
2022-2200037	141 - Forest, woods or wildland fire	03/24/2022	305 CR 224	B-50,C-60,T-40
Total # Incidents for 31:				1
ZONE: 42 - OOD- Bertram VFd				
2022-2200038	143 - Grass fire	03/25/2022	555 CR 210B	B-50,T-40
2022-2200039	143 - Grass fire	03/25/2022	FM 963	B-51,T-40
Total # Incidents for 42:				2
TOTAL # INCIDENTS:				13

Only REVIEWED incidents included. Archived Zones cannot be unarchived.



emergencyreporting.com
Doc Id: 380
Page # 1 of 1

Cassie VFD/ Burnet ESD 2

Burnet, TX

This report was generated on 4/22/2022 9:14:26 AM



Incidents per Zone for Date Range

Start Date: 01/01/2022 | End Date: 03/31/2022

INCIDENT NUMBER	INCIDENT TYPE	DATE	LOCATION	APPARATUS
ZONE: 27 - OOD-ELBVFD				
2022-2200031	324 - Motor vehicle accident with no injuries.	03/10/2022	5400 RR 2341	B-51,C-60,E-20
2022-2200033	111 - Building fire	03/17/2022	1009 CR 133	B-50,E-21,T-40
2022-2200034	143 - Grass fire	03/19/2022	RR 2341	B-50,B-51,T-40

Total # Incidents for 27: 3

ZONE: 28 - OOD- Burnet VFD				
2022-2200008	143 - Grass fire	01/14/2022	2009 Carpenter LOOP	B-50,T-40
2022-2200023	143 - Grass fire	02/13/2022	6100 FM 1478	B-50,C-60,T-40
2022-2200024	611 - Dispatched & cancelled en route	02/14/2022	301 CEDAR BREAK LN	B-50
2022-2200030	622 - No incident found on arrival at dispatch address	02/28/2022	117 LAKEVIEW DR	B-50

Total # Incidents for 28: 4

ZONE: 29 - OOD- CI Burnet FD				
2022-2200027	143 - Grass fire	02/22/2022	1527 CR 330	B-51,T-40
2022-2200040	142 - Brush or brush-and-grass mixture fire	03/25/2022	W Sh 29	B-50,B-51
2022-2200041	142 - Brush or brush-and-grass mixture fire	03/26/2022	1645 CR 250	B-51,T-40

Total # Incidents for 29: 3

ZONE: 30 - OOD- Hoover Valley VFD				
2022-2200001	611 - Dispatched & cancelled en route	01/03/2022	602 CR 118B	C-60
2022-2200026	611 - Dispatched & cancelled en route	02/19/2022	1405 cr 118	4490
2022-2200032	342 - Search for person in water	03/17/2022	3630 PR 4 W	C-60,RB-30

Total # Incidents for 30: 3

ZONE: 31 - OOD- Oakalla VFD				
2022-2200037	141 - Forest, woods or wildland fire	03/24/2022	305 CR 224	B-50,C-60,T-40

Total # Incidents for 31: 1

ZONE: 42 - OOD- Bertram VFd				
2022-2200029	143 - Grass fire	02/27/2022	7221 CR 200	B-50,T-40
2022-2200038	143 - Grass fire	03/25/2022	555 CR 210B	B-50,T-40
2022-2200039	143 - Grass fire	03/25/2022	FM 963	B-51,T-40

Total # Incidents for 42: 3

TOTAL # INCIDENTS: 17

Only REVIEWED incidents included. Archived Zones cannot be unarchived.



emergencyreporting.com
Doc Id: 380
Page # 1 of 3

2:26 PM
04/19/22
Cash Basis

Cassie Volunteer Fire Department
Balance Sheet
As of March 31, 2022

	Mar 31, 22
ASSETS	
Current Assets	
Checking/Savings	
1010 · CASSIE VFD-ESD2	22,862.30
Total Checking/Savings	22,862.30
Total Current Assets	22,862.30
Fixed Assets	
1410 · Land	13,820.69
1420 · Furniture & Fixtures	18,123.07
1430 · Vehicles & Equipment	1,135,402.39
1440 · EMS Equipment	5,037.56
1450 · Communication Equipment	103,956.55
1460 · Buildings	111,750.42
1510 · Accumulated Depreciation	-971,645.11
Total Fixed Assets	416,445.57
Other Assets	
1090 · Transfers (In/Out)	70,000.00
Total Other Assets	70,000.00
TOTAL ASSETS	509,307.87
LIABILITIES & EQUITY	
Liabilities	
Current Liabilities	
Other Current Liabilities	
2010 · Employer & Emp. Payroll Tax	1,047.16
Total Other Current Liabilities	1,047.16
Total Current Liabilities	1,047.16
Total Liabilities	1,047.16
Equity	
3010 · Unrestricted Net Assets-Ret.Ern	497,396.13
Net Income	10,864.58
Total Equity	508,260.71
TOTAL LIABILITIES & EQUITY	509,307.87

2:37 PM
 04/19/22
 Cash Basis

**Cassie Volunteer Fire Department
 Profit & Loss Budget vs. Actual
 October 2021 through March 2022**

	Oct '21 - Mar 22	Budget	\$ Over Budget
Income			
4000 · Income			
4005 · ESD payments	92,912.50	185,824.75	-92,912.25
Total 4000 · Income	92,912.50	185,824.75	-92,912.25
Total Income	92,912.50	185,824.75	-92,912.25
Expense			
5000 · ADMINISTRATIVE			
5005 · Accounting	885.00	1,500.00	-615.00
5010 · Legal Services	0.00	100.00	-100.00
5015 · Meetings	205.10	300.00	-94.90
5020 · Office Equipment/Maint.	1,018.96	258.00	760.96
5025 · Office Supplies	181.11	1,000.00	-818.89
5030 · Printer Supplies	0.00	300.00	-300.00
5035 · Shipping/Postage/PO Box Rental	58.00	150.00	-92.00
5040 · Subscrptn/Dues/Membrshp/RecMgmt	3,229.18	5,000.00	-1,770.82
5042 · Record Mgmt Systems-ER,PC,CAD	2,219.00	4,000.00	-1,781.00
5045 · Travel Allowance	0.00	100.00	-100.00
5050 · Uniforms (Caps and Shirts)	0.00	4,000.00	-4,000.00
5055 · Printing Services	0.00	100.00	-100.00
5060 · Banking/SftyDepBox/Chks/BkgdCks	20.00	100.00	-80.00
5070 · Replen Petty Cash/Toll Charges	0.00	350.00	-350.00
5076 · RECRUITMENT & RETENTION	4,640.60	10,200.00	-5,559.40
Total 5000 · ADMINISTRATIVE	12,456.95	27,458.00	-15,001.05
5200 · PAID POSITION			
5205 · Base Salary	26,749.97	53,500.00	-26,750.03
5215 · CVFD SS & Medicare Tax Match	2,046.33	4,092.75	-2,046.42
Total 5200 · PAID POSITION	28,796.30	57,592.75	-28,796.45
5300 · BUILDING AND GROUNDS			
5305 · Botanical Supplies	0.00	50.00	-50.00
5310 · Janitorial Supplies	138.56	200.00	-61.44
5320 · Repairs and Maintenance	412.22	3,000.00	-2,587.78
5325 · Furn&YardEquip Repl/Rep/New	717.96	1,000.00	-282.04
5330 · Electrical Service	1,635.76	3,750.00	-2,114.24
5335 · Telephone Service	1,633.61	4,600.00	-2,966.39
Total 5300 · BUILDING AND GROUNDS	4,538.11	12,600.00	-8,061.89
5600 · COMMUNICATIONS			
5605 · Batteries, Clips, Acc.	34.20	500.00	-465.80
5615 · Non-Warranty Repair	0.00	300.00	-300.00
5620 · Digital Radio and Pagers	0.00	500.00	-500.00
Total 5600 · COMMUNICATIONS	34.20	1,300.00	-1,265.80
6600 · INSURANCE			
6605 · Building and Property	1,890.00	4,500.00	-2,610.00
6610 · Vehicle	4,230.00	9,600.00	-5,370.00
6615 · Personnel Coverage	10,786.00	12,240.00	-1,454.00
Total 6600 · INSURANCE	16,906.00	26,340.00	-9,434.00
7000 · OPERATIONS			
7007 · CAD-Computer Aided Dispatch	130.00	4,700.00	-4,570.00
7010 · Fuel-Vehicle and Equipment	0.00	250.00	-250.00
7012 · Fuelman-Vehicles & Equipment	3,327.52	4,530.00	-1,202.48
7015 · Equipment Maint/Repr-Vendor	0.00	500.00	-500.00
7020 · Fire Extinguisher Test/Repr	284.15	300.00	-15.85
7025 · Fire Suppressant Supplies	0.00	5,000.00	-5,000.00
7030 · First Responder Supplies	1,258.80	3,300.00	-2,041.20
7035 · Ladder, Pump & Hose Testing	0.00	3,000.00	-3,000.00
7040 · Minor Tools	0.00	150.00	-150.00
7045 · Veh/Epmt Lights-Decals-Safety	675.16	100.00	575.16
7050 · Personal Protect Equip-PPE	178.69	4,000.00	-3,821.31
7055 · PPE Testing/Cleaning/Repair	0.00	500.00	-500.00

2:37 PM
 04/19/22
 Cash Basis

**Cassie Volunteer Fire Department
 Profit & Loss Budget vs. Actual
 October 2021 through March 2022**

	Oct '21 - Mar 22	Budget	\$ Over Budget
7060 · Rehabilitation Supplies	55.26	500.00	-444.74
7065 · Rescue Equipment Maint/Repr	0.00	250.00	-250.00
7070 · SCBA Testing/Hydro/FaceMsk/Pack	60.08	2,000.00	-1,939.92
7072 · SCBA MAINTENANCE & REPAIR	166.54	500.00	-333.46
7075 · State Veh Safety Inspec&Regist	0.00	150.00	-150.00
7080 · Vehicle Maintenance/Repair	607.48	1,500.00	-892.52
7085 · Vehicle Maint/Repr(Vendor)	5,900.33	7,000.00	-1,099.67
7090 · Equipmt Replmt(Fire Fightg)	0.00	1,750.00	-1,750.00
7095 · Fire Fighting Equipmt - NEW	0.00	2,500.00	-2,500.00
7100 · Rescue Equipment - NEW	0.00	1,000.00	-1,000.00
7105 · Rescue Equipment - REPLMNT	0.00	200.00	-200.00
Total 7000 · OPERATIONS	12,644.01	43,680.00	-31,035.99
8000 · TRAINING			
8005 · AED, CPR, First Aid	99.96	454.00	-354.04
8020 · Training -VENDOR	4,821.55	8,000.00	-3,178.45
8022 · Training-Certification&Testing	112.17	1,000.00	-887.83
8025 · Per Diem Travel/Lodging	902.30	5,000.00	-4,097.70
8030 · Wildland	0.00	500.00	-500.00
8035 · Educational Supplies	736.37	600.00	136.37
Total 8000 · TRAINING	6,672.35	15,554.00	-8,881.65
9000 · PUBLIC RELATIONS			
9005 · Educational Supplies	0.00	100.00	-100.00
9010 · Public Eductn/Relatn/Apprtn	0.00	500.00	-500.00
9015 · Shipping and Postage	0.00	100.00	-100.00
9020 · Printing	0.00	100.00	-100.00
9025 · Recognition/Thank You	0.00	500.00	-500.00
Total 9000 · PUBLIC RELATIONS	0.00	1,300.00	-1,300.00
9500 · CAPITAL EXPENDITURES			
9522 · Tires for E1-4420 (6)	0.00	5,000.00	-5,000.00
9527 · 5" LG Diameter Hose (10)	0.00	6,500.00	-6,500.00
9528 · Turbo Draft	0.00	5,000.00	-5,000.00
9529 · 5" Intake Valve (4)	0.00	5,000.00	-5,000.00
9551 · Scrape,Prep,Paint Fire Station	0.00	9,300.00	-9,300.00
9590 · SCBA's-PACKS & MASKS	0.00	125,000.00	-125,000.00
Total 9500 · CAPITAL EXPENDITURES	0.00	155,800.00	-155,800.00
Total Expense	82,047.92	341,624.75	-259,576.83
Net Income	10,864.58	-155,800.00	166,664.58

Cassie Volunteer Fire Department
Profit & Loss by Class
 October 2021 through March 2022

	ESD	FD	FDE	TOTAL
Income				
4000 · Income				
4005 · ESD payments	61,131.10	0.00	31,781.40	92,912.50
Total 4000 · Income	61,131.10	0.00	31,781.40	92,912.50
Total Income	61,131.10	0.00	31,781.40	92,912.50
Expense				
5000 · ADMINISTRATIVE				
5005 · Accounting	250.00	100.00	535.00	885.00
5015 · Meetings	205.10	0.00	0.00	205.10
5020 · Office Equipment/Maint.	1,018.96	0.00	0.00	1,018.96
5025 · Office Supplies	181.11	0.00	0.00	181.11
5035 · Shipping/Postage/PO Box Rental	58.00	0.00	0.00	58.00
5040 · Subscrptn/Dues/Membrshp/RecMgmt	3,229.18	0.00	0.00	3,229.18
5042 · Record Mgmt Systems-ER,PC,CAD	2,219.00	0.00	0.00	2,219.00
5060 · Banking/SftyDepBox/Chks/BkgdCks	20.00	0.00	0.00	20.00
5076 · RECRUITMENT & RETENTION	4,640.60	0.00	0.00	4,640.60
Total 5000 · ADMINISTRATIVE	11,821.95	100.00	535.00	12,456.95
5200 · PAID POSITION				
5205 · Base Salary	0.00	0.00	26,749.97	26,749.97
5215 · CVFD SS & Medicare Tax Match	0.00	0.00	2,046.33	2,046.33
Total 5200 · PAID POSITION	0.00	0.00	28,796.30	28,796.30
5300 · BUILDING AND GROUNDS				
5310 · Janitorial Supplies	138.56	0.00	0.00	138.56
5320 · Repairs and Maintenance	412.22	0.00	0.00	412.22
5325 · Furn&YardEquip Repl/Rep/New	799.99	-82.03	0.00	717.96
5330 · Electrical Service	1,635.76	0.00	0.00	1,635.76
5335 · Telephone Service	1,633.61	0.00	0.00	1,633.61
Total 5300 · BUILDING AND GROUNDS	4,620.14	-82.03	0.00	4,538.11
5600 · COMMUNICATIONS				
5605 · Batteries, Clips, Acc.	34.20	0.00	0.00	34.20
Total 5600 · COMMUNICATIONS	34.20	0.00	0.00	34.20
6600 · INSURANCE				
6605 · Building and Property	1,890.00	0.00	0.00	1,890.00
6610 · Vehicle	4,230.00	0.00	0.00	4,230.00
6615 · Personnel Coverage	10,786.00	0.00	0.00	10,786.00
Total 6600 · INSURANCE	16,906.00	0.00	0.00	16,906.00
7000 · OPERATIONS				
7007 · CAD-Computer Aided Dispatch	130.00	0.00	0.00	130.00
7012 · Fuelman-Vehicles & Equipment	3,327.52	0.00	0.00	3,327.52
7020 · Fire Extinguisher Test/Repr	284.15	0.00	0.00	284.15
7030 · First Responder Supplies	1,258.80	0.00	0.00	1,258.80
7045 · Veh/Epmt Lights-Decals-Safety	675.16	0.00	0.00	675.16
7050 · Personal Protect Equip-PPE	178.69	0.00	0.00	178.69
7060 · Rehabilitation Supplies	55.26	0.00	0.00	55.26
7070 · SCBA Testing/Hydro/FaceMsk/Pack	60.08	0.00	0.00	60.08
7072 · SCBA MAINTENANCE & REPAIR	166.54	0.00	0.00	166.54
7080 · Vehicle Maintenance/Repair	607.48	0.00	0.00	607.48
7085 · Vehicle Maint/Repr(Vendor)	5,900.33	0.00	0.00	5,900.33
Total 7000 · OPERATIONS	12,644.01	0.00	0.00	12,644.01
8000 · TRAINING				
8005 · AED, CPR, First Aid	99.96	0.00	0.00	99.96
8020 · Training -VENDOR	4,821.55	0.00	0.00	4,821.55
8022 · Training-Certification&Testing	112.17	0.00	0.00	112.17
8025 · Per Diem Travel/Lodging	902.30	0.00	0.00	902.30
8035 · Educational Supplies	736.37	0.00	0.00	736.37

2:34 PM
04/19/22
Cash Basis

Cassie Volunteer Fire Department
Profit & Loss by Class
October 2021 through March 2022

	<u>ESD</u>	<u>FD</u>	<u>FDE</u>	<u>TOTAL</u>
Total 8000 · TRAINING	6,672.35	0.00	0.00	6,672.35
Total Expense	52,698.65	17.97	29,331.30	82,047.92
Net Income	<u>8,432.45</u>	<u>-17.97</u>	<u>2,450.10</u>	<u>10,864.58</u>

2:31 PM

04/19/22

Accrual Basis

**Cassie Volunteer Fire Department
Profit & Loss Detail
March 2022**

Date	Name	Memo	Class	Amount
Income				
Expense				
5000 · ADMINISTRATIVE				
5025 · Office Supplies				
03/19/2022	Chase Card Servic...	Apple-cloud storage for reports-no receipt provided	ESD	0.99
03/19/2022	Chase Card Servic...	AMZN-1 box of 25 clear front report covers for firefighters to track ...	ESD	20.35
Total 5025 · Office Supplies				21.34
5040 · Subscrptn/Dues/Membrshp/RecMgmt				
03/19/2022	Chase Card Servic...	YMCA-March membership for D. Curtis-family	ESD	61.00
03/19/2022	Chase Card Servic...	YMCA-March membership for D. Shields-senior single	ESD	32.00
03/19/2022	Chase Card Servic...	YMCA-March membership for T. Herwig-senior couple	ESD	42.00
03/19/2022	Chase Card Servic...	YMCA-March membership for D. Lee-senior couple	ESD	42.00
03/19/2022	Chase Card Servic...	YMCA-March membership for G. Sanchez-couple	ESD	52.00
03/19/2022	Chase Card Servic...	YMCA March membership for C. Kelley-family	ESD	61.00
Total 5040 · Subscrptn/Dues/Membrshp/RecMgmt				290.00
5076 · RECRUITMENT & RETENTION				
03/19/2022	Chase Card Servic...	Granite State-Structure fire helmet for D. Curtis in appreciation of ...	ESD	1,080.00
03/19/2022	Chase Card Servic...	2-Eleven Shields-Leather shield for new structure helmet for D. C...	ESD	180.00
Total 5076 · RECRUITMENT & RETENTION				1,260.00
Total 5000 · ADMINISTRATIVE				1,571.34
5200 · PAID POSITION				
5205 · Base Salary				
03/09/2022	Derrick R Curtis	Salary-Payroll for period beginning 2-28-22 and ending 3-11-22	FDE	2,057.69
03/24/2022	Derrick R Curtis	Salary-Payroll for period beginning 3-14-22 and ending 3-25-22	FDE	2,057.69
Total 5205 · Base Salary				4,115.38
5215 · CVFD SS & Medicare Tax Match				
03/09/2022	Derrick R Curtis	Payroll for period beginning 2-28-22 and ending 3-11-22	FDE	157.41
03/24/2022	Derrick R Curtis	Payroll for period beginning 3-14-22 and ending 3-25-22	FDE	157.41
Total 5215 · CVFD SS & Medicare Tax Match				314.82
Total 5200 · PAID POSITION				4,430.20
5300 · BUILDING AND GROUNDS				
5320 · Repairs and Maintenance				
03/19/2022	Chase Card Servic...	Immans Waste-for removal of old ice maker that was no longer wo...	ESD	50.00
03/31/2022	Circle S Pest Control	Quarterly pest control treatment SR#74110	ESD	82.50
Total 5320 · Repairs and Maintenance				132.50
5330 · Electrical Service				
03/15/2022	PEC	Acct#3000098825-statement for the period 1-19-2022--2-19-2022	ESD	622.78
Total 5330 · Electrical Service				622.78
5335 · Telephone Service				
03/19/2022	Chase Card Servic...	Vzwrllss-phone and internet service for period 1-11-22--2-10-22	ESD	326.59
Total 5335 · Telephone Service				326.59
Total 5300 · BUILDING AND GROUNDS				1,081.87
6600 · INSURANCE				
6615 · Personnel Coverage				
03/04/2022	AirMed Care Netw...	Inv#7434-2022216-Household membership for period 3-18-2022--...	ESD	1,085.00
Total 6615 · Personnel Coverage				1,085.00
Total 6600 · INSURANCE				1,085.00
7000 · OPERATIONS				
7007 · CAD-Computer Aided Dispatch				
03/04/2022	Tyler Technologies...	Inv#130.126025-for software coding - billable service hours - work...	ESD	130.00

2:31 PM

04/19/22

Accrual Basis

**Cassie Volunteer Fire Department
Profit & Loss Detail
March 2022**

Date	Name	Memo	Class	Amount
Total 7007 · CAD-Computer Aided Dispatch				130.00
7012 · Fuelman-Vehicles & Equipment				
03/12/2022	Fuelman	2-4-22-4460-pump stopped working	ESD	0.16
03/12/2022	Fuelman	2-8-22-4460-EMS calls-pump did not print receipt	ESD	55.78
03/12/2022	Fuelman	2-12-22-4460-1-EMS call and regular	ESD	41.91
03/12/2022	Fuelman	2-16-22-4460-4-EMS calls and Rpt#22-00023-MA-BVFD	ESD	52.75
03/12/2022	Fuelman	2-21-22-4460-2-EMS calls-MA-HVVFD	ESD	60.77
03/12/2022	Fuelman	2-25-22-4460-calls and regular fill up	ESD	60.80
03/12/2022	Fuelman	2-28-22-4450-pump-MA Bertram VFD-Rpt#22-00029	ESD	14.79
03/12/2022	Fuelman	2-15-22-4451 pump-regular fill up	ESD	10.71
03/12/2022	Fuelman	2-8-22-4420-regular fill up	ESD	34.27
03/12/2022	Fuelman	2-22-22-4420 regular fill up	ESD	37.36
03/12/2022	Fuelman	2-1-22-4421-regular fill up	ESD	52.44
03/12/2022	Fuelman	2-22-22-4421-pump did not print receipt	ESD	43.02
03/12/2022	Fuelman	2-18-22-4440-MA-BVFD-Rpt#22-00023	ESD	102.28
03/12/2022	Fuelman	2-27-22-4440-fill up after repair	ESD	47.72
03/12/2022	Fuelman	2-8-22-4450-EMS and Fire calls in district	ESD	34.50
03/12/2022	Fuelman	2-13-22-4450-Fire call MABVFD #22-00023	ESD	39.89
03/12/2022	Fuelman	2-18-22-4450-EMS-HVVFD-#22-00026	ESD	46.58
03/12/2022	Fuelman	2-1-22-4451-EMS calls	ESD	70.93
03/12/2022	Fuelman	2-20-22-4451-Rpt#22-00028-EMS Big Chief	ESD	61.48
03/12/2022	Fuelman	2-1-22-4421-generator gas can regular fill up	ESD	2.39
03/12/2022	Fuelman	This appeared on bill as pass due-Laura wrote the incorrect amou...	ESD	11.63
Total 7012 · Fuelman-Vehicles & Equipment				882.16
7030 · First Responder Supplies				
03/19/2022	Chase Card Servic...	Emergency Medical-30 heaavy duty splints, various sizes for use ...	ESD	75.06
03/19/2022	Chase Card Servic...	AMZN-2pack of 16 oz spray bottles and 144 packets of bacitracin...	ESD	21.45
Total 7030 · First Responder Supplies				96.51
7060 · Rehabilitation Supplies				
03/19/2022	Chase Card Servic...	Guide's-Rehab breakfast for Curtis, Kelley, Barclay working bike r...	ESD	30.26
Total 7060 · Rehabilitation Supplies				30.26
7080 · Vehicle Maintenance/Repair				
03/19/2022	Chase Card Servic...	NAPA-4 boxes of def used in disel vehicles	ESD	77.96
Total 7080 · Vehicle Maintenance/Repair				77.96
Total 7000 · OPERATIONS				1,216.89
8000 · TRAINING				
8020 · Training -VENDOR				
03/19/2022	Chase Card Servic...	TEEX-NFPA 1001 Structural Firefighter II Online class for Dan Lee	ESD	665.00
03/19/2022	Chase Card Servic...	TEEX-NFPA 1001 Structural Firefighter II online class for Thomas ...	ESD	665.00
Total 8020 · Training -VENDOR				1,330.00
8022 · Training-Certification&Testing				
03/19/2022	Chase Card Servic...	National Registry-EMT Recertification for D. Shields	ESD	25.00
Total 8022 · Training-Certification&Testing				25.00
8025 · Per Diem Travel/Lodging				
03/15/2022	Dan Lee	Reimbursement for fuel mileage for use of POV when attending F...	ESD	221.20
03/19/2022	Chase Card Servic...	KRR-2-17-22-supper for D. Curtis attending Safe-D conference--2...	ESD	65.65
03/19/2022	Chase Card Servic...	Kalahari Resort-room for D. Curtis attending Safe-D conference--...	ESD	211.22
03/19/2022	Chase Card Servic...	KRR-2-18-22 beverage for D. Curtis attending Safe-D conference	ESD	6.50
03/19/2022	Chase Card Servic...	KRR-2-18-22-supper for D. Curtis attending Safe-D conference	ESD	30.00
03/19/2022	Chase Card Servic...	Raising Cane's-lunch for D. Curtis attending Safe-D conference	ESD	9.73
Total 8025 · Per Diem Travel/Lodging				544.30
8035 · Educational Supplies				
03/19/2022	Chase Card Servic...	Techsoup-software to digitally sign documents	ESD	89.00
Total 8035 · Educational Supplies				89.00

Page 2

Minutes
BCESD #2
April 28, 2022
Page 24 of 31

2:31 PM

04/19/22

Accrual Basis

Cassie Volunteer Fire Department
Profit & Loss Detail
March 2022

<u>Date</u>	<u>Name</u>	<u>Memo</u>	<u>Class</u>	<u>Amount</u>
	Total 8000 - TRAINING			1,988.30
	Total Expense			11,373.60
	Net Income			-11,373.60

5:27 PM
04/19/22
Accrual Basis

Cassie Volunteer Fire Dept. & EMS
Balance Sheet
As of March 31, 2022

	Mar 31, 22
ASSETS	
Current Assets	
Checking/Savings	
1010 · FSB of Burnet - 68007	81,673.50
Total Checking/Savings	81,673.50
Total Current Assets	81,673.50
Other Assets	
1090 · Transfers (In/Out)	-70,000.00
Total Other Assets	-70,000.00
TOTAL ASSETS	11,673.50
LIABILITIES & EQUITY	
Equity	
3010 · Unrestricted Net Assets	-95.66
Net Income	11,769.16
Total Equity	11,673.50
TOTAL LIABILITIES & EQUITY	11,673.50

Hdl Companies

**Burnet Co ESD 2
TOP 30 COMPANIES RANK and CHANGE SUMMARY
Apr-22**

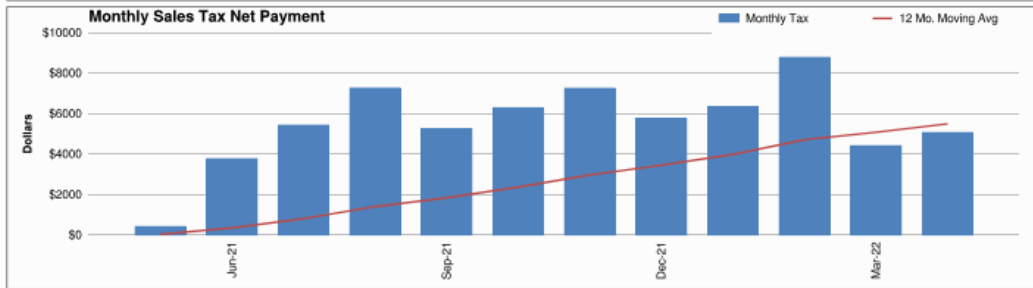
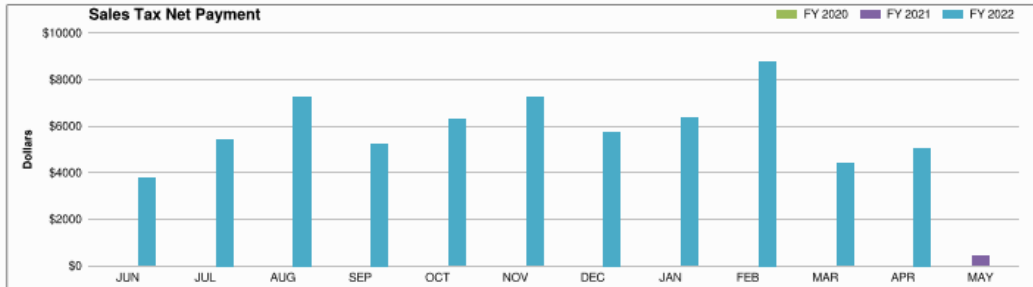
Fiscal Year: Jun-May

Rank*	Company	NAICS Key	Prior Fiscal YTD Sales Tax Collections	Current Fiscal YTD Sales Tax Collections	Change \$	Change %	Current Fiscal YTD % Total Collections
1	AMAZON.COM SERVICES INC (MARKETPLACE)	9					
2	SMS BUCHANAN BUSINESS INC	9					
3	AMAZON.COM SERVICES LLC	9					
4	JIM EACHUS	9					
5	MARK W MARDIS	18					
6	REVELLE PEAK RANCH SOLUTIONS LLC	21					
7	PEDERNALES ELECTRIC COOPERATIVE INC.	3					
8	EBAY INC.	9					
9	REVELLE PEAK RANCH L.L.C.	1					
10	APPLE INC.	5					
TOP 10 LARGE** COMPANIES				45,833	45,833	0.0%	68.4%
11	NEW CINGULAR WIRELESS PCS LLC	12					
12	WASTE MANAGEMENT OF TEXAS INC.	18					
13	MOW PARTNERS LLC	4					
14	DISH NETWORK L.L.C.	12					
15	THE SHADE STORE LLC	9					
16	WAL-MART.COM USA LLC	9					
17	TEXAS TRUCKING COMPANY INCORPORATED	10					
18	SIRIUS XM RADIO INC.	12					
19	AQUA SPHERE INC.	8					
20	BESTBUY.COM LLC	9					
21	J BAR ENTERPRISES LLC	15					
22	BARNES & NOBLE BOOKSELLERS INC.	9					
23	ETSY INC.	9					
24	F&F CONSTRUCTION COMPANY INC.	4					
25	SAFE STEP WALK IN TUB LLC	4					
26	QVC INC	9					
27	TARGET CORPORATION	9					
28	TEXAS STOCK SHOW PROS LLC	9					
29	WAL-MART.COM USA LLC (MARKETPLACE)	9					
30	RUNSIGNUP INC.	11					
TOP 30 LARGE COMPANIES				55,094	55,094	0.0%	82.2%
TOP 100 LARGE COMPANIES				61,055	61,055	0.0%	91.1%
564 OTHER LARGE COMPANIES				3,393	3,393	0.0%	5.1%
SMALL COMPANIES & OTHER				2,512	2,512	0.0%	3.7%
SINGLE LOCAL TAX RATE COLLECTIONS (SLT)				55	55	0.0%	0.1%
TOTAL COLLECTIONS				67,015	67,015	0.0%	100.0%
STATE COMPTROLLER FEES				1,434	1,434	0.0%	2.1%
NET PAYMENTS				65,582	65,582	0.0%	97.9%

* Ranked by Total of Last Fiscal Year + Current Fiscal YTD
 ** Businesses whose detailed sales tax data is available

Burnet Co ESD 2 - Sales Tax Net Payment Trend

	FISCAL YEAR					Change: FY '22/'21			
	2018	2019	2020	2021	2022	Month		Year-to-Date	
						\$	%	\$	YTD %
Jun					\$ 3,762				
Jul					\$ 5,431				
Aug					\$ 7,257				
Sep					\$ 5,254				
Oct					\$ 6,284				
Nov					\$ 7,245				
Dec					\$ 5,758				
Jan					\$ 6,336				
Feb					\$ 8,784				
Mar					\$ 4,411				
Apr					\$ 5,059				
May				\$ 406					
YEAR	\$	\$	\$	\$ 406	\$ 65,582				
YoY Change		na	na	na	na				



HdL Companies

**Burnet Co ESD 2
SALES TAX PAYMENT DETAIL**

Apr-22

Fiscal Year: Jun-May

COLLECTIONS	Apr-21	Apr-22	Chg. \$ Chg. %	Prior FYTD	Current FYTD	Chg. \$ Chg. %
Current Period	0	4,611	4,611 0.0%	0	64,313	64,313 0.0%
Prior Period	0	475	475 0.0%	0	804	804 0.0%
Future Period	0	0	0 0.0%	0	1,158	1,158 0.0%
Audit	0	33	33 0.0%	0	40	40 0.0%
Unidentified	0	3	3 0.0%	0	33	33 0.0%
Single Local Tax Rate	0	55	55 0.0%	0	668	668 0.0%
TOTAL	0	5,178	5,178 0.0%	0	67,015	67,015 0.0%
Service Fee	(0)	(104)	(104) 10354900.0%	0	(1,340)	(1,340) 0.0%
Current Retained	(0)	(101)	(101) 10147900.0%	0	(1,313)	(1,313) 0.0%
Prior Retained	0	86	86 0.0%	0	1,220	1,220 0.0%
NET PAYMENT	0	5,059	5,059 0.0%	0	65,582	65,582 0.0%

Data Source:
Texas Comptroller of Public Accounts

© 2022 All Rights Reserved

HdL Companies

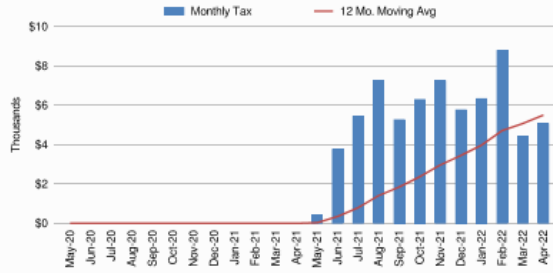
HdL Companies
SALES TAX SNAPSHOT
 Burnet Co ESD 2

Apr-22

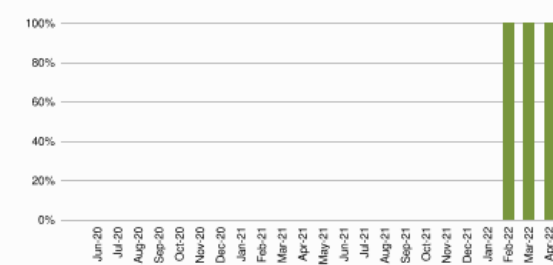
Sales Tax Net Payments

FY Mo.	FY2021	FY2022	YoY % Change
Jun	\$	\$ 3,762	
Jul	\$	\$ 5,431	
Aug	\$	\$ 7,257	
Sep	\$	\$ 5,254	
Oct	\$	\$ 6,284	
Nov	\$	\$ 7,245	
Dec	\$	\$ 5,758	
Jan	\$	\$ 6,336	
Feb	\$	\$ 8,784	
Mar	\$	\$ 4,411	
Apr	\$	\$ 5,059	
May	\$ 406		
FYTD	\$	\$ 65,582	na
FY Total	\$ 406		

Sales Tax Net Payments Trend



Sales Tax Net Payments Change - YoY



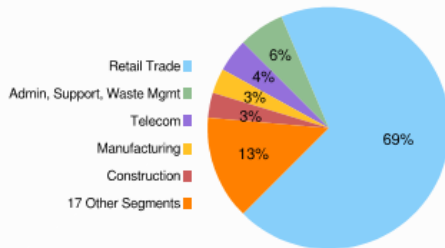
Top 10 Taxpayers

Rank	Company	FYTD Collections	% Total
1	AMAZON.COM SERVICES INC (MARKETPLACE)		
2	SMS BUCHANAN BUSINESS INC		
3	AMAZON.COM SERVICES LLC		
4	JIM EACHUS		
5	MARK W MARDIS		
6	REVEILLE PEAK RANCH SOLUTIONS LLC		
7	PEDERNALES ELECTRIC COOPERATIVE INC.		
8	EBAY INC.		
9	REVEILLE PEAK RANCH L.L.C.		
10	APPLE INC.		
Top 10 Companies		\$ 45,833	68.4%
655 Other Large Companies		\$ 18,615	27.8%
Small Companies/Other		\$ 2,512	3.7%
Single Local Tax Rate (SLT)		\$ 55	0.1%
Total		\$ 67,015	100.0%

Industry Segment Collections Trend - YoY % Chg

SEGMENT	Nov	Dec	Jan	Feb	Mar	Apr
Retail Trade	0%	0%	0%	0%	0%	0%
Admin, Support, Waste Mgmt	0%	0%	0%	0%	0%	3%
Telecom	0%	0%	0%	0%	0%	0%
Construction	0%	0%	0%	0%	0%	0%
Manufacturing	0%	0%	0%	0%	0%	0%
All Others	0%	0%	0%	0%	0%	0%
Total Collections	0.0%	0.0%	0.0%	0.0%	0.0%	0.0%

Sales Tax Collections by Industry Segment

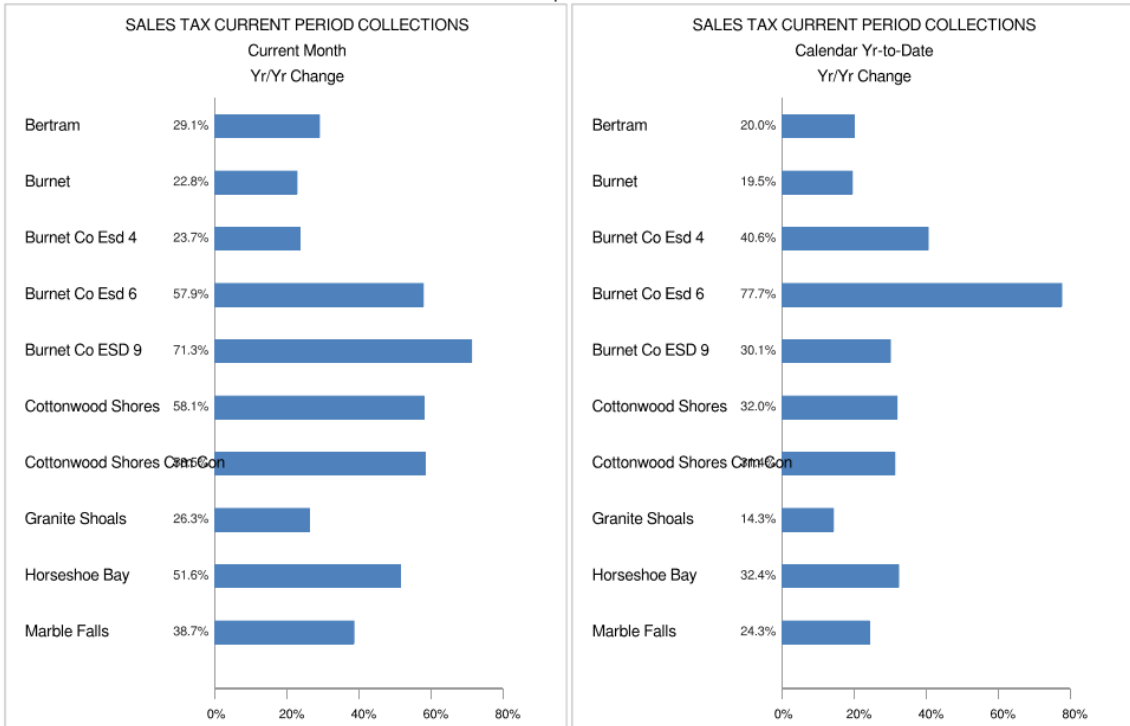


© 2022 All Rights Reserved

Data Source: Texas Comptroller of Public Accounts



SALES TAX TREND
 BURNET COUNTY
 Apr-22



Data: Texas Comptroller of Public Accounts

Copyright © 2022 All Rights Reserved All Rights Reserved

Hdl Companies