



BURNET COUNTY EMERGENCY SERVICES DISTRICT NO. 2
P.O. Box 249
Buchanan Dam, Texas 78609-0249

Minutes (Official) – August 17, 2023

1. (AI)¹ Call meeting to order.

(AD)²At 10:00 a.m., August 17, 2023 the Regular Meeting for the Board of Emergency Service Commissioners of Burnet County Emergency Services District No. 2 was called to order by President Richard Bremer at the Cassie Volunteer Fire Department, 3900 RR 690, Burnet, Texas 78611. Notice of this meeting (Enclosure 1) had been previously posted at the Burnet County Courthouse and the Cassie VFD website (www.cassievfd.com), in compliance with the provisions of Chapter 551, Texas Government Code.

2. (AI) Establish a quorum.

(AD) Board member in attendance were:

Richard Bremer

Jodeen Lee

John Call

Sharon Barclay

Absent- Robbie Cheatham

Commissioner Bremer confirmed a quorum was present.

3. (AI) Pledge of Allegiance

(AD) The quorum having been established, the Pledge of Allegiance to the United States was rendered with appropriate honors.

¹ AI – Agenda Item

² AD – Action and/or Discussion by BCESD-2Commissioners

4. (AI) Invocation

(AD) The Invocation was offered by Commissioner Bremer.

5. (AI) Welcome guests

*(AD) Commissioner Bremer welcomed to the meeting:
CVFD Chief Derrick Curtis*

6. (AI) Comments from the Board and Public not scheduled on the agenda may speak, however no action can be taken on these items and the Board will not debate the comments at this meeting. Comments regarding specific agenda items should occur when the item is called. There is a 2-minute speaking limit.

(AD) Commissioner Bremer opened the floor for comments; no comments were offered.

7. (AI) Accept minutes from the July 12, 2023 meeting.

(AD) Commissioner Bremer called for corrections to the July 12, 2023 Meeting Minutes; with no additional changes the Minutes were accepted as presented.

8. (AI) ESD #2 Treasurer Report

(AD) Commissioner Lee gave the ESD Treasurer's Report for July 2023.

*Balances – Checking: \$60,970.75
 Sales Tax: \$77,220.78
 Texas Class Sales Tax: \$359,623.50
 Texas Class Investment Acct: \$100,685.79
 Total Assets: \$598,500.32

 Total Income: \$11,689.48
 Expenses: \$57,507.65
 Net: (-)\$45,818.17*

*YTD Actual \$467,456.31
Budget \$440,470.00
\$ Over Budget \$26,998.31*

YTD Expenses \$244,112.17
Budget \$440,470.00
\$ Over Budget (-)\$196,357.83
Net Income \$223,346.14 (Enclosure 2)

Commissioner Bremer called for questions or comments for the Treasurer's Report; with no further questions, the report was accepted as presented.

9. (AI) Discussion and/or action regarding the disbursement of funds

(AD) Commissioner Bremer asked for any anticipated items regarding upcoming expenses. Commissioner Lee reported nothing submitted for the month.

10. (AI) Report from the Cassie Volunteer Fire Department.

A. Report of VFD

- 1. Number of calls.**
- 2. Training, etc.**
- 3. Other department activity or concerns.**

B. Cassie VFD Financial Report

C. Capital Expenditures

(AD) A. Chief Curtis gave the report on CVFD activity for the month of July. CVFD responded to 19 calls –8 EMS/11 Fire/Other. Mutual Aid – 11 given, 0 received. There were 2 overlapping calls. Average response time for July was 9.42 minutes; In-District calls 4.76, M-F 2.89, Out-of-District is 10.02. Average personnel per call for July was 5.9 (Enclosure 3)

Chief Curtis reported that there has been an increase in Wildfire related calls and that CVFD did respond to two structure fires during July. Chief Curtis reported that one member had completed his Emergency Medical Responder Course at TEEX. There is also another potential member that has a lot of experience; his membership will be determined at an upcoming meeting.

B. Chief Curtis provided the CVFD Treasurers Report for July 2023. There was a balance of \$89,891.12 in checking. Expenses for July were \$11,502.33, which included routine operational expenses. (Enclosure 4).

Chief Curtis provided the CVFD Account Report– current balance is \$98,683.64. Chief Curtis stated that upcoming expenses will be for an evaporative cooler purchased by the FD. (Enclosure 5).

11. (AI) Review the Service Provider Contract for presentation to Cassie VFD for their review and signatures in September.

(AD) Commissioner Bremer called for questions and review of the Service Provider Contract that will be presented to CVFD at the September meeting. Commissioner Bremer discussed some items that are under review and may be changed. These items include:

- Date change of CVFD Inventory to ESD*
- Increase in Capital amount to \$2500.*
- Attaching a Service Area map to the contract*
- Changing verbiage to include community education.*

Commissioner Barclay further asked questions related to the expectation for CVFD to exclusively fund Mutual Aid, SOP for members, documentation of members vehicle insurance, grant reimbursement and application, and development of performance evaluation, and education plan and goals for members. Commissioner Bremer stated he would discuss these questions with Mr. Campbell.

Commissioner Barclay also asked about setting a standard of Emergency Medical training in addition to Fire Training as the ESD has a far higher ratio of medical to fire. Chief Curtis stated that this was in the Department's goals.

12. (AI) Report from the Joint Task Force concerning the 5-year plan.

(AD) Commissioner Bremer reported that there had been no meetings in July.

13 (AI) Update, discussion and/or action concerning the contract with Martinez Architects for the new Apparatus Bay building.

(AD) Commissioner Bremer presented the contract for approval with Martinez Architects and called for discussion. Commissioner Barclay asked that whenever Burnet County ESD #2 was used, as it was a legal contract that the legal name of Burnet County Emergency Services District No. 2 be replaced. There was no further discussion.

Commissioner Lee made a motion to accept the contract with Martinez Architects. Commissioner Call seconded. The motion passed unanimously.

14. (AI) Administrative update of the Sales Tax Program for ESD #2 including update on reports from HdL.

(AD) Commissioner Barclay presented a summary of the Sales Tax income received from the HdL reports for July and August. In July, Sales Tax received was \$8779 which was a 39.5%

increase year-over-year. August was \$9518, which was a 13.4% increase year-over-year. She also reported that there had been no further information regarding the queries she had made. (Enclosure 6)

Chief Curtis reported anticipated income following the Solar Event and the potential for more venues in the area.

15. (AI) Discussion and/or action on the adoption of the BCESD 2 budget for FY 2023-2024.

(AD) Commissioner Lee presented the final budget calculations following the Tax Assessors report. The budget has been amended; there were no further changes. (Enclosure 7)

Commissioner Barclay moved to approve the FY2023-24 Budget of \$517,527.67. Commissioner Call seconded the motion. The vote was unanimous.

16. (AI) Discussion and/or action on setting the tax rate for 2024 at \$.10 per \$100 of valuation

(AD) Commissioner Bremer brought forth discussion regarding setting the Tax Rate for 2024. There was discussion related to the required verbiage of the motion. While the discussion that the actual tax rate is not being adjusted, the property values have increased, thus, this will increase the amount received. Amounts that were calculated were provided by the Tax Assessor.

Commissioner Barclay stated, "I move that the property tax rate be increased by the adoption of a tax rate of 10 cents on the \$100 of property valuation, which is effectively a 7.53 percent increase in the tax rate." Commissioner Lee seconded the motion.

Commissioner Bremer – Aye
Commissioner Lee – Aye
Commissioner Call - Aye
Commissioner Barclay – Aye

Commissioner Cheatham – Absent

The motion carried. Commissioner Barclay will make the appropriate notification to the Chief Appraiser at the Burnet Central Appraisal District. (Enclosure 8)

17. (AI) Discussion and/or action concerning the Letters of Engagement from Oliver, Rainey, and Wojtek (formerly Tabor and Burnett) for FY 2023-2024.

(AD) Commissioner Bremer discussed beginning the process for submitting a Letter of Engagement with Oliver, Rainey, and Wojtek for the 2023 Audits. There was some discussion regarding the availability of firm selections in the area; Commissioner Lee will investigate options after this year.

Commissioner Barclay made the motion to pursue Letters of Engagement with Oliver, Rainey, and Wojtek for the 2023 Audits. Commissioner Call seconded. The motion carried unanimously.

18. (AI) Calendar of events for September 2023. (Bremer)

- A. Approve Capital Expenditures, if applicable.**
- B. Approve and sign Service Provider Contract**
- C. Assign and monitor 1295 Contact numbers for each ESD 2 Service Provider.**
- D. Schedule annual audits for ESD 2 and CVFD with selected CPA firm.**

(AD) Commissioner Bremer presented upcoming Agenda items for the September 2023 meeting.

19. (AD) Next meeting, at 10:00 AM on Thursday, September 21, 2023, at the Cassie VFD Station.

(AD) Commissioner Bremer presented that the next meeting will be held on Thursday, September 21, 2023 at the Cassie VFD.

20. (AI) Adjourn

(AD) With no additional business, the Burnet County Emergency Services District No. 2 August 17, 2023 Meeting was adjourned at 11:01 a.m.

Sharon K. Barclay

Sharon K. Barclay
Secretary
Emergency Services District No. 2
Burnet County
August 17, 2023

Richard Bremer/Robbie Cheatham
President/Vice President
Emergency Services District No. 2
Burnet County
August 17, 2023



**BURNET COUNTY EMERGENCY SERVICES DISTRICT #2
P.O. BOX 249
BUCHANAN DAM, TEXAS 78609-0249
NOTICE OF REGULAR MEETING**

In compliance with the provisions of Chapter 551, Texas Government Code, notice is hereby given of a Regular Meeting of the Board of Emergency Services Commissioners of Burnet County Emergency Services District #2, to be held on Thursday, August 17, 2023, at 10:00 a.m. at the Cassie VFD Station located at 3900 RR 690, Burnet, Texas, 78611. This agenda is posted in the Burnet County Courthouse and on the cassievfd.com website.

The following agenda items will be discussed, considered and action taken as appropriate:

AGENDA

1. Call meeting to order. (Bremer)
2. Establish a quorum. (Bremer)
3. Pledge of Allegiance. (Bremer)
4. Invocation. (Bremer)
5. Welcome guests. (Bremer)
6. Comments from the Board and Public not scheduled on the agenda may speak, however no action can be taken on these items and the Board will not debate the comments at this meeting. Comments regarding specific agenda items should occur when the item is called. There is a 2-minute speaking limit.
7. Accept minutes from the July 12, 2023, meeting. (Bremer)
8. ESD #2 Treasurer Report. (Lee)
9. Discussion and/or action regarding the disbursement of funds. (Lee)
10. Report from the Cassie Volunteer Fire Department.
 - A. Report of VFD Chief Curtis
 1. Number of calls.
 2. Training, etc.
 3. Other department activity or concerns.
 - B. Cassie VFD Financial Report (L. Schneider)
 - C. Discussion and/or approval of Capital Expenditures for Cassie VFD, if applicable. (Curtis)
11. Review the Service Provider Contract for presentation to Cassie VFD for their review and signatures in September.



BURNET COUNTY EMERGENCY SERVICES DISTRICT #2
P. O. BOX 249
BUCHANAN DAM, TEXAS 78609-0249

12. Report from the Joint Task Force concerning the 5-year plan. (Bremer/Curtis)
13. Update, discussion and/or action concerning the contract with Martinez Architects for the new apparatus bay building. (Bremer/Curtis)
14. Administrative update of the Sales Tax Program for ESD #2 including update on reports from Hdl. (Barclay)
15. Discussion and/or action on the adoption of the BC ESD 2 budget for FY 2023-2024.
16. Discussion and/or action on setting the tax rate for 2024 at \$.10 per \$100 of valuation.
17. Discussion and/or action concerning the Letters of Engagement from Oliver, Rainey, and Wojtek (formerly Tabor and Burnett) for FY 2023-2024.
18. Calendar of events for September 2023. (Bremer)
 - A. Approve Capital Expenditures, if applicable.
 - B. Approve and sign Service Provider Contract
 - C. Assign and monitor 1295 Contact numbers for each ESD 2 Service Provider.
 - D. Schedule annual audits for ESD 2 and CVFD with selected CPA firm.
19. Next meeting, at 10:00 AM on Thursday, September 21, 2023.
20. Adjourn

Richard Bremer, President

10:26 AM
08/04/23
Cash Basis

Burnet County Emergency Services District #2
Balance Sheet
As of July 31, 2023

	<u>Jul 31, 23</u>
ASSETS	
Current Assets	
Checking/Savings	
First State Bank of Burnet	60,970.25
FSB of Burnet-Sales Tax	77,220.78
Texas Class Invest - Operating	359,623.50
Texas Class Invest - Sales Tax	100,685.79
Total Checking/Savings	<u>598,500.32</u>
Total Current Assets	<u>598,500.32</u>
TOTAL ASSETS	<u>598,500.32</u>
LIABILITIES & EQUITY	
Equity	
Unrestricted Net Assets	375,154.18
Net Income	<u>223,346.14</u>
Total Equity	<u>598,500.32</u>
TOTAL LIABILITIES & EQUITY	<u>598,500.32</u>

10:25 AM
 08/04/23
 Cash Basis

Burnet County Emergency Services District #2
Profit & Loss Detail
 July 2023

Type	Date	Num	Name	Memo	Paid Amount
Income					
Government Contracts					
Local Government Contracts					
Deposit	07/07/2023	auto	Burnet County Appr...	6/16 - 6/30/23	97.56
Deposit	07/20/2023	auto	Burnet County Appr...	7/1 - 7/15/23	939.25
Total Local Government Contracts					1,036.81
Sales Tax Revenue					
Deposit	07/14/2023	auto	Texas Comptroller	Sales tax endi...	8,779.36
Total Sales Tax Revenue					8,779.36
Total Government Contracts					9,816.17
Interest Earned					
Deposit	07/31/2023			Interest	10.37
Deposit	07/31/2023			Interest	15.21
Total Interest Earned					25.58
Investments					
Interest-Investments					
Deposit	07/31/2023			Interest	454.20
Deposit	07/31/2023			Interest	1,393.53
Total Interest-Investments					1,847.73
Total Investments					1,847.73
Total Income					11,689.48
Expense					
Contract Services					
Cassie Volunteer Fire Dept					
Check	07/20/2023	1508	Cassie VFD	4th qtr pmt	56,375.25
Total Cassie Volunteer Fire Dept					56,375.25
Outside Contract Services					
Burnet Co. Appraisal Dist.					
Tax Collection Legal Fees					
Deposit	07/20/2023	auto	Burnet County Appr...	7/1 - 7/15/23	9.34
Total Tax Collection Legal Fees					9.34
Total Burnet Co. Appraisal Dist.					9.34
Total Outside Contract Services					9.34
Total Contract Services					56,384.59
Operations					
computer expense					
Check	07/20/2023	1509	Sharon Barclay	2 HP laptops, ...	1,123.06
Total computer expense					1,123.06
Total Operations					1,123.06
Total Expense					57,507.65
Net Income					-45,818.17

10:29 AM

08/04/23

Cash Basis

Burnet County Emergency Services District #2
Profit & Loss Budget vs. Actual
October 2022 through July 2023

	Oct '22 - Jul 23	Budget	\$ Over Budget
Income			
Government Contracts			
Local Government Contracts	378,810.35	359,410.00	19,400.35
Sales Tax Revenue	85,453.05	80,000.00	5,453.05
Total Government Contracts	464,263.40	439,410.00	24,853.40
Interest Earned	240.12	90.00	150.12
Investments			
Interest-Investments	2,954.79	800.00	2,154.79
Total Investments	2,954.79	800.00	2,154.79
Refund	0.00	170.00	-170.00
Total Income	467,458.31	440,470.00	26,988.31
Expense			
Capital Reserve	0.00	105,015.00	-105,015.00
Contract Services			
Accounting Fees	7,700.00	7,700.00	0.00
Cassie Volunteer Fire Dept	225,501.00	225,501.00	0.00
Insurance-Liability & D.O.	0.00	1,730.00	-1,730.00
Insurance-Workers Compensation	162.18	395.00	-232.82
Legal Fees	100.00	2,500.00	-2,400.00
Outside Contract Services			
Burnet Co. Appraisal Dist.			
Tax Collection Legal Fees	119.65		
Burnet Co. Appraisal Dist. - Other	3,987.27	4,810.00	-822.73
Total Burnet Co. Appraisal Dist.	4,106.92	4,810.00	-703.08
Total Outside Contract Services	4,106.92	4,810.00	-703.08
Total Contract Services	237,570.10	242,636.00	-5,065.90
Operations			
computer expense	1,123.06		
Newspaper Advertisement	0.00	100.00	-100.00
Postage, Mail Service	146.00	244.00	-98.00
Supplies	54.54		
Total Operations	1,323.60	344.00	979.60
Other Types of Expenses			
Memberships and Dues	275.00	275.00	0.00
Other Costs	0.00	6,600.00	-6,600.00
Total Other Types of Expenses	275.00	6,875.00	-6,600.00
Sales Tax Expenditures-Cap Exp	4,150.00	80,000.00	-75,850.00
Travel and Meetings			
Conference, Convention, Meeting	649.20	5,000.00	-4,350.80
Travel	144.27	600.00	-455.73
Total Travel and Meetings	793.47	5,600.00	-4,806.53
Total Expense	244,112.17	440,470.00	-196,357.83
Net Income	223,346.14	0.00	223,346.14

Cassie VFD/ Burnet ESD 2

Burnet, TX

This report was generated on 8/8/2023 2:05:07 PM



Incident Statistics

Zone(s): All Zones | Start Date: 07/01/2023 | End Date: 07/31/2023

INCIDENT COUNT			
INCIDENT TYPE		# INCIDENTS	
EMS		8	
FIRE		11	
TOTAL		19	
TOTAL TRANSPORTS (N2 and N3)			
APPARATUS	# of APPARATUS TRANSPORTS	# of PATIENT TRANSPORTS	TOTAL # of PATIENT CONTACTS
4490	0	0	1
C-60	0	0	4
TOTAL	0	0	5
PRE-INCIDENT VALUE		LOSSES	
\$0.00		\$0.00	
CO CHECKS			
TOTAL			
MUTUAL AID			
Aid Type		Total	
Aid Given		11	
OVERLAPPING CALLS			
# OVERLAPPING		% OVERLAPPING	
2		10.53	
LIGHTS AND SIREN - AVERAGE RESPONSE TIME (Dispatch to Arrival)			
Station	EMS	FIRE	
Cassie VFD-Elms Station	0:07:24	0:20:57	
AVERAGE FOR ALL CALLS		0:14:02	
LIGHTS AND SIREN - AVERAGE TURNOUT TIME (Dispatch to Enroute)			
Station	EMS	FIRE	
Cassie VFD-Elms Station	0:01:08	0:06:26	
AVERAGE FOR ALL CALLS		0:03:35	
AGENCY		AVERAGE TIME ON SCENE (MM:SS)	
Cassie VFD/ Burnet ESD 2		96:36	

Only Reviewed Incidents included. EMS for Incident counts includes only 300 to 399 Incident Types. All other incident types are counted as FIRE. CO Checks only includes Incident Types: 424, 736 and 734. # Apparatus Transports = # of incidents where apparatus transported. # Patient Transports = All patients transported by EMS. # Patient Contacts = # of PCR contacted by apparatus. This report now returns both NEMSIS 2 & 3 data as appropriate. For overlapping calls that span over multiple days, total per month will not equal Total count for year.



Cassie VFD/ Burnet ESD 2

Burnet, TX

This report was generated on 8/8/2023 2:05:55 PM



Incident Statistics

Zone(s): All Zones | Start Date: 01/01/2023 | End Date: 07/31/2023

INCIDENT COUNT			
INCIDENT TYPE		# INCIDENTS	
EMS		72	
FIRE		36	
TOTAL		108	
TOTAL TRANSPORTS (N2 and N3)			
APPARATUS	# of APPARATUS TRANSPORTS	# of PATIENT TRANSPORTS	TOTAL # of PATIENT CONTACTS
4490	0	0	2
C-60	0	0	26
TOTAL	0	0	28
PRE-INCIDENT VALUE		LOSSES	
\$0.00		\$0.00	
CO CHECKS			
TOTAL			
MUTUAL AID			
Aid Type		Total	
Aid Given		37	
Aid Received		4	
OVERLAPPING CALLS			
# OVERLAPPING		% OVERLAPPING	
2		1.85	
LIGHTS AND SIREN - AVERAGE RESPONSE TIME (Dispatch to Arrival)			
Station	EMS	FIRE	
Cassie VFD-Elms Station	0:07:41	0:19:29	
AVERAGE FOR ALL CALLS		0:09:59	
LIGHTS AND SIREN - AVERAGE TURNOUT TIME (Dispatch to Enroute)			
Station	EMS	FIRE	
Cassie VFD-Elms Station	0:01:27	0:04:39	
AVERAGE FOR ALL CALLS		0:01:59	
AGENCY	AVERAGE TIME ON SCENE (MM:SS)		
Cassie VFD/ Burnet ESD 2	46:28		

Only Reviewed Incidents included. EMS for Incident counts includes only 300 to 399 Incident Types. All other incident types are counted as FIRE. CO Checks only includes Incident Types: 424, 736 and 734. # Apparatus Transports = # of incidents where apparatus transported. # Patient Transports = All patients transported by EMS. # Patient Contacts = # of PCR contacted by apparatus. This report now returns both NEMSIS 2 & 3 data as appropriate. For overlapping calls that span over multiple days, total per month will not equal Total count for year.



Cassie VFD/ Burnet ESD 2

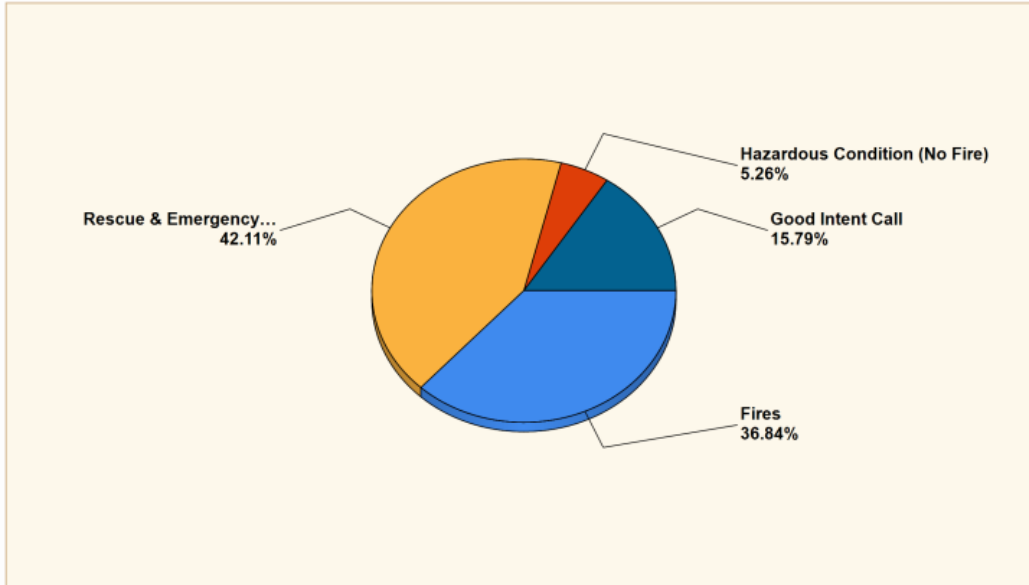
Burnet, TX

This report was generated on 8/8/2023 2:06:22 PM



Breakdown by Major Incident Types for Date Range

Zone(s): All Zones | Start Date: 07/01/2023 | End Date: 07/31/2023



MAJOR INCIDENT TYPE	# INCIDENTS	% of TOTAL
Fires	7	36.84%
Rescue & Emergency Medical Service	8	42.11%
Hazardous Condition (No Fire)	1	5.26%
Good Intent Call	3	15.79%
TOTAL	19	100%

Detailed Breakdown by Incident Type		
INCIDENT TYPE	# INCIDENTS	% of TOTAL
111 - Building fire	1	5.26%
121 - Fire in mobile home used as fixed residence	2	10.53%
131 - Passenger vehicle fire	1	5.26%
141 - Forest, woods or wildland fire	1	5.26%
142 - Brush or brush-and-grass mixture fire	1	5.26%
143 - Grass fire	1	5.26%
321 - EMS call, excluding vehicle accident with injury	7	36.84%
341 - Search for person on land	1	5.26%
411 - Gasoline or other flammable liquid spill	1	5.26%
611 - Dispatched & cancelled en route	3	15.79%
TOTAL INCIDENTS:	19	100%

Only REVIEWED and/or LOCKED IMPORTED incidents are included. Summary results for a major incident type are not displayed if the count is zero.



Cassie VFD/ Burnet ESD 2

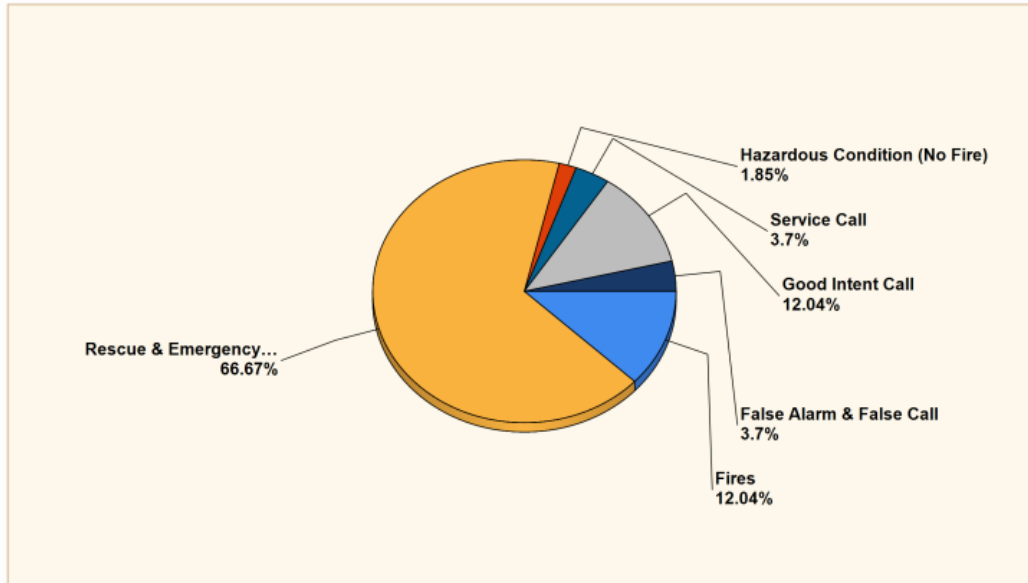
Burnet, TX

This report was generated on 8/8/2023 2:06:44 PM



Breakdown by Major Incident Types for Date Range

Zone(s): All Zones | Start Date: 01/01/2023 | End Date: 07/31/2023



MAJOR INCIDENT TYPE	# INCIDENTS	% of TOTAL
Fires	13	12.04%
Rescue & Emergency Medical Service	72	66.67%
Hazardous Condition (No Fire)	2	1.85%
Service Call	4	3.7%
Good Intent Call	13	12.04%
False Alarm & False Call	4	3.7%
TOTAL	108	100%

Only REVIEWED and/or LOCKED IMPORTED incidents are included. Summary results for a major incident type are not displayed if the count is zero.



Detailed Breakdown by Incident Type		
INCIDENT TYPE	# INCIDENTS	% of TOTAL
111 - Building fire	1	0.93%
121 - Fire in mobile home used as fixed residence	2	1.85%
131 - Passenger vehicle fire	1	0.93%
141 - Forest, woods or wildland fire	1	0.93%
142 - Brush or brush-and-grass mixture fire	4	3.7%
143 - Grass fire	4	3.7%
311 - Medical assist, assist EMS crew	9	8.33%
321 - EMS call, excluding vehicle accident with injury	44	40.74%
322 - Motor vehicle accident with injuries	9	8.33%
324 - Motor vehicle accident with no injuries.	3	2.78%
341 - Search for person on land	1	0.93%
342 - Search for person in water	1	0.93%
361 - Swimming/recreational water areas rescue	1	0.93%
365 - Watercraft rescue	4	3.7%
411 - Gasoline or other flammable liquid spill	1	0.93%
445 - Arcing, shorted electrical equipment	1	0.93%
542 - Animal rescue	1	0.93%
551 - Assist police or other governmental agency	2	1.85%
561 - Unauthorized burning	1	0.93%
611 - Dispatched & cancelled en route	13	12.04%
700 - False alarm or false call, other	2	1.85%
743 - Smoke detector activation, no fire - unintentional	2	1.85%
TOTAL INCIDENTS:	108	100%

Only REVIEWED and/or LOCKED IMPORTED incidents are included. Summary results for a major incident type are not displayed if the count is zero.

Cassie VFD/ Burnet ESD 2

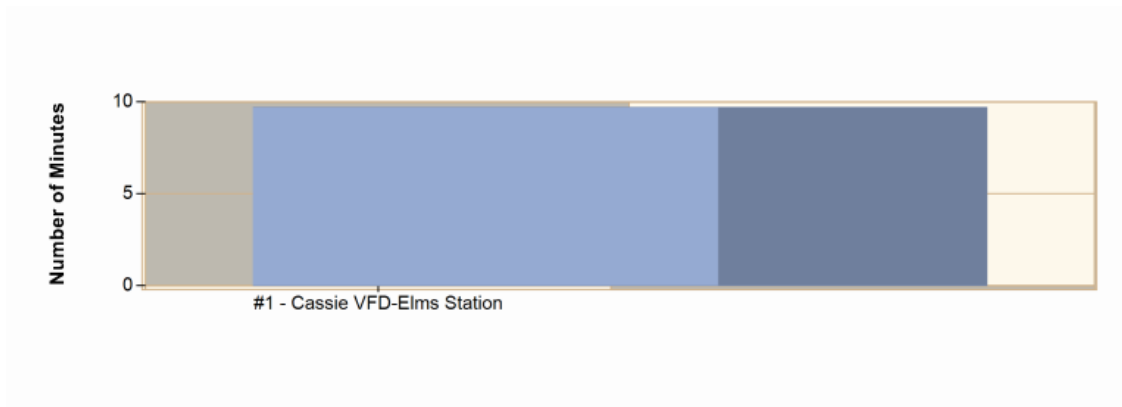
Burnet, TX

This report was generated on 8/8/2023 2:07:09 PM



Average Response Time per Station for Date Range

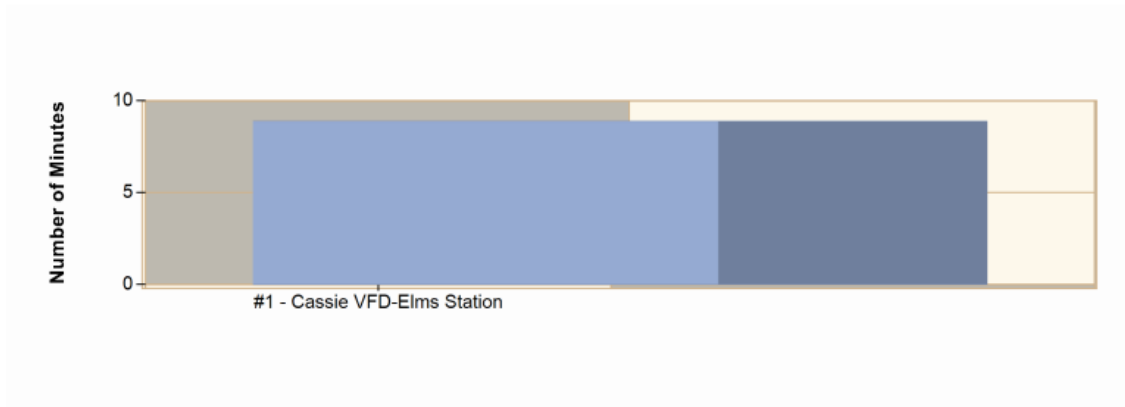
Start Date: 07/01/2023 | End Date: 07/31/2023



STATION	AVERAGE RESPONSE MM:SS (Dispatch to Arrived)
#1 - Cassie VFD-Elms Station	9:42

Average Response Time per Station for Date Range

Start Date: 01/01/2023 | End Date: 07/31/2023



STATION	AVERAGE RESPONSE MM:SS (Dispatch to Arrived)
#1 - Cassie VFD-Elms Station	8:53

AVERAGE RESPONSE TIME calculated from the average time difference between DISPATCH and ARRIVED times on Basic Info 4. Only REVIEWED incidents included.



Cassie VFD/ Burnet ESD 2

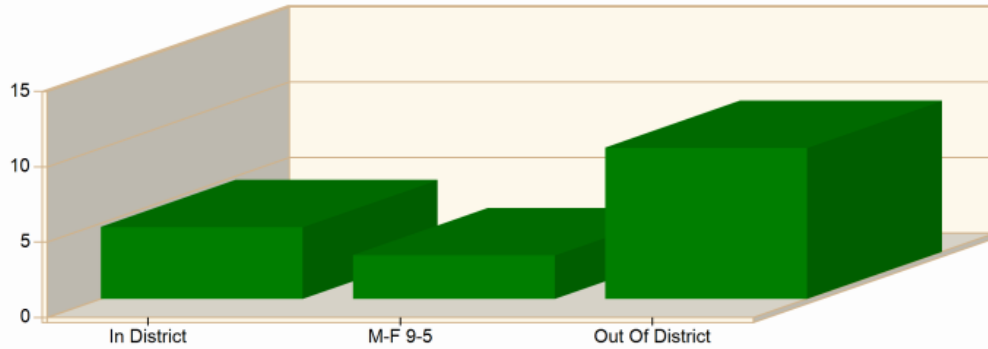
Burnet, TX

This report was generated on 8/8/2023 2:07:41 PM



Incident Average Response Time per Shift for Date Range

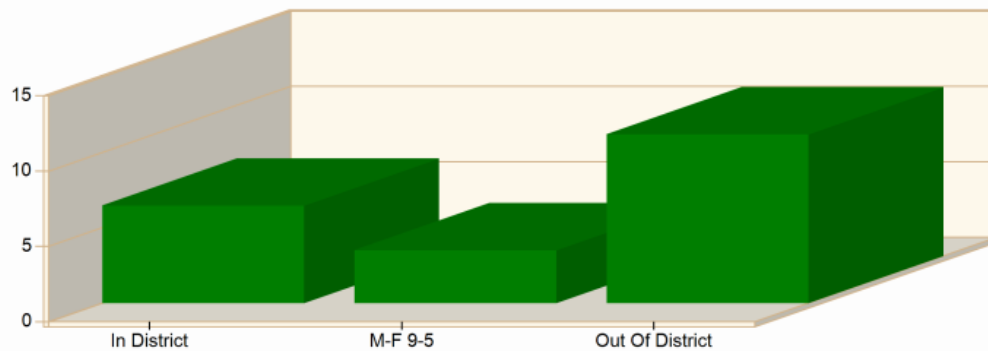
Start Date: 07/01/2023 | End Date: 07/31/2023



SHIFT	AVERAGE RESPONSE TIME (min) (Dispatch to Arrived)	CALLS
In District	4.76	5
M-F 9-5	2.89	2
Out Of District	10.02	10
Total Number of Calls:		17

Incident Average Response Time per Shift for Date Range

Start Date: 01/01/2023 | End Date: 07/31/2023



SHIFT	AVERAGE RESPONSE TIME (min) (Dispatch to Arrived)	CALLS
In District	6.47	46
M-F 9-5	3.51	22
Out Of District	11.20	31
Total Number of Calls:		99

Cassie VFD/ Burnet ESD 2

Burnet, TX

This report was generated on 8/8/2023 2:08:17 PM



Personnel Count per Incident for Date Range

Start Date: 07/01/2023 | End Date: 07/31/2023

INCIDENT NUMBER	DATE	INCIDENT TYPE	FDID	NUMBER OF PEOPLE		
				ON APPARATUS	NOT ON APPARATUS	TOTAL
2023-2300090	7/3/2023 15:43:43	411 - Gasoline or other flammable liquid spill	BP208	4	1	5
2023-2300091	7/4/2023 10:28:03	321 - EMS call, excluding vehicle accident with injury	BP208	3	7	10
2023-2300092	7/5/2023 17:05:09	611 - Dispatched & cancelled en route	BP208	5	3	8
2023-2300093	7/7/2023 01:28:39	321 - EMS call, excluding vehicle accident with injury	BP208	3	1	4
2023-2300094	7/7/2023 18:34:10	321 - EMS call, excluding vehicle accident with injury	BP208	5	1	6
2023-2300095	7/8/2023 12:01:41	121 - EMS call, excluding vehicle accident with injury	BP208	5	1	6
2023-2300096	7/11/2023 06:44:50	121 - Fire in mobile home used as fixed residence	BP208	4	2	6
2023-2300097	7/11/2023 11:00:08	321 - EMS call, excluding vehicle accident with injury	BP208	2	4	6
2023-2300098	7/13/2023 13:56:08	141 - Forest, woods or wildland fire	BP208	4	4	8
2023-2300099	7/16/2023 13:03:53	121 - Fire in mobile home used as fixed residence	BP208	5	3	8
2023-2300100	7/17/2023 20:26:48	111 - Building fire	BP208	5	2	7
2023-2300101	7/23/2023 19:59:33	142 - Brush or brush-and-grass mixture fire	BP208	5	2	7
2023-2300102	7/23/2023 21:03:41	611 - Dispatched & cancelled en route	BP208	1	1	2
2023-2300103	7/24/2023 15:00:31	321 - EMS call, excluding vehicle accident with injury	BP208	4	0	4
2023-2300104	7/25/2023 16:19:35	131 - Passenger vehicle fire	BP208	5	0	5
2023-2300105	7/25/2023 18:48:47	143 - Grass fire	BP208	1	5	6
2023-2300106	7/30/2023 11:21:27	611 - Dispatched & cancelled en route	BP208	4	1	5
2023-2300107	7/31/2023 07:46:36	321 - EMS call, excluding vehicle accident with injury	BP208	2	0	2
2023-2300108	7/31/2023 14:49:57	341 - Search for person on land	BP208	6	1	7

TOTAL # OF INCIDENTS: 19

AVERAGES:

3.8

2.1

5.9

Personnel Count per Incident for Date Range

Start Date: 01/01/2023 | End Date: 07/31/2023

TOTAL # OF INCIDENTS: 108

AVERAGES:

3.4

1.4

4.7

Only REVIEWED incidents included



emergencyreporting.com
Doc Id: 358
Page # 1 of 1

Cassie VFD/ Burnet ESD 2

Burnet, TX

This report was generated on 8/8/2023 2:11:15 PM



Incidents per Zone for Date Range

Start Date: 07/01/2023 | End Date: 07/31/2023

INCIDENT NUMBER	INCIDENT TYPE	DATE	LOCATION	APPARATUS
ZONE: 02 - Buena Vista				
2023-2300091	321 - EMS call, excluding vehicle accident with injury	07/04/2023	103 WILDFLOWER ST	4490,C-60
2023-2300093	321 - EMS call, excluding vehicle accident with injury	07/07/2023	119 CR 139B	4490,C-60
Total # Incidents for 02:				2
ZONE: 08 - Rocky Point				
2023-2300095	321 - EMS call, excluding vehicle accident with injury	07/08/2023	211 CR 142	4490,C-60
2023-2300107	321 - EMS call, excluding vehicle accident with injury	07/31/2023	600 CR 142	C-60
Total # Incidents for 08:				2
ZONE: 16 - West State Highway 29				
2023-2300090	411 - Gasoline or other flammable liquid spill	07/03/2023	10500 W Sh 29	B-50,B-51,C-60
2023-2300102	611 - Dispatched & cancelled en route	07/23/2023	W Sh 29	B-50
2023-2300105	143 - Grass fire	07/25/2023	W Sh 29	C-60
Total # Incidents for 16:				3
ZONE: 17 - FM 690				
2023-2300094	321 - EMS call, excluding vehicle accident with injury	07/07/2023	6204 FM 690	4490,B-50,C-60
Total # Incidents for 17:				1
ZONE: 27 - OOD-ELBVFD				
2023-2300100	111 - Building fire	07/17/2023	1404 CR 130	C-60,E-21,T-40
2023-2300104	131 - Passenger vehicle fire	07/25/2023	202 POINT LOOP	B-50,E-21
2023-2300106	611 - Dispatched & cancelled en route	07/30/2023	cr 138	C-60,E-21,RB-30
Total # Incidents for 27:				3
ZONE: 28 - OOD- Burnet VFD				
2023-2300092	611 - Dispatched & cancelled en route	07/05/2023	8400 S Hwy 281	B-51,T-40
Total # Incidents for 28:				1
ZONE: 30 - OOD- Hoover Valley VFD				
2023-2300096	121 - Fire in mobile home used as fixed residence	07/11/2023	1024 SENECA DR	E-21,T-40
2023-2300097	321 - EMS call, excluding vehicle accident with injury	07/11/2023	2131 LEGENDS PKY	E-21
2023-2300099	121 - Fire in mobile home used as fixed residence	07/16/2023	933 CR 118	E-20,E-21
2023-2300103	321 - EMS call, excluding vehicle accident with injury	07/24/2023	1002 IROQUOIS DR	B-50,C-60

Only REVIEWED incidents included. Archived Zones cannot be unarchived.

INCIDENT NUMBER	INCIDENT TYPE	DATE	LOCATION	APPARATUS
2023-2300108	341 - Search for person on land	07/31/2023	3630 Park Rd 4	B-50,B-51,C-60,UTV31

Total # Incidents for 30: 5

ZONE: 37 - OODOC- Llano County Buchanan Dam VFD

2023-2300101	142 - Brush or brush-and-grass mixture fire	07/23/2023	CR 301	B-51,C-60,T-40
--------------	---------------------------------------------	------------	--------	----------------

Total # Incidents for 37: 1

ZONE: 44 - OOCOOD- LLANO VFD

2023-2300098	141 - Forest, woods or wildland fire	07/13/2023	11451 E SH 71	B-51,T-40
--------------	--------------------------------------	------------	---------------	-----------

Total # Incidents for 44: 1

TOTAL # INCIDENTS: 19

Only REVIEWED incidents included. Archived Zones cannot be unarchived.

INCIDENT NUMBER	INCIDENT TYPE	DATE	LOCATION	APPARATUS
-----------------	---------------	------	----------	-----------

ZONE: 27 - OOD-ELBVFD				
2023-2300002	611 - Dispatched & cancelled en route	01/12/2023	10000 FM 2341	C-60
2023-2300007	551 - Assist police or other governmental agency	01/20/2023	200 Loma Vista	C-60
2023-2300083	611 - Dispatched & cancelled en route	06/18/2023	RR 2341	B-51
2023-2300100	111 - Building fire	07/17/2023	1404 CR 130	C-60,E-21,T-40
2023-2300104	131 - Passenger vehicle fire	07/25/2023	202 POINT LOOP	B-50,E-21
2023-2300106	611 - Dispatched & cancelled en route	07/30/2023	cr 138	C-60,E-21,RB-30

Total # Incidents for 27: 6

ZONE: 28 - OOD- Burnet VFD				
2023-2300017	611 - Dispatched & cancelled en route	02/06/2023	3175 CR 101	B-51,T-40
2023-2300026	321 - EMS call, excluding vehicle accident with injury	03/04/2023	6161 W Sh 29	C-60
2023-2300031	142 - Brush or brush-and-grass mixture fire	03/22/2023	3200 S US 281	B-50,B-51,T-40
2023-2300060	311 - Medical assist, assist EMS crew	05/10/2023	701 ROCKY HOLLOW DR	C-60
2023-2300092	611 - Dispatched & cancelled en route	07/05/2023	8400 S Hwy 281	B-51,T-40

Total # Incidents for 28: 5

ZONE: 29 - OOD- CI Burnet FD				
2023-2300013	611 - Dispatched & cancelled en route	01/31/2023	700 POSSUM TROT	T-40

Total # Incidents for 29: 1

ZONE: 30 - OOD- Hoover Valley VFD				
2023-2300006	611 - Dispatched & cancelled en route	01/19/2023	104 BLACK OAK LN	C-60
2023-2300022	311 - Medical assist, assist EMS crew	02/20/2023	6211 Park Rd 4	B-50,C-60
2023-2300023	324 - Motor vehicle accident with no injuries.	02/22/2023	6409 CR 116	C-60
2023-2300030	311 - Medical assist, assist EMS crew	03/21/2023	201 CR 134	C-60
2023-2300036	311 - Medical assist, assist EMS crew	03/31/2023	219 CR 118A	C-60
2023-2300041	561 - Unauthorized burning	04/04/2023	700 Apache dr	B-50
2023-2300058	445 - Arcing, shorted electrical equipment	05/09/2023	5900 FM 3509	E-21
2023-2300062	322 - Motor vehicle accident with injuries	05/11/2023	6704 Park Rd 4	B-51,C-60,E-20
2023-2300064	611 - Dispatched & cancelled en route	05/12/2023	930 Iroquois DR	4490
2023-2300074	322 - Motor vehicle accident with injuries	05/31/2023	6400 CR 116	C-60
2023-2300075	321 - EMS call, excluding vehicle accident with injury	06/01/2023	140 LOST TRL	B-51,C-60
2023-2300079	142 - Brush or brush-and-grass mixture fire	06/10/2023	260 CROWN LN	B-51,C-60,UTV31
2023-2300081	611 - Dispatched & cancelled en route	06/15/2023	335 shoals PKY	4490

Only REVIEWED incidents included. Archived Zones cannot be unarchived.



INCIDENT NUMBER	INCIDENT TYPE	DATE	LOCATION	APPARATUS
2023-2300096	121 - Fire in mobile home used as fixed residence	07/11/2023	1024 SENECA DR	E-21,T-40
2023-2300097	321 - EMS call, excluding vehicle accident with injury	07/11/2023	2131 LEGENDS PKY	E-21
2023-2300099	121 - Fire in mobile home used as fixed residence	07/16/2023	933 CR 118	E-20,E-21
2023-2300103	321 - EMS call, excluding vehicle accident with injury	07/24/2023	1002 IROQUOIS DR	B-50,C-60
2023-2300108	341 - Search for person on land	07/31/2023	3630 Park Rd 4	B-50,B-51,C-60,UTV31
Total # Incidents for 30:				18
ZONE: 36 - OOD- Spicewood VFD				
2023-2300001	611 - Dispatched & cancelled en route	01/04/2023	4323 E SH 71	B-51,T-40
2023-2300024	143 - Grass fire	02/23/2023	200 cedar mountain DR	B-50,T-40
Total # Incidents for 36:				2
ZONE: 37 - OODOC- Llano County Buchanan Dam VFD				
2023-2300042	322 - Motor vehicle accident with injuries	04/10/2023	W Sh 29	C-60,E-20
2023-2300084	361 - Swimming/recreational water areas rescue	06/19/2023	206 Forest DR	C-60
2023-2300101	142 - Brush or brush-and-grass mixture fire	07/23/2023	CR 301	B-51,C-60,T-40
Total # Incidents for 37:				3
ZONE: 39 - OOCOOD- LLANO COUNTY TOW VFD				
2023-2300070	342 - Search for person in water	05/20/2023	1510 parkway	C-60,RB-30
Total # Incidents for 39:				1
ZONE: 44 - OOCOOD- LLANO VFD				
2023-2300098	141 - Forest, woods or wildland fire	07/13/2023	11451 E SH 71	B-51,T-40
Total # Incidents for 44:				1
TOTAL # INCIDENTS:				108

Only REVIEWED incidents included. Archived Zones cannot be unarchived.

11:38 AM
08/07/23
Cash Basis

Cassie Volunteer Fire Department
Balance Sheet
As of July 31, 2023

	Jul 31, 23
ASSETS	
Current Assets	
Checking/Savings	
1010 · CASSIE VFD-ESD2	89,891.12
Total Checking/Savings	89,891.12
Total Current Assets	89,891.12
Fixed Assets	
1410 · Land	13,820.69
1420 · Furniture & Fixtures	10,438.09
1430 · Vehicles & Equipment	1,189,560.79
1440 · EMS Equipment	5,037.56
1450 · Communication Equipment	103,956.55
1460 · Buildings	123,895.61
1510 · Accumulated Depreciation	-1,058,463.72
Total Fixed Assets	388,245.57
Other Assets	
1090 · Transfers (In/Out)	70,000.00
Total Other Assets	70,000.00
TOTAL ASSETS	548,136.69
LIABILITIES & EQUITY	
Liabilities	
Current Liabilities	
Other Current Liabilities	
2010 · Employer & Emp. Payroll Tax	1,213.69
Total Other Current Liabilities	1,213.69
Total Current Liabilities	1,213.69
Total Liabilities	1,213.69
Equity	
3010 · Unrestricted Net Assets-Ret.Ern	469,600.34
Net Income	77,322.66
Total Equity	546,923.00
TOTAL LIABILITIES & EQUITY	548,136.69

12:06 PM
 08/07/23
 Cash Basis

**Cassie Volunteer Fire Department
 Profit & Loss Budget vs. Actual
 October 2022 through July 2023**

	Oct '22 - Jul 23	Budget	\$ Over Budget
Income			
4000 · Income			
4005 · ESD payments	225,501.00	225,501.00	0.00
4040 · FD Reimbursement	1,650.00		
4070 · ESD Reimbursement	2,815.00		
Total 4000 · Income	229,966.00	225,501.00	4,465.00
Total Income	229,966.00	225,501.00	4,465.00
Expense			
5000 · ADMINISTRATIVE			
5005 · Accounting	1,500.00	1,500.00	0.00
5010 · Legal Services	0.00	100.00	-100.00
5015 · Meetings	0.00	300.00	-300.00
5020 · Office Equipment/Maint.	152.38	258.00	-105.62
5025 · Office Supplies	869.70	1,000.00	-130.30
5030 · Printer Supplies	0.00	300.00	-300.00
5035 · Shipping/Postage/PO Box Rental	60.00	150.00	-90.00
5040 · Subscrptn/Dues/Membrshp/RecMgmt	5,050.81	5,000.00	50.81
5042 · Record Mgmt Systems-ER,PC,CAD	3,768.27	5,500.00	-1,731.73
5045 · Travel Allowance	0.00	100.00	-100.00
5050 · Uniforms (Caps and Shirts)	13.99	2,000.00	-1,986.01
5055 · Printing Services	0.00	100.00	-100.00
5060 · Banking/SftyDepBox/Chks/BkgdCks	20.00	100.00	-80.00
5065 · Finance Chgs/Late Fees/Sales Tx	40.00	0.00	40.00
5070 · Replen Petty Cash/Toll Charges	0.00	350.00	-350.00
5076 · RECRUITMENT & RETENTION	4,508.30	10,200.00	-5,691.70
5078 · Items to be reimbursed by ESD	1,650.00		
Total 5000 · ADMINISTRATIVE	17,633.45	26,958.00	-9,324.55
5200 · PAID POSITION			
5205 · Base Salary	50,769.18	60,000.00	-9,230.82
5215 · CVFD SS & Medicare Tax Match	3,883.88	4,590.00	-706.12
Total 5200 · PAID POSITION	54,653.06	64,590.00	-9,936.94
5300 · BUILDING AND GROUNDS			
5305 · Botanical Supplies	0.00	50.00	-50.00
5310 · Janitorial Supplies	54.41	200.00	-145.59
5320 · Repairs and Maintenance	920.04	1,500.00	-579.96
5325 · Furn&YardEquip Repl/Rep/New	2,031.64	1,000.00	1,031.64
5330 · Electrical Service	2,198.21	4,200.00	-2,001.79
5335 · Telephone Service	4,029.95	6,600.00	-2,570.05
Total 5300 · BUILDING AND GROUNDS	9,234.25	13,550.00	-4,315.75
5600 · COMMUNICATIONS			
5605 · Batteries, Clips, Acc.	1,578.76	500.00	1,078.76
5615 · Non-Warranty Repair	0.00	300.00	-300.00
5620 · Digital Radio and Pagers	0.00	500.00	-500.00
Total 5600 · COMMUNICATIONS	1,578.76	1,300.00	278.76
6600 · INSURANCE			
6605 · Building and Property	3,856.00	5,040.00	-1,184.00
6610 · Vehicle	8,480.00	10,752.00	-2,272.00
6615 · Personnel Coverage	14,227.42	14,000.00	227.42
Total 6600 · INSURANCE	26,563.42	29,792.00	-3,228.58

12:06 PM

08/07/23

Cash Basis

**Cassie Volunteer Fire Department
Profit & Loss Budget vs. Actual
October 2022 through July 2023**

	Oct '22 - Jul 23	Budget	\$ Over Budget
7000 · OPERATIONS			
7007 · CAD-Computer Aided Dispatch	0.00	5,500.00	-5,500.00
7010 · Fuel-Vehicle and Equipment	65.17	250.00	-184.83
7012 · Fuelman-Vehicles & Equipment	4,900.84	16,000.00	-11,099.16
7015 · Equipment Maint/Repr-Vendor	0.00	500.00	-500.00
7020 · Fire Extinguisher Test/Repr	145.00	300.00	-155.00
7025 · Fire Suppressant Supplies	0.00	5,000.00	-5,000.00
7030 · First Responder Supplies	1,290.59	4,500.00	-3,209.41
7035 · Ladder, Pump & Hose Testing	2,756.00	4,000.00	-1,244.00
7040 · Minor Tools	480.38	150.00	330.38
7045 · Veh/Epmt Lights-Decals-Safety	0.00	100.00	-100.00
7050 · Personal Protect Equip-PPE	6,461.42	4,000.00	2,461.42
7055 · PPE Testing/Cleaning/Repair	0.00	500.00	-500.00
7057 · Operations - Radio Service Fee	5,296.44	5,300.00	-3.56
7060 · Rehabilitation Supplies	416.34	500.00	-83.66
7065 · Rescue Equipment Maint/Repr	0.00	250.00	-250.00
7070 · SCBA Testing/Hydro/FaceMsk/Pack	0.00	2,500.00	-2,500.00
7072 · SCBA MAINTENANCE & REPAIR	0.00	500.00	-500.00
7075 · State Veh Safety Inspec&Regist	59.00	150.00	-91.00
7080 · Vehicle Maintenance/Repair	430.95	2,000.00	-1,569.05
7085 · Vehicle Maint/Repr(Vendor)	2,209.22	16,000.00	-13,790.78
7090 · Equipmt Replmt(Fire Fightg)	0.00	1,750.00	-1,750.00
7095 · Fire Fighting Equipmt - NEW	14,117.59	2,500.00	11,617.59
7096 · FIRE FIGHTING EQUIPMENT-MAINTEN	459.73	1,007.00	-547.27
7100 · Rescue Equipment - NEW	962.09	1,000.00	-37.91
7105 · Rescue Equipment - REPLMNT	0.00	200.00	-200.00
Total 7000 · OPERATIONS	40,050.76	74,457.00	-34,406.24
8000 · TRAINING			
8005 · AED, CPR, First Aid	0.00	454.00	-454.00
8020 · Training -VENDOR	2,329.06	7,000.00	-4,670.94
8022 · Training-Certification&Testing	118.10	1,000.00	-881.90
8025 · Per Diem Travel/Lodging	158.78	4,000.00	-3,841.22
8030 · Wildland	0.00	500.00	-500.00
8035 · Educational Supplies	0.00	600.00	-600.00
Total 8000 · TRAINING	2,605.94	13,554.00	-10,948.06
9000 · PUBLIC RELATIONS			
9005 · Educational Supplies	0.00	100.00	-100.00
9010 · Public Eductn/Relatn/Apprtn	0.00	500.00	-500.00
9015 · Shipping and Postage	0.00	100.00	-100.00
9020 · Printing	0.00	100.00	-100.00
9025 · Recognition/Thank You	323.70	500.00	-176.30
Total 9000 · PUBLIC RELATIONS	323.70	1,300.00	-976.30
Total Expense	152,643.34	225,501.00	-72,857.66
Net Income	77,322.66	0.00	77,322.66

12:01 PM
 08/07/23
 Cash Basis

Cassie Volunteer Fire Department
Profit & Loss by Class
 October 2022 through July 2023

	ESD	FD	FDE	TOTAL
Income				
4000 · Income				
4005 · ESD payments	159,836.00	0.00	65,665.00	225,501.00
4040 · FD Reimbursement	1,650.00	0.00	0.00	1,650.00
4070 · ESD Reimbursement	2,815.00	0.00	0.00	2,815.00
Total 4000 · Income	164,301.00	0.00	65,665.00	229,966.00
Total Income	164,301.00	0.00	65,665.00	229,966.00
Expense				
5000 · ADMINISTRATIVE				
5005 · Accounting	975.00	0.00	525.00	1,500.00
5020 · Office Equipment/Maint.	152.38	0.00	0.00	152.38
5025 · Office Supplies	869.70	0.00	0.00	869.70
5035 · Shipping/Postage/PO Box Rental	60.00	0.00	0.00	60.00
5040 · Subscrptn/Dues/Membrshp/RecMgmt	5,050.81	0.00	0.00	5,050.81
5042 · Record Mgmt Systems-ER,PC,CAD	3,768.27	0.00	0.00	3,768.27
5050 · Uniforms (Caps and Shirts)	13.99	0.00	0.00	13.99
5060 · Banking/SftyDepBox/Chks/BkgdCks	20.00	0.00	0.00	20.00
5065 · Finance Chgs/Late Fees/Sales Tx	40.00	0.00	0.00	40.00
5076 · RECRUITMENT & RETENTION	4,508.30	0.00	0.00	4,508.30
5078 · Items to be reimbursed by ESD	1,650.00	0.00	0.00	1,650.00
Total 5000 · ADMINISTRATIVE	17,108.45	0.00	525.00	17,633.45
5200 · PAID POSITION				
5205 · Base Salary	0.00	0.00	50,769.18	50,769.18
5215 · CVFD SS & Medicare Tax Match	0.00	0.00	3,883.88	3,883.88
Total 5200 · PAID POSITION	0.00	0.00	54,653.06	54,653.06
5300 · BUILDING AND GROUNDS				
5310 · Janitorial Supplies	54.41	0.00	0.00	54.41
5320 · Repairs and Maintenance	920.04	0.00	0.00	920.04
5325 · Furn&YardEquip Repl/Rep/New	2,031.64	0.00	0.00	2,031.64
5330 · Electrical Service	2,198.21	0.00	0.00	2,198.21
5335 · Telephone Service	4,029.95	0.00	0.00	4,029.95
Total 5300 · BUILDING AND GROUNDS	9,234.25	0.00	0.00	9,234.25
5600 · COMMUNICATIONS				
5605 · Batteries, Clips, Acc.	1,578.76	0.00	0.00	1,578.76
Total 5600 · COMMUNICATIONS	1,578.76	0.00	0.00	1,578.76
6600 · INSURANCE				
6605 · Building and Property	3,856.00	0.00	0.00	3,856.00
6610 · Vehicle	8,480.00	0.00	0.00	8,480.00
6615 · Personnel Coverage	14,227.42	0.00	0.00	14,227.42
Total 6600 · INSURANCE	26,563.42	0.00	0.00	26,563.42
7000 · OPERATIONS				
7010 · Fuel-Vehicle and Equipment	65.17	0.00	0.00	65.17
7012 · Fuelman-Vehicles & Equipment	4,900.84	0.00	0.00	4,900.84
7020 · Fire Extinguisher Test/Repr	145.00	0.00	0.00	145.00
7030 · First Responder Supplies	1,290.59	0.00	0.00	1,290.59
7035 · Ladder, Pump & Hose Testing	2,756.00	0.00	0.00	2,756.00
7040 · Minor Tools	480.38	0.00	0.00	480.38
7050 · Personal Protect Equip-PPE	6,461.42	0.00	0.00	6,461.42
7057 · Operations - Radio Service Fee	5,296.44	0.00	0.00	5,296.44
7060 · Rehabilitation Supplies	390.80	25.54	0.00	416.34
7075 · State Veh Safety Inspe&Regist	59.00	0.00	0.00	59.00
7080 · Vehicle Maintenance/Repair	430.95	0.00	0.00	430.95
7085 · Vehicle Maint/Repr(Vendor)	2,209.22	0.00	0.00	2,209.22
7095 · Fire Fighting Equipmt - NEW	14,117.59	0.00	0.00	14,117.59

12:01 PM
 08/07/23
 Cash Basis

**Cassie Volunteer Fire Department
 Profit & Loss by Class
 October 2022 through July 2023**

	ESD	FD	FDE	TOTAL
7096 · FIRE FIGHTING EQUIPMENT-MAINTEN	459.73	0.00	0.00	459.73
7100 · Rescue Equipment - NEW	962.09	0.00	0.00	962.09
Total 7000 · OPERATIONS	40,025.22	25.54	0.00	40,050.76
8000 · TRAINING				
8020 · Training -VENDOR	2,329.06	0.00	0.00	2,329.06
8022 · Training-Certification&Testing	118.10	0.00	0.00	118.10
8025 · Per Diem Travel/Lodging	158.78	0.00	0.00	158.78
Total 8000 · TRAINING	2,605.94	0.00	0.00	2,605.94
9000 · PUBLIC RELATIONS				
9025 · Recognition/Thank You	323.70	0.00	0.00	323.70
Total 9000 · PUBLIC RELATIONS	323.70	0.00	0.00	323.70
Total Expense	97,439.74	25.54	55,178.06	152,643.34
Net Income	66,861.26	-25.54	10,486.94	77,322.66

11:44 AM

08/07/23

Cash Basis

**Cassie Volunteer Fire Department
Profit & Loss Detail
July 2023**

Type	Date	Name	Memo	Class	Paid Amount
Income					
4000 - Income					
4005 - ESD payments					
Deposit	07/17/2023	BCESD#2	4th quarter distribution for fire protection service FY2022-2023	ESD	39,952.75
Deposit	07/17/2023	BCESD#2	4th quarter distribution for payroll FY2022-2023	FDE	16,422.50
Total 4005 - ESD payments					56,375.25
Total 4000 - Income					56,375.25
Total Income					56,375.25
Expense					
5000 - ADMINISTRATIVE					
5005 - Accounting					
Check	07/12/2023	Chase Card ...	Taber & Burnett--for install and updae company files to Quic...	ESD	300.00
Total 5005 - Accounting					300.00
5025 - Office Supplies					
Check	07/12/2023	Chase Card ...	Apple-icloud storage for reports	ESD	0.99
Check	07/12/2023	Chase Card ...	Office Epot-2-5 ream boxes of copy paper	ESD	63.98
Total 5025 - Office Supplies					64.97
5040 - Subscrptn/Dues/Membrshp/RecMgmt					
Check	07/12/2023	Chase Card ...	Active911-911 alerts on phones for personnel for one year - ...	ESD	335.00
Check	07/12/2023	Chase Card ...	YMCA-July membership for Sanchez-couple	ESD	55.00
Check	07/12/2023	Chase Card ...	YMCA- July membership for Herwig-senior couple	ESD	40.00
Check	07/12/2023	Chase Card ...	YMCA-July membership for Dupont-couple	ESD	55.00
Check	07/12/2023	Chase Card ...	YMCA-July membership for Lee-senior couple	ESD	40.00
Check	07/12/2023	Chase Card ...	YMCA -July membership for Rivera-single	ESD	38.00
Check	07/12/2023	Chase Card ...	YMCA-July membership for Curtis-family	ESD	65.00
Check	07/12/2023	Chase Card ...	YMCA-July membership for Kelley-family	ESD	65.00
Check	07/18/2023	Costco Memb...	#000111873153374-yearly membersip 9-1-2023--9-1-2024	ESD	60.00
Total 5040 - Subscrptn/Dues/Membrshp/RecMgmt					753.00
Total 5000 - ADMINISTRATIVE					1,117.97
5200 - PAID POSITION					
5205 - Base Salary					
Check	07/11/2023	Derrick R Curtis	Salary-payroll for period ending 7-14-23	FDE	2,307.69
Check	07/24/2023	Derrick R Curtis	Salary-payroll for period ending 7-28-2023	FDE	2,307.69
Total 5205 - Base Salary					4,615.38
5215 - CVFD SS & Medicare Tax Match					
Check	07/11/2023	Derrick R Curtis	payroll for period ending 7-14-23	FDE	176.54
Check	07/24/2023	Derrick R Curtis	payroll for period ending 7-28-2023	FDE	176.54
Total 5215 - CVFD SS & Medicare Tax Match					353.08
Total 5200 - PAID POSITION					4,968.46
5300 - BUILDING AND GROUNDS					
5330 - Electrical Service					
Check	07/15/2023	PEC	Acct#3000098825-monthly stmnt for period 5-22-23--6-21-23	ESD	209.42
Total 5330 - Electrical Service					209.42
5335 - Telephone Service					
Check	07/12/2023	Chase Card ...	VZWRLS-phone and cellular service for ipads and phones n...	ESD	250.25
Check	07/12/2023	Chase Card ...	281-Internet service for the period 6-10-23--7-9-2023	ESD	167.00
Total 5335 - Telephone Service					417.25
Total 5300 - BUILDING AND GROUNDS					626.67

11:44 AM
 08/07/23
 Cash Basis

**Cassie Volunteer Fire Department
 Profit & Loss Detail
 July 2023**

Type	Date	Name	Memo	Class	Paid Amount
6600 · INSURANCE					
6605 · Building and Property					
Check	07/05/2023	VFIS of Texas	Inv#3695-Acct#CASSVFD-01-4th quarterly installment for co...	ESD	964.00
Total 6605 · Building and Property					964.00
6610 · Vehicle					
Check	07/05/2023	VFIS of Texas	Inv#3695-Acct#CASSVFD-01-4th quarterly installment for ve...	ESD	2,112.00
Total 6610 · Vehicle					2,112.00
Total 6600 · INSURANCE					3,076.00
7000 · OPERATIONS					
7012 · Fuelman-Vehicles & Equipment					
Check	07/05/2023	Fuelman	6-3-23-4460-1-EMS, 1-Auto-HV, 1-EMS-HV	ESD	41.87
Check	07/05/2023	Fuelman	6-9-23-4460-1-SAR, 2-EMS	ESD	59.96
Check	07/05/2023	Fuelman	6-15-23-4460-1-Fire-HV, 1-EMSHV, 1-EMS	ESD	48.90
Check	07/05/2023	Fuelman	6-21-23-4460-1- Auto, 2-SAR	ESD	58.63
Check	07/05/2023	Fuelman	6-26-23-4460-1-Auto, 2-EMS	ESD	61.04
Check	07/05/2023	Fuelman	6-13-23-Pump 4450 regular fill up	ESD	12.65
Check	07/05/2023	Fuelman	6-10-23-Pump 4451-HV fire #23-00079	ESD	14.33
Check	07/05/2023	Fuelman	6-10-23-Pump 4451-HV fire #23-00079	ESD	12.06
Check	07/05/2023	Fuelman	6-20-23-4420-regular fill up	ESD	47.05
Check	07/05/2023	Fuelman	6-13-23-4421-regular fill up	ESD	30.89
Check	07/05/2023	Fuelman	6-6-23-4440-regular fill up	ESD	42.17
Check	07/05/2023	Fuelman	6-10-23-4451-HV Fire #23-00079	ESD	41.30
Total 7012 · Fuelman-Vehicles & Equipment					470.85
7030 · First Responder Supplies					
Check	07/12/2023	Chase Card ...	Amzn-2-chest seals, mini responder 4" bandage dressing pa...	ESD	97.42
Check	07/12/2023	Chase Card ...	Amzn-wound dressing trauma bandage	ESD	11.94
Check	07/12/2023	Chase Card ...	Amzn-4" emergency trauma dressing -this item was returned...	ESD	12.45
Check	07/12/2023	Chase Card ...	Amzn-2pack of special compressed gauze for traumas-this it...	ESD	9.20
Check	07/12/2023	Chase Card ...	AHA-BLS Cards for persons taking and passing CPR and fir...	ESD	157.50
Check	07/18/2023	Bound Tree ...	Inv#85019253-1 case of 50 Glucose lancets for testing blood...	ESD	69.91
Total 7030 · First Responder Supplies					358.42
7040 · Minor Tools					
Check	07/12/2023	Chase Card ...	Amzn-two tire pressure gauges	ESD	89.90
Check	07/12/2023	Chase Card ...	Amzn-rechargeable air pump for the boat	ESD	134.99
Total 7040 · Minor Tools					224.89
7050 · Personal Protect Equip-PPE					
Check	07/12/2023	Chase Card ...	WPSG-Witmer-1-bullard structural fire helmet red with integr...	ESD	399.23
Total 7050 · Personal Protect Equip-PPE					399.23
7060 · Rehabilitation Supplies					
Check	07/12/2023	Chase Card ...	Walmart-6 12 and 8 packs of gatorade for rehab	ESD	44.12
Check	07/12/2023	Chase Card ...	Amzn-cooling towels for rehab	ESD	59.99
Total 7060 · Rehabilitation Supplies					104.11
7075 · State Veh Safety Inspec&Regist					
Check	07/21/2023	Burnet Count...	2024 registration for the Boat Trailer and E21 (4421)-note no...	ESD	7.50
Total 7075 · State Veh Safety Inspec&Regist					7.50

11:44 AM
 08/07/23
 Cash Basis

**Cassie Volunteer Fire Department
 Profit & Loss Detail
 July 2023**

Type	Date	Name	Memo	Class	Paid Amount
7080 · Vehicle Maintenance/Repair					
Check	07/12/2023	Chase Card ...	NAPA-credit for invoice on this bill because tax was charged...	ESD	-12.98
Check	07/12/2023	Chase Card ...	Amzn-2 led sealed beam spotlight search lights for 4451 to r...	ESD	73.94
Check	07/12/2023	Chase Card ...	NAPA-Jb Weld to repair parts on UTV	ESD	8.49
Check	07/12/2023	Chase Card ...	Lowes-threaded ball, est plag, closed pepe hercules tape fo...	ESD	53.81
Check	07/12/2023	Chase Card ...	NAPA-hydraulic hose for repair on UTV	ESD	11.99
Check	07/12/2023	Chase Card ...	NAPA-hydraulic hose for UTV repair-this is the invoice that i...	ESD	12.98
Total 7080 · Vehicle Maintenance/Repair					148.23
Total 7000 · OPERATIONS					1,713.23
Total Expense					11,502.33
Net Income					44,872.92

12:12 PM
08/07/23
Cash Basis

Cassie Volunteer Fire Dept. & EMS
Balance Sheet
As of July 31, 2023

	Jul 31, 23
ASSETS	
Current Assets	
Checking/Savings	
1010 - FSB of Burnet - 68007	98,683.64
Total Checking/Savings	98,683.64
Total Current Assets	98,683.64
Other Assets	
1090 - Transfers (In/Out)	-70,000.00
Total Other Assets	-70,000.00
TOTAL ASSETS	28,683.64
LIABILITIES & EQUITY	
Equity	
3010 - Unrestricted Net Assets	24,801.12
Net Income	3,882.52
Total Equity	28,683.64
TOTAL LIABILITIES & EQUITY	28,683.64

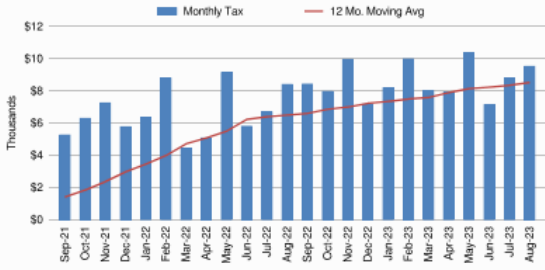
HdL Companies
SALES TAX SNAPSHOT
 Burnet Co ESD 2

Aug-23

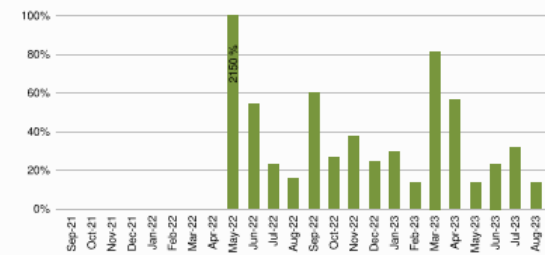
Sales Tax Net Payments

FY Mo.	FY2022	FY2023	YoY % Change
Oct	\$ 6,284	\$ 7,965	26.8%
Nov	\$ 7,245	\$ 9,955	37.4%
Dec	\$ 5,758	\$ 7,155	24.3%
Jan	\$ 6,336	\$ 8,190	29.3%
Feb	\$ 8,784	\$ 9,980	13.6%
Mar	\$ 4,411	\$ 8,004	81.5%
Apr	\$ 5,059	\$ 7,909	56.3%
May	\$ 9,132	\$ 10,373	13.6%
Jun	\$ 5,793	\$ 7,142	23.3%
Jul	\$ 6,675	\$ 8,779	31.5%
Aug	\$ 8,397	\$ 9,518	13.4%
Sep	\$ 8,411		
FYTD	\$ 73,875	\$ 94,971	28.6%
FY Total	\$ 82,287		

Sales Tax Net Payments Trend



Sales Tax Net Payments Change - YoY



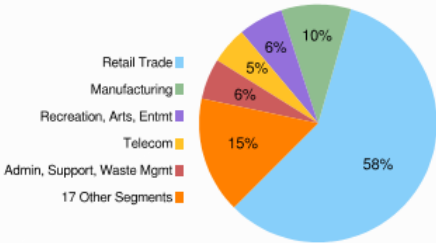
Top 10 Taxpayers

Rank	Company	FYTD Collections	% Total
1	AMAZON.COM SERVICES INC (MARKETPLACE)		
2	SMS BUCHANAN BUSINESS INC		
3	AMAZON.COM SERVICES LLC		
4	BUCHANAN SEPTIC TANKS INC.		
5	JIM EACHUS		
6	UTOPIAFEST LLC		
7	REVELLE PEAK RANCH SOLUTIONS LLC		
8	REVELLE PEAK RANCH L.L.C.		
9	PEDERNALES ELECTRIC COOPERATIVE INC.		
10	MARK W MARDIS		
Top 10 Companies		\$ 57,386	59.2%
1032 Other Large Companies		\$ 26,776	27.6%
Small Companies/Other		\$ 11,740	12.1%
Single Local Tax Rate (SLT)		\$ 1,030	1.1%
Total		\$ 96,932	100.0%

Industry Segment Collections Trend - YoY % Chg

SEGMENT	Mar	Apr	May	Jun	Jul	Aug
Retail Trade	3.0%	25.0%	-11.6%	11.7%	15.2%	-100.0%
Manufacturing	244.8%	558.6%	821.1%	244.7%	210.3%	-100.0%
Recreation, Arts, Entmt	0%	3.3%	181.7%	8.7%	319.7%	-100.0%
Admin, Support, Waste Mgmt	372.1%	-29.9%	72.9%	-16.0%	91.2%	-100.0%
Telecom	32.3%	17.6%	-29.7%	50.4%	40.7%	-100.0%
All Others	216.3%	165.2%	-10.9%	-32.1%	-24.3%	-100.0%
Total Collections	84.3%	55.8%	13.1%	23.6%	31.7%	13.1%

Sales Tax Collections by Industry Segment



© 2023 All Rights Reserved

Data Source: Texas Comptroller of Public Accounts



Burnet Co ESD 2
TOP 30 COMPANIES RANK and CHANGE SUMMARY
Aug-23

Fiscal Year: Oct-Sep

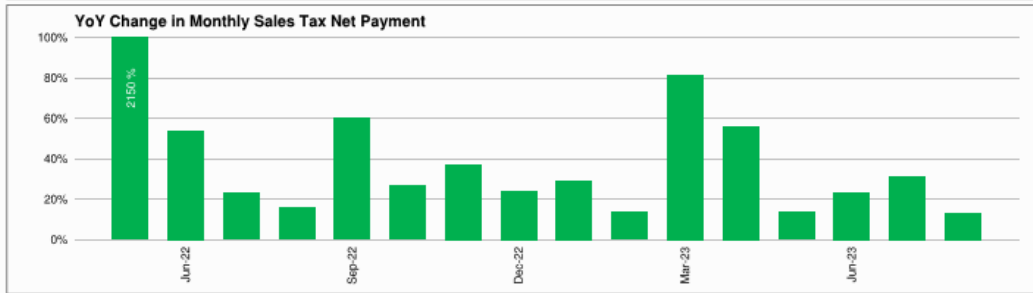
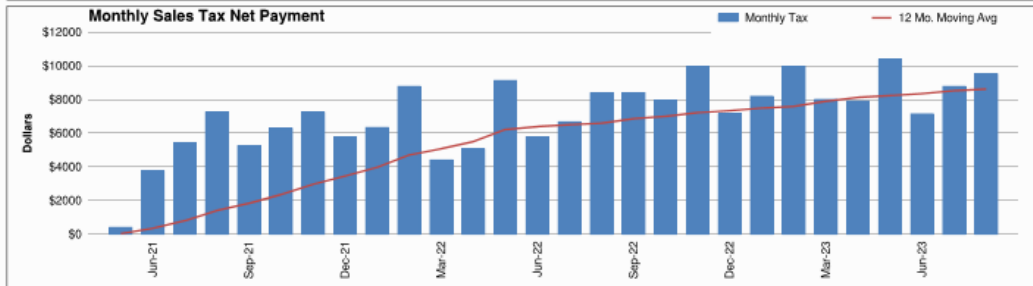
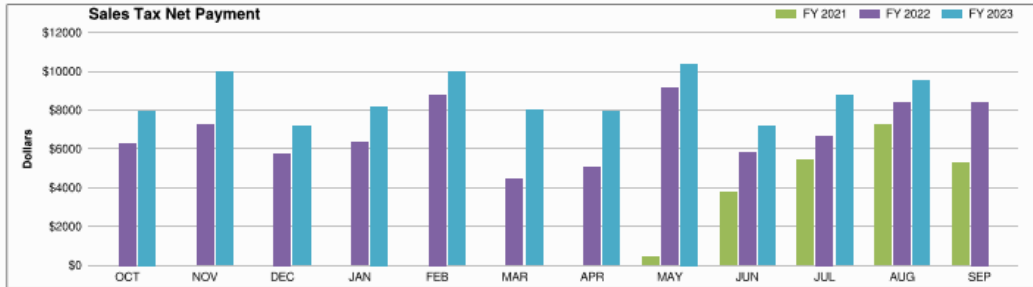
Rank*	Company	NAICS Key	Prior Fiscal YTD Sales Tax Collections	Current Fiscal YTD Sales Tax Collections	Change \$	Change %	Current Fiscal YTD % Total Collections
1	AMAZON.COM SERVICES INC (MARKETPLACE)	9					
2	SMS BUCHANAN BUSINESS INC	9					
3	AMAZON.COM SERVICES LLC	9					
4	BUCHANAN SEPTIC TANKS INC.	5					
5	JIM EACHUS	9					
6	UTOPIAFEST LLC	21					
7	REVEILLE PEAK RANCH SOLUTIONS LLC	21					
8	REVEILLE PEAK RANCH L.L.C.	1					
9	PEDERNALES ELECTRIC COOPERATIVE INC.	3					
10	MARK W MARDIS	18					
TOP 10 LARGE** COMPANIES			46,385	57,386	11,001	23.7%	59.2%
11	APPLE INC.	5					
12	NEW CINGULAR WIRELESS PCS LLC	12					
13	EBAY INC.	9					
14	WASTE MANAGEMENT OF TEXAS INC.	18					
15	DISH NETWORK L.L.C.	12					
16	MOW PARTNERS LLC	4					
17	J BAR ENTERPRISES LLC	15					
18	WAL-MART.COM USA LLC	9					
19	SOLGEN POWER	4					
20	BFS GROUP LLC	9					
21	AQUA SPHERE INC.	8					
22	SIRIUS XM RADIO INC.	12					
23	BESTBUY.COM LLC	9					
24	CELLCO PARTNERSHIP DBA VERIZON WIRELESS	12					
25	ARROW ROLL OFFS AND RECYCLING INC.	18					
26	SAFE STEP WALK IN TUB LLC	4					
27	AQUATERRA GROUP LLC	18					
28	JOHNSON ROOFING INC.	4					
29	TEXAS TRUCKING COMPANY INCORPORATED	10					
30	THE SHADE STORE LLC	9					
TOP 30 LARGE COMPANIES			60,276	70,904	10,629	17.6%	73.1%
TOP 100 LARGE COMPANIES			67,572	78,213	10,641	15.7%	80.7%
941 OTHER LARGE COMPANIES			5,330	5,950	620	11.6%	6.1%
SMALL COMPANIES & OTHER			1,773	11,740	9,967	562.1%	12.1%
SINGLE LOCAL TAX RATE COLLECTIONS (SLT)			774	1,030	255	33.0%	1.1%
TOTAL COLLECTIONS			75,449	96,932	21,483	28.5%	100.0%
STATE COMPTROLLER FEES			1,573	1,961	388	24.6%	2.0%
NET PAYMENTS			73,875	94,971	21,096	28.6%	98.0%

* Ranked by Total of Last Fiscal Year + Current Fiscal YTD
** Businesses whose detailed sales tax data is available

HdL Companies
Burnet Co ESD 2 - Sales Tax Net Payment Trend

	FISCAL YEAR				
	2019	2020	2021	2022	2023
Oct				\$ 6,284	\$ 7,965
Nov				\$ 7,245	\$ 9,955
Dec				\$ 5,758	\$ 7,155
Jan				\$ 6,336	\$ 8,190
Feb				\$ 8,784	\$ 9,980
Mar				\$ 4,411	\$ 8,004
Apr				\$ 5,059	\$ 7,909
May			\$ 406	\$ 9,132	\$ 10,373
Jun			\$ 3,762	\$ 5,793	\$ 7,142
Jul			\$ 5,431	\$ 6,675	\$ 8,779
Aug			\$ 7,257	\$ 8,397	\$ 9,518
Sep			\$ 5,254	\$ 8,411	
YEAR	\$	\$	\$ 22,109	\$ 82,287	\$ 94,971
YoY Change		na	na	na	na

Change: FY '23/'22			
Month		Year-to-Date	
\$	%	\$	YTD %
\$ 1,681	26.8%	\$ 1,681	26.8%
\$ 2,710	37.4%	\$ 4,391	32.5%
\$ 1,397	24.3%	\$ 5,788	30.0%
\$ 1,854	29.3%	\$ 7,642	29.8%
\$ 1,196	13.6%	\$ 8,838	25.7%
\$ 3,593	81.5%	\$ 12,431	32.0%
\$ 2,850	56.3%	\$ 15,281	34.8%
\$ 1,240	13.6%	\$ 16,521	31.2%
\$ 1,349	23.3%	\$ 17,870	30.4%
\$ 2,104	31.5%	\$ 19,974	30.5%
\$ 1,121	13.4%	\$ 21,096	28.6%



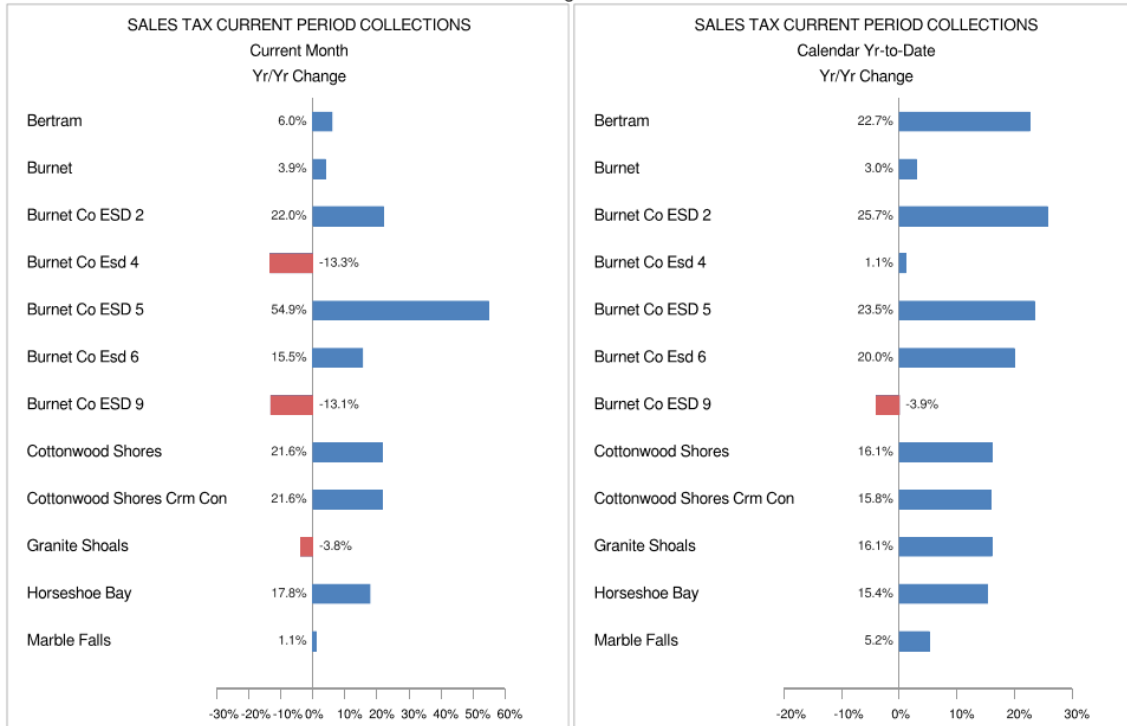
**Burnet Co ESD 2
SALES TAX PAYMENT DETAIL**

Aug-23

Fiscal Year: Oct-Sep

COLLECTIONS	Aug-22	Aug-23	Chg. \$ Chg. %	Prior FYTD	Current FYTD	Chg. \$ Chg. %
Current Period	7,892	9,631	1,739 22.0%	72,310	91,693	19,384 26.8%
Prior Period	229	2	(227) -99.3%	905	2,816	1,911 211.1%
Future Period	391	0	(391) -100.0%	1,467	1,317	(150) -10.2%
Audit	0	0	(0) -98.8%	(45)	28	72 -161.7%
Unidentified	6	1	(5) -79.2%	37	48	11 29.4%
Single Local Tax Rate	85	93	8 9.5%	774	1,030	255 33.0%
TOTAL	8,603	9,727	1,123 13.1%	75,449	96,932	21,483 28.5%
Service Fee	(172)	(195)	(22) 13.1%	(1,509)	(1,939)	(430) 28.5%
Current Retained	(169)	(191)	(22) 13.1%	(1,479)	(1,900)	(421) 28.5%
Prior Retained	134	176	42 31.7%	1,414	1,877	463 32.7%
NET PAYMENT	8,397	9,518	1,121 13.4%	73,875	94,971	21,096 28.6%

SALES TAX TREND
 BURNET COUNTY
 Aug-23



Data: Texas Comptroller of Public Accounts

Copyright © 2023 All Rights Reserved All Rights Reserved

Hdl Companies

Burnet County Emergency Services District No. 2
FY 2023-2024

	Oct. 23- Sept 24
Income	
Government Contracts	\$ 405,437.67
Sales Tax revenue	100,000.00
Bank - Interest Earned	90.00
Investments - Interest Earned	12,000.00
Total Income	\$ 517,527.67
Expenses	
Contract Services	
Accounting Fees	9,500.00
Cassie Volunteer Fire Dept	236,764.00
CVFD-Capital Expenditures	6,000.00
Insurance-Liability & D.O.	2,595.00
Insurance-Workers Compensation	454.25
Legal Fees	5,000.00
BCAD Fees	6,020.23
Total Contract Services	\$ 266,333.48
Operations	
Newspaper Advertisement	100.00
Postage, Mail Service	244.00
Total Operations	\$ 344.00
Other Expenses	
Memberships and Dues	275.00
Computer hardware & software	1,000.00
Total Other Expenses	\$ 1,275.00
Travel and Meetings	
Conference, Convention, Meeting	5,000.00
Travel	600.00
Total Travel and Meetings	\$ 5,600.00
Sales Tax Expenditures - Capital expense	\$ 5,000.00
Total Expenses	\$ 273,552.48
Capital Reserve	\$ 243,975.19
Net Income	\$0.00

8/17/2023



BURNET COUNTY EMERGENCY SERVICES DISTRICT #2
P. O. BOX 249
BUCHANAN DAM, TEXAS 78609-0249

Order 8-17-2023-01
of
Burnet County Emergency Services District No. 2

STATE OF TEXAS §
 §
COUNTY OF BURNET §

On the 17th day of August 2023, let it be known that the Board of Commissioners of Burnet County Emergency Services District No. 2 ("District") hereby adopted, by a majority vote of 4 in favor, 0 against, 1 absent the District's *ad valorem* tax rate for the 2023-2024 tax year of 10 cents per \$100.00 valuation of the appraised property within the boundaries of the District. Per the Texas Tax Code §26.05, the District has no debts and all tax raised by said rate will be used to fund the maintenance and operation expenditures of the District.

THIS TAX RATE WILL RAISE MORE TAXES FOR MAINTENANCE AND OPERATIONS THAN LAST YEAR'S RATE DUE TO INCREASED PROPERTY VALUATIONS WITHIN THE DISTRICT. BASED ON THE NO-NEW REVENUE MAINTENANCE AND OPERATIONS RATE, THE TAX RATE WILL EFFECTIVELY BE RAISED BY 7.53 PERCENT. THE DISTRICT'S *AD VALOREM* TAX RATE FOR 2022-2023 WAS 10 CENTS PER \$100 AND THIS WILL REMAIN UNCHANGED.

Ordered on this 17th Day of August 2023
BURNET COUNTY EMERGENCY SERVICES DISTRICT NO. 2


Sharon K. Barclay
Secretary

Agenda Item #16