



BURNET COUNTY EMERGENCY SERVICES DISTRICT NO. 2
P.O. Box 249
Buchanan Dam, Texas 78609-0249

Minutes (Official) – December 15, 2022

1. (AI)¹ Call meeting to order

(AD)²At 10:00 a.m., December 15, 2022, the Regular Meeting for the Board of Emergency Service Commissioners of Burnet County Emergency Services District No. 2 was called to order by President Richard Bremer at the Cassie Volunteer Fire Department, 3900 RR 690, Burnet, Texas 78611. Notice of this meeting (Enclosure 1) had been previously posted at the Burnet County Courthouse and the Cassie VFD website (www.cassievfd.com), in compliance with the provisions of Chapter 551, Texas Government Code.

2. (AI) Establish a quorum

(AD) Board member in attendance were:

Richard Bremer

Robbie Cheatham

Jodeen Lee

John Call

Sharon Barclay



Commissioner Bremer confirmed a quorum was present.

3. (AI) Pledge of Allegiance

(AD) The quorum having been established, the Pledge of Allegiance to the United States was rendered with appropriate honors.

4. (AI) Invocation

(AD) The Invocation was offered by Commissioner Bremer.

¹ AI – Agenda Item

² AD – Action and/or Discussion by BCESD-2 Commissioners

5. (AI) Welcome guests

(AD) Commissioner Bremer welcomed to the meeting:

CVFD Chief Derrick Curtis

Mrs. Laura Schneider, CVFD

Commissioner Jim Luther

Charity Taber, Taber and Burnett, P.C.

Grayson Jaynes, Edward Jones

6. (AI) Comments from the Board and Public not scheduled on the agenda may speak, however no action can be taken on these items and the Board will not debate the comments at this meeting. Comments regarding specific agenda items should occur when the item is called. There is a 2-minute speaking limit.

(AD) Agenda Item was deferred until after the presentations of Charity Taber and Grayson Janes (AI #7 and #8) Commissioner Bremer called for comments from the Board or guests.

Commissioner Luther provided an update on the local County projects including road completion in Cassie. He reported the addition of equipment for salting icy roads.

Commissioner Luther also affirmed the reappointment of Commissioners Cheatham and Lee to be conducted in January.

7. (AI) Presentation of the Annual Audits for ESD 2 and Cassie VFD – Taber and Burnett

(AD) Charity Taber, Taber and Burnett, P.C. presented the Audit findings for ESD #2 and Cassie VFD.

Mrs. Taber presented the report for ESD #2; she discussed the Financial Net Positions and the Statement of Activities; this compared statements and activity from September 2021 to September of 2022. There were no untoward findings or activities.

Mrs. Taber also presented the report for CVFD for the period of September 2021 to September 2022. There were no untoward findings or activities.

The reports were given to Commissioner Luther who will file them with the County Auditor. Additionally, the Audit reports will be made available on the website.

8. (AI) Presentation from Edward Jones for investment options – Grayson Jaynes

(AD) Grayson Jaynes from Edward Jones Financial Advisors came to the meeting at the request of Commissioner Bremer to discuss potential alternative investment options. Mr. Jaynes showed options that are FDIC Insured; currently the CD and Treasury Bills are yielding a higher rate than most banks. Options were presented with recommendations for “laddering” the terms. He suggested evaluating the projected needs when purchasing the investment.

9. (AI) Accept minutes from the November 17, 2022 Meeting

(AD) Commissioner Bremer called for corrections to the November 17, 2022 Meeting Minutes; with no additional changes the Minutes were accepted as presented.

10. (AI) ESD #2 Treasurer Report

(AD) Commissioner Lee gave the ESD Treasurer’s Report for November 2022

*Balances – Checking: \$91,109.62
CD: \$157,354.50
Total Assets: \$248,464.12*

*Income: \$28,627.29
Expenses: \$4278.95
Net: 28,348.34
(Enclosure 2)*

Commissioner Lee explained that the title for funds dedicated to Capital Expenses has been changed to “Capital Reserves”.

Report for Sales Tax November 2022

*Balance: \$113,762.19
Income: \$9957.91
Expenses: 0
(Enclosure 3)*

Commissioner Bremer discussed that in January that we would have an Agenda Item to make a budget change to reflect the entire income on one report, this would include Sales Tax income; this was a suggestion by the Auditor. Commissioner Bremer called for discussion

related to the November Financial Report; with no further discussion the reports were accepted as presented.

11. (AI) Discussion and/or action regarding the disbursement of funds

(AD) Commissioner Lee discussed that anticipated upcoming expenditures are for the Quarterly CVFD disbursement, BCAD, and Taber & Burnett for final audit expenditures.

12. (AI) Discussion and/or action concerning the investment of excess funds for future capital expenditures

(AD) Commissioner Bremer suggested that the Commissioners consider the information related to further investments and he would bring it back to the Agenda at the January Meeting. Commissioner Lee stated that she wouldn't be present in January but would send her suggestions for consideration. Commissioner Cheatham also stated that she will bring forth some suggestions at the January meeting.

13. (AI) Report from the Cassie Volunteer Fire Department.

A. Report of VFD Chief Curtis

- 1. Number of calls.**
- 2. Training, etc.**
- 3. Other department activity or concerns.**

B. Cassie VFD Financial Report (L. Schneider)

C. Discussion and/or approval of Capital Expenditures for Cassie VFD, if applicable

A. (AD) Mrs. Schneider gave the report for Chief Curtis as he was called out on an Emergency Incident. She reported on CVFD activity for the month of November. CVFD responded to 12 calls –8 EMS/4 Fire. Mutual Aid –2 given, 1 received. There were 2 overlapping calls. Average response time for November was 8.30; In-District calls 6.54, Out-of-District is 13.62. Average personnel per call for November was 4.9. (Enclosure 4)

She also reported that some personnel had completed training for Rescue Apprentice.

B. (AD) Mrs. Schneider gave the CVFD Treasurers Report for November 2022. There was a balance of \$22,223.12 in checking. Expenses for November were \$13,173.10, which included Operational Costs and Training. (Enclosure 5). Commissioner Barclay inquired on the PPE – Tactical Gear and Tactical Headset cost in relation to who the Tactical Team falls under; Commissioner Luther stated that it was not Burnet County but eventually should fall under the control of the Sheriff's Office.

Mrs. Schneider reported on the CVFD Account – current balance is \$95,851.12. (Enclosure 6)

C. No new items.

14. (AI) Report from the Joint Task Force concerning the 5-year plan

(AD) Commissioner Bremer reported that the JFT had not met.

15. (AI) Discussion and/or action concerning giving approval for the expenditure of funds from the Sales Tax Account for an architect (\$) and survey (\$) of the property for the site of the new building

(AD) Commissioner Bremer reported that the survey of the property has been scheduled to be performed on December 30; CVFD has voted to preliminarily fund the survey. Commissioner Barclay discussed that she had researched the process of potential building and that the ESD would need to send out “Request For Qualifications” (RFQ) for potential Architectural firms. She stated that she had contacted other local governmental agencies and had received information that was forwarded to Commissioner Bremer and Chief Curtis as a template. Commissioner Luther also affirmed that this was the correct process and gave County contact information on people who could assist us in preparing the RFQ.

16. (AI) Administrative update of the Sales Tax Program for ESD #2 including update on reports from HdL

(AD) Commissioner Barclay presented information obtained by HdL on Sales Tax statistics. Commissioner Barclay reported that December Sales Tax Income was \$7155; this reflected a 24.3% increase from December 2021. The major Sales Tax contributors remain in the Retail Trade sector and the top contributors stable. (Enclosure 7)

17. (AI) Update on the change of place for meeting from Cassie Community Center to Cassie VFD station – Cassie Community Center has been notified of the change.

(AD) Commissioner Bremer discussed that he had informed the Community Center that the ESD Meeting had been changed to the Cassie VFD.

18. (AI) Update on re-appointment of Jodeen Lee and Robbie Cheatham to the ESD 2 Board whose terms expire the end of December

(AD) Commissioner Bremer announced that Commissioner's Lee and Cheatham had been reappointed to serve another term by the Burnet County Commissioners Court. They will coordinate with Commissioner Luther and Judge Nelson for the Oath of Office.

19. (AI) SAFE-D Conference is February 2-4, 2023, at the Kalahari Convention Center in Round Rock. Registration is now open

(AD) Commissioner Bremer announced that registration is open for the SAFE-D Conference.

20. (AI) Annual ESD report – due by January 1, 2023 – has been completed (12/7/22) and filed with SAFE-D for submission to State of Texas

(AD) Commissioner Bremer stated that he had completed the required Annual ESD Report on December 7, and it was filed with SAFE-D for submission to the State.

21. (AI) Calendar of events for January 2023. (Bremer)

- A. Approve Capital Expenditures, if applicable.**
- B. HdL Contract – renewal for another year**

(AD) Commissioner Bremer discussed upcoming items for the January 2023 Agenda. Items will include discussing the renewal of the HdL contract and Budget Amendments as recommended by the Auditor. Commissioner Bremer reminded the Commissioners that the Annual Cybersecurity Training will need to be completed between January and June.

22. (AI) Next meeting, at 10:00 AM on Thursday, January 19, 2023, at the Cassie VFD Station

(AD) Commissioner Bremer announced that the next meeting will be on Thursday, January 19, 2023, at 10:00 a.m. at the Cassie Volunteer Fire Department.

23. (AI) Adjourn

*(AD) With no additional business, the Burnet County Emergency Services District No. 2
December 15, 2022. Meeting was adjourned at 11:10 a.m.*

Sharon K. Barclay

Sharon K. Barclay
Secretary
Emergency Services District No. 2
Burnet County
December 15, 2022

Richard Bremer
President
Emergency Services District No. 2
Burnet County
December 15, 2022



BURNET COUNTY EMERGENCY SERVICES DISTRICT #2
P. O. BOX 249
BUCHANAN DAM, TEXAS 78609-0249
NOTICE OF REGULAR MEETING

In compliance with the provisions of Chapter 551, Texas Government Code, notice is hereby given of a Regular Meeting of the Board of Emergency Services Commissioners of Burnet County Emergency Services District #2, to be held on Thursday, December 15, 2022, at 10:00 a.m. at the Cassie VFD Station located at 3900 RR 690, Burnet, Texas, 78611. This agenda is posted in the Burnet County Courthouse and on the cassievfd.com website.

The following agenda items will be discussed, considered and action taken as appropriate:

AGENDA

1. Call meeting to order. (Bremer)
2. Establish a quorum. (Bremer)
3. Pledge of Allegiance. (Bremer)
4. Invocation. (Bremer)
5. Welcome guests. (Bremer)
6. Comments from the Board and Public not scheduled on the agenda may speak, however no action can be taken on these items and the Board will not debate the comments at this meeting. Comments regarding specific agenda items should occur when the item is called. There is a 2-minute speaking limit.
7. Prestation of the annual audits for ESD 2 and Cassie VFD – Taber and Burnett.
8. Presentation from Edward Jones for investment options – Grayson Jaynes.
9. Accept minutes from the November 17, 2022 meeting. (Bremer)
10. ESD #2 Treasurer Report. (Lee)
11. Discussion and/or action regarding the disbursement of funds. (Lee)
12. Discussion and/or action concerning the investment of excess funds for future capital expenditures. (Bremer)



BURNET COUNTY EMERGENCY SERVICES DISTRICT #2
P. O. BOX 249
BUCHANAN DAM, TEXAS 78609-0249

13. Report from the Cassie Volunteer Fire Department.
 - A. Report of VFD Chief Curtis
 1. Number of calls.
 2. Training, etc.
 3. Other department activity or concerns.
 - B. Cassie VFD Financial Report (L. Schneider)
 - C. Discussion and/or approval of Capital Expenditures for Cassie VFD, if applicable. (Curtis)
14. Report from the Joint Task Force concerning the 5-year plan. (Bremer/Curtis)
15. Discussion and/or action concerning giving approval for the expenditure of funds from the Sales Tax Account for an architect (\$) and survey (\$) of the property for the site of the new building.
16. Administrative update of the Sales Tax Program for ESD #2 including update on reports from Hdl. (Barclay)
17. Update on the change of place for meeting from Cassie Community Center to Cassie VFD station – Cassie Community Center has been notified of the change. (Bremer)
18. Update on re-appointment of Jodeen Lee and Robbie Cheatham to the ESD 2 Board whose terms expire the end of December. (Bremer)
19. SAFE-D Conference is February 2-4, 2023, at the Kalahari Convention Center in Round Rock. Registration is now open.
20. Annual ESD report – due by January 1, 2023 – has been completed (12/7/22) and filed with SAFE-D for submission to State of Texas. (Bremer)
21. Calendar of events for January 2023. (Bremer)
 - A. Approve Capital Expenditures, if applicable.
 - B. Hdl Contract – renewal for another year?
22. Next meeting, at 10:00 AM on Thursday, January 19, 2023, at the Cassie VFD Station.
23. Adjourn

Richard Bremer, President

11:14 AM
12/06/22
Cash Basis

Burnet County Emergency Services District #2
Balance Sheet
As of November 30, 2022

	Nov 30, 22
ASSETS	
Current Assets	
Checking/Savings	
Certificate of Deposit 33086	157,354.50
First State Bank of Burnet	91,109.62
Total Checking/Savings	248,464.12
Total Current Assets	248,464.12
TOTAL ASSETS	248,464.12
LIABILITIES & EQUITY	
Equity	
Unrestricted Net Assets	279,317.93
Net Income	-30,853.81
Total Equity	248,464.12
TOTAL LIABILITIES & EQUITY	248,464.12

11:24 AM
 12/06/22
 Cash Basis

Burnet County Emergency Services District #2
Profit & Loss Budget vs. Actual
 October through November 2022

	Oct - Nov 22	Budget	\$ Over Budget
Income			
Government Contracts			
Local Government Contracts	30,144.09	369,410.00	-329,265.91
Total Government Contracts	30,144.09	369,410.00	-329,265.91
Interest Earned	3.96	90.00	-86.04
Investments			
Interest-Savings, Short-term CD	0.00	800.00	-800.00
Total Investments	0.00	800.00	-800.00
Refund	0.00	170.00	-170.00
Total Income	30,148.05	360,470.00	-330,321.95
Expense			
Capital Reserve	0.00	105,015.00	-105,015.00
Contract Services			
Accounting Fees	3,850.00	7,700.00	-3,850.00
Cassie Volunteer Fire Dept	56,375.25	225,501.00	-169,125.75
Insurance-Liability & D.O.	0.00	1,730.00	-1,730.00
Insurance-Workers Compensation	319.00	395.00	-76.00
Legal Fees	19.43	2,500.00	-2,480.57
Outside Contract Services			
Burnet Co. Appraisal Dist.			
Tax Collection Legal Fees	4.65		
Taxes Refunded-Property Owners	14.39		
Burnet Co. Appraisal Dist. - Other	0.00	4,810.00	-4,810.00
Total Burnet Co. Appraisal Dist.	19.04	4,810.00	-4,790.96
Total Outside Contract Services	19.04	4,810.00	-4,790.96
Total Contract Services	60,582.72	242,636.00	-182,053.28
Operations			
Meeting space fees	0.00	600.00	-600.00
Newspaper Advertisement	0.00	100.00	-100.00
Postage, Mail Service	0.00	244.00	-244.00
Supplies	54.54		
Total Operations	54.54	944.00	-889.46
Other Types of Expenses			
Memberships and Dues	0.00	275.00	-275.00
Other Costs	0.00	6,000.00	-6,000.00
Total Other Types of Expenses	0.00	6,275.00	-6,275.00
Travel and Meetings			
Conference, Convention, Meeting	295.00	5,000.00	-4,705.00
Travel	69.60	600.00	-530.40
Total Travel and Meetings	364.60	5,600.00	-5,235.40
Total Expense	61,001.86	360,470.00	-299,468.14
Net Income	-30,853.81	0.00	-30,853.81

11:18 AM
 12/06/22
 Cash Basis

Burnet County Emergency Services District #2
Profit & Loss Detail
 November 2022

Type	Date	Num	Name	Memo	Paid Amount
Income					
Government Contracts					
Local Government Contracts					
Deposit	11/04/2022	auto	First State Bank of B...	tax collections 10/16/22 - 10/31/22	17,841.20
Deposit	11/21/2022	auto	Burnet County Appr...	tax collections 11/1/22 - 11/15/22	10,783.96
Total Local Government Contracts					28,625.16
Total Government Contracts					28,625.16
Interest Earned					
Deposit	11/30/2022			Interest	2.13
Total Interest Earned					2.13
Total Income					28,627.29
Expense					
Contract Services					
Accounting Fees					
Check	11/21/2022	1493	Taber & Burnett, PC.		3,850.00
Total Accounting Fees					3,850.00
Legal Fees					
Deposit	11/04/2022	auto	First State Bank of B...	tax collections 10/16/22 - 10/31/22	7.57
Deposit	11/21/2022	auto	Burnet County Appr...	tax collections 11/1/22 - 11/15/22	2.24
Total Legal Fees					9.81
Total Contract Services					3,859.81
Operations					
Supplies					
Check	11/21/2022	1491	Jodeen Lee	reorder checks	54.54
Total Supplies					54.54
Total Operations					54.54
Travel and Meetings					
Conference, Convention, Meeting					
Check	11/21/2022	1492	Robbie Cheatham		295.00
Total Conference, Convention, Meeting					295.00
Travel					
Check	11/21/2022	1490	John Call	milleage to Safe-D conference 2022	69.60
Total Travel					69.60
Total Travel and Meetings					364.60
Total Expense					4,278.95
Net Income					24,348.34

11:40 AM
12/06/22
Cash Basis

**Burnet Cty. ESD#2 Sales Tax
Balance Sheet
As of November 30, 2022**

	Nov 30, 22
ASSETS	
Current Assets	
Checking/Savings	
FSB of Burnet - Sales Tax	113,762.19
Total Checking/Savings	113,762.19
Total Current Assets	113,762.19
TOTAL ASSETS	113,762.19
LIABILITIES & EQUITY	
Equity	
Opening Balance Equity	2,500.00
Unrestricted Net Assets	93,336.25
Net Income	17,925.94
Total Equity	113,762.19
TOTAL LIABILITIES & EQUITY	113,762.19

11:44 AM
12/06/22
Cash Basis

**Burnet Cty. ESD#2 Sales Tax
Profit & Loss Detail
November 2022**

Type	Date	Name	Memo	Paid Amount
Income				
Interest Income				
Deposit	11/30/2022		Interest	2.70
Total Interest Income				2.70
Sales Tax Revenue				
Deposit	11/14/2022	Texas State Comptroller	sales tax ending 11/8/22	9,955.21
Total Sales Tax Revenue				9,955.21
Total Income				9,957.91
Expense				
Net Income				9,957.91

Cassie VFD/ Burnet ESD 2
 Burnet, TX
 This report was generated on 12/6/2022 8:55:50 AM



Incident Statistics

Zone(s): All Zones | Start Date: 11/01/2022 | End Date: 11/30/2022

INCIDENT COUNT			
INCIDENT TYPE		# INCIDENTS	
EMS		8	
FIRE		4	
TOTAL		12	
TOTAL TRANSPORTS (N2 and N3)			
APPARATUS	# of APPARATUS TRANSPORTS	# of PATIENT TRANSPORTS	TOTAL # of PATIENT CONTACTS
C-60	0	0	3
TOTAL	0	0	3
PRE-INCIDENT VALUE		LOSSES	
\$0.00		\$0.00	
CO CHECKS			
TOTAL			
MUTUAL AID			
Aid Type		Total	
Aid Given		3	
Aid Received		1	
OVERLAPPING CALLS			
# OVERLAPPING		% OVERLAPPING	
2		16.67	
LIGHTS AND SIREN - AVERAGE RESPONSE TIME (Dispatch to Arrival)			
Station	EMS	FIRE	
Cassie VFD-Elms Station	0:08:18	0:38:19	
AVERAGE FOR ALL CALLS		0:13:14	
LIGHTS AND SIREN - AVERAGE TURNOUT TIME (Dispatch to Enroute)			
Station	EMS	FIRE	
Cassie VFD-Elms Station	0:02:53	0:06:06	
AVERAGE FOR ALL CALLS		0:03:06	
AGENCY	AVERAGE TIME ON SCENE (MM:SS)		
Cassie VFD/ Burnet ESD 2	29:27		

Only Reviewed Incidents included. EMS for Incident counts includes only 300 to 399 Incident Types. All other incident types are counted as FIRE. CO Checks only includes Incident Types: 424, 736 and 734. # Apparatus Transports = # of incidents where apparatus transported. # Patient Transports = All patients transported by EMS. # Patient Contacts = # of PCR contacted by apparatus. This report now returns both NEMSIS 2 & 3 data as appropriate. For overlapping calls that span over multiple days, total per month will not equal Total count for year.



Cassie VFD/ Burnet ESD 2

Burnet, TX

This report was generated on 12/6/2022 8:56:16 AM



Incident Statistics

Zone(s): All Zones | Start Date: 01/01/2022 | End Date: 11/30/2022

INCIDENT COUNT			
INCIDENT TYPE		# INCIDENTS	
EMS		87	
FIRE		64	
TOTAL		151	
TOTAL TRANSPORTS (N2 and N3)			
APPARATUS	# of APPARATUS TRANSPORTS	# of PATIENT TRANSPORTS	TOTAL # of PATIENT CONTACTS
4490	0	0	4
C-60	0	0	42
TOTAL	0	0	46
PRE-INCIDENT VALUE		LOSSES	
\$5,626,133.00		\$5,000,000.00	
CO CHECKS			
TOTAL			
MUTUAL AID			
Aid Type		Total	
Aid Given		43	
Aid Received		10	
OVERLAPPING CALLS			
# OVERLAPPING		% OVERLAPPING	
8		5.3	
LIGHTS AND SIREN - AVERAGE RESPONSE TIME (Dispatch to Arrival)			
Station	EMS	FIRE	
Cassie VFD-Elms Station	0:08:12	0:17:19	
AVERAGE FOR ALL CALLS		0:11:12	
LIGHTS AND SIREN - AVERAGE TURNOUT TIME (Dispatch to Enroute)			
Station	EMS	FIRE	
Cassie VFD-Elms Station	0:01:24	0:00:50	
AVERAGE FOR ALL CALLS		0:01:07	
AGENCY		AVERAGE TIME ON SCENE (MM:SS)	
Cassie VFD/ Burnet ESD 2		64:20	

Only Reviewed Incidents included. EMS for Incident counts includes only 300 to 399 Incident Types. All other incident types are counted as FIRE. CO Checks only includes Incident Types: 424, 736 and 734. # Apparatus Transports = # of incidents where apparatus transported. # Patient Transports = All patients transported by EMS. # Patient Contacts = # of PCR contacted by apparatus. This report now returns both NEMSIS 2 & 3 data as appropriate. For overlapping calls that span over multiple days, total per month will not equal Total count for year.



Cassie VFD/ Burnet ESD 2

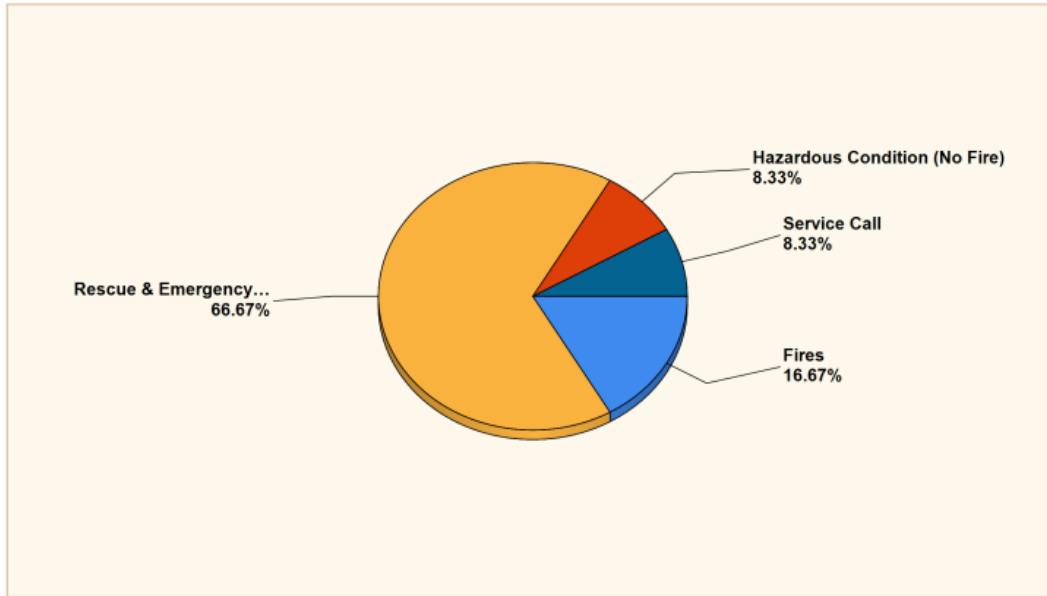
Burnet, TX

This report was generated on 12/6/2022 8:56:38 AM



Breakdown by Major Incident Types for Date Range

Zone(s): All Zones | Start Date: 11/01/2022 | End Date: 11/30/2022



MAJOR INCIDENT TYPE	# INCIDENTS	% of TOTAL
Fires	2	16.67%
Rescue & Emergency Medical Service	8	66.67%
Hazardous Condition (No Fire)	1	8.33%
Service Call	1	8.33%
TOTAL	12	100%

Detailed Breakdown by Incident Type		
INCIDENT TYPE	# INCIDENTS	% of TOTAL
112 - Fires in structure other than in a building	1	8.33%
143 - Grass fire	1	8.33%
311 - Medical assist, assist EMS crew	1	8.33%
321 - EMS call, excluding vehicle accident with injury	7	58.33%
423 - Refrigeration leak	1	8.33%
551 - Assist police or other governmental agency	1	8.33%
TOTAL INCIDENTS:	12	100%

Only REVIEWED and/or LOCKED IMPORTED incidents are included. Summary results for a major incident type are not displayed if the count is zero.



Cassie VFD/ Burnet ESD 2

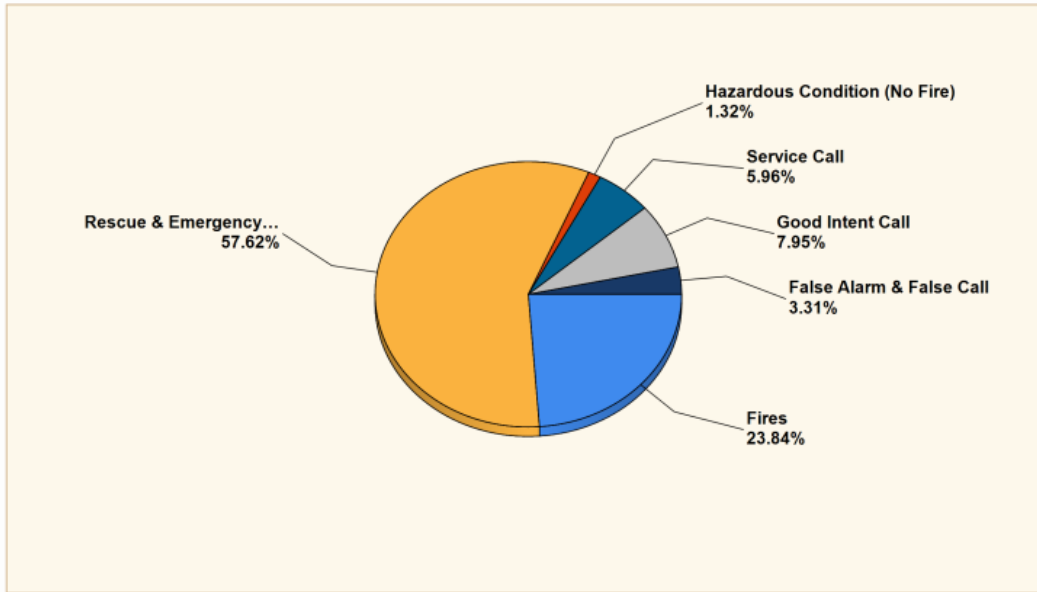
Burnet, TX

This report was generated on 12/6/2022 8:56:54 AM



Breakdown by Major Incident Types for Date Range

Zone(s): All Zones | Start Date: 01/01/2022 | End Date: 11/30/2022



MAJOR INCIDENT TYPE	# INCIDENTS	% of TOTAL
Fires	36	23.84%
Rescue & Emergency Medical Service	87	57.62%
Hazardous Condition (No Fire)	2	1.32%
Service Call	9	5.96%
Good Intent Call	12	7.95%
False Alarm & False Call	5	3.31%
TOTAL	151	100%

Only REVIEWED and/or LOCKED IMPORTED incidents are included. Summary results for a major incident type are not displayed if the count is zero.



Detailed Breakdown by Incident Type		
INCIDENT TYPE	# INCIDENTS	% of TOTAL
111 - Building fire	3	1.99%
112 - Fires in structure other than in a building	2	1.32%
121 - Fire in mobile home used as fixed residence	2	1.32%
140 - Natural vegetation fire, other	1	0.66%
141 - Forest, woods or wildland fire	4	2.65%
142 - Brush or brush-and-grass mixture fire	5	3.31%
143 - Grass fire	18	11.92%
151 - Outside rubbish, trash or waste fire	1	0.66%
311 - Medical assist, assist EMS crew	15	9.93%
321 - EMS call, excluding vehicle accident with injury	59	39.07%
324 - Motor vehicle accident with no injuries.	4	2.65%
341 - Search for person on land	1	0.66%
342 - Search for person in water	2	1.32%
363 - Swift water rescue	1	0.66%
365 - Watercraft rescue	5	3.31%
411 - Gasoline or other flammable liquid spill	1	0.66%
423 - Refrigeration leak	1	0.66%
541 - Animal problem	1	0.66%
550 - Public service assistance, other	2	1.32%
551 - Assist police or other governmental agency	2	1.32%
561 - Unauthorized burning	3	1.99%
571 - Cover assignment, standby, moveup	1	0.66%
611 - Dispatched & cancelled en route	8	5.3%
622 - No incident found on arrival at dispatch address	2	1.32%
651 - Smoke scare, odor of smoke	2	1.32%
700 - False alarm or false call, other	1	0.66%
710 - Malicious, mischievous false call, other	1	0.66%
714 - Central station, malicious false alarm	1	0.66%
715 - Local alarm system, malicious false alarm	1	0.66%
743 - Smoke detector activation, no fire - unintentional	1	0.66%
TOTAL INCIDENTS:	151	100%

Only REVIEWED and/or LOCKED IMPORTED incidents are included. Summary results for a major incident type are not displayed if the count is zero.



Cassie VFD/ Burnet ESD 2

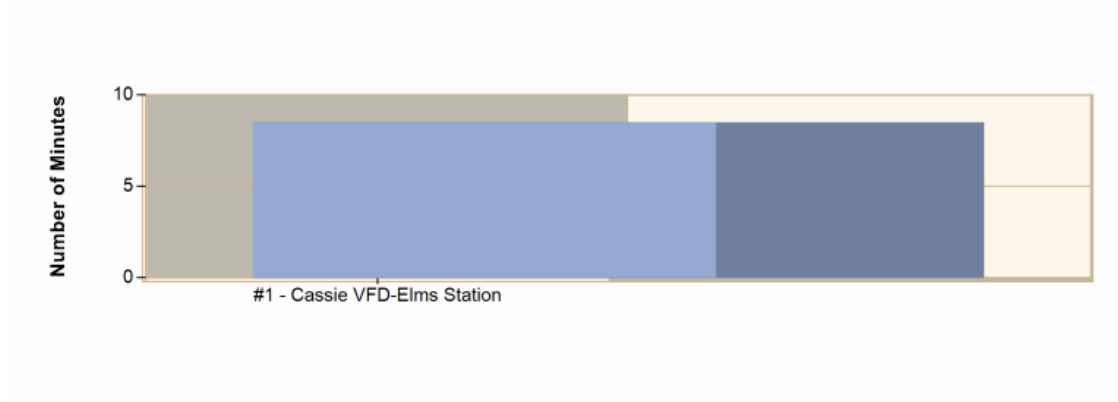
Burnet, TX

This report was generated on 12/6/2022 8:57:19 AM



Average Response Time per Station for Date Range

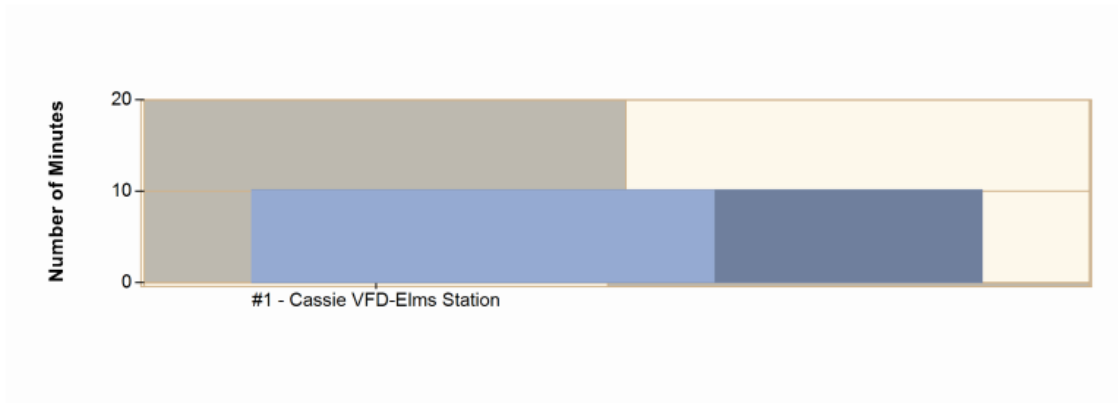
Start Date: 11/01/2022 | End Date: 11/30/2022



STATION	AVERAGE RESPONSE MM:SS (Dispatch to Arrived)
#1 - Cassie VFD-Elms Station	8:30

Average Response Time per Station for Date Range

Start Date: 01/01/2022 | End Date: 11/30/2022



STATION	AVERAGE RESPONSE MM:SS (Dispatch to Arrived)
#1 - Cassie VFD-Elms Station	10:11

AVERAGE RESPONSE TIME calculated from the average time difference between DISPATCH and ARRIVED times on Basic Info 4. Only REVIEWED incidents included.



emergencyreporting.com
Doc Id: 56
Page # 1 of 1

Cassie VFD/ Burnet ESD 2

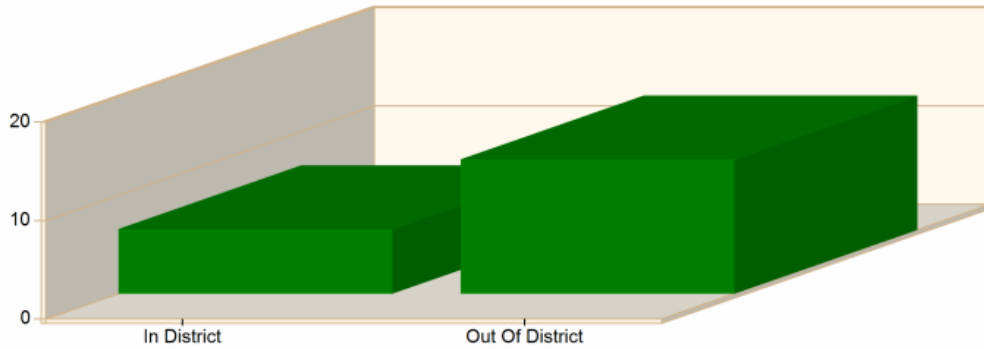
Burnet, TX

This report was generated on 12/6/2022 8:57:54 AM



Incident Average Response Time per Shift for Date Range

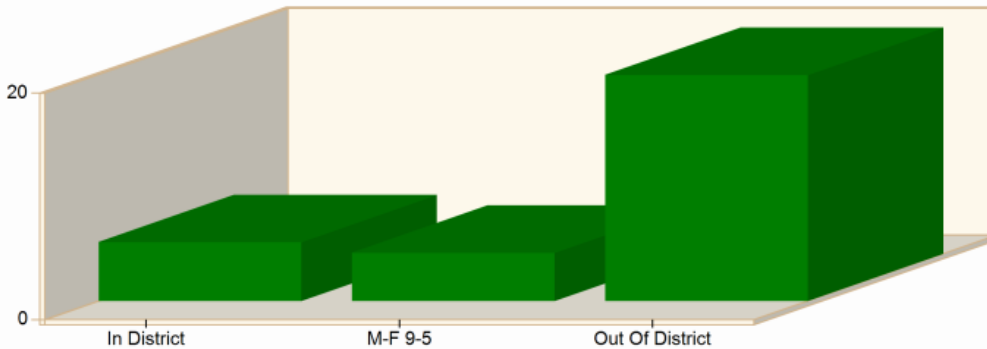
Start Date: 11/01/2022 | End Date: 11/30/2022



SHIFT	AVERAGE RESPONSE TIME (min) (Dispatch to Arrived)	CALLS
In District	6.54	9
Out Of District	13.62	3
Total Number of Calls:		12

Incident Average Response Time per Shift for Date Range

Start Date: 01/01/2022 | End Date: 11/30/2022



SHIFT	AVERAGE RESPONSE TIME (min) (Dispatch to Arrived)	CALLS
In District	5.19	75
M-F 9-5	4.25	32
Out Of District	19.95	39
Total Number of Calls:		146

Incident Average Response Time calculated from Dispatch to first arriving unit apparatus Arrived time. Only Reviewed incidents are included. Incidents that are Cancelled with no apparatus actually arriving are not part of the incident count.



Cassie VFD/ Burnet ESD 2

Burnet, TX

This report was generated on 12/6/2022 9:00:26 AM



Personnel Count per Incident for Date Range

Start Date: 11/01/2022 | End Date: 11/30/2022

INCIDENT NUMBER	DATE	INCIDENT TYPE	FDID	NUMBER OF PEOPLE		
				ON APPARATUS	NOT ON APPARATUS	TOTAL
2022-2200140	11/1/2022 21:16:54	551 - Assist police or other governmental agency	BP208	1	0	1
2022-2200141	11/6/2022 10:22:48	321 - EMS call, excluding vehicle accident with injury	BP208	4	0	4
2022-2200142	11/6/2022 12:04:02	321 - EMS call, excluding vehicle accident with injury	BP208	3	0	3
2022-2200143	11/11/2022 04:14:43	321 - EMS call, excluding vehicle accident with injury	BP208	2	1	3
2022-2200144	11/12/2022 10:38:04	112 - Fires in structure other than in a building	BP208	4	1	5
2022-2200145	11/17/2022 17:53:55	321 - EMS call, excluding vehicle accident with injury	BP208	7	0	7
2022-2200146	11/20/2022 22:04:04	423 - Refrigeration leak	BP208	4	4	8
2022-2200147	11/20/2022 22:07:25	321 - EMS call, excluding vehicle accident with injury	BP208	4	4	8
2022-2200148	11/21/2022 04:24:28	311 - Medical assist, assist EMS crew	BP208	5	0	5
2022-2200149	11/22/2022 17:20:37	143 - Grass fire	BP208	2	7	9
2022-2200150	11/26/2022 10:54:20	321 - EMS call, excluding vehicle accident with injury	BP208	1	0	1
2022-2200151	11/27/2022 03:51:47	321 - EMS call, excluding vehicle accident with injury	BP208	5	0	5

TOTAL # OF INCIDENTS: 12

AVERAGES:

3.5

1.4

4.9

Personnel Count per Incident for Date Range

Start Date: 01/01/2022 | End Date: 11/30/2022

TOTAL # OF INCIDENTS: 151

AVERAGES:

3.6

1.3

4.9

Only REVIEWED incidents included

 **EMERGENCY REPORTING**
emergencyreporting.com
Doc Id: 358
Page # 1 of 1

Cassie VFD/ Burnet ESD 2

Burnet, TX

This report was generated on 12/6/2022 9:01:22 AM



Incidents per Zone for Date Range

Start Date: 11/01/2022 | End Date: 11/30/2022

INCIDENT NUMBER	INCIDENT TYPE	DATE	LOCATION	APPARATUS
ZONE: 01 - Cassie				
2022-2200143	321 - EMS call, excluding vehicle accident with injury	11/11/2022	718 SOUTH CHAPARRAL	B-50,C-60
2022-2200145	321 - EMS call, excluding vehicle accident with injury	11/17/2022	112 CR 146	4490,B-50,C-60
2022-2200148	311 - Medical assist, assist EMS crew	11/21/2022	718 SOUTH CHAPARRAL	B-51,C-60
2022-2200151	321 - EMS call, excluding vehicle accident with injury	11/27/2022	718 S CHAPARRAL	4490,B-51,C-60
Total # Incidents for 01:				4
ZONE: 04 - The Willows				
2022-2200147	321 - EMS call, excluding vehicle accident with injury	11/20/2022	189 Cr 141	4490,B-50,C-60
Total # Incidents for 04 :				1
ZONE: 10 - The Emeralds				
2022-2200142	321 - EMS call, excluding vehicle accident with injury	11/06/2022	143 Emeralds DR	4490
Total # Incidents for 10:				1
ZONE: 15 - Reveille Peak Ranch				
2022-2200141	321 - EMS call, excluding vehicle accident with injury	11/06/2022	105 CR 115	B-50,C-60
Total # Incidents for 15:				1
ZONE: 16 - West State Highway 29				
2022-2200149	143 - Grass fire	11/22/2022	7320 W Sh 29	B-50
Total # Incidents for 16:				1
ZONE: 17 - FM 690				
2022-2200140	551 - Assist police or other governmental agency	11/01/2022	2900 Fm 690	C-60
Total # Incidents for 17:				1
ZONE: 27 - OOD-ELBVFD				
2022-2200144	112 - Fires in structure other than in a building	11/12/2022	312 CR 145	E-21,T-40
2022-2200150	321 - EMS call, excluding vehicle accident with injury	11/26/2022	1113 palm	C-60
Total # Incidents for 27:				2
ZONE: 30 - OOD- Hoover Valley VFD				
2022-2200146	423 - Refrigeration leak	11/20/2022	965 CR 118B	E-21,T-40
Total # Incidents for 30:				1
TOTAL # INCIDENTS:				12

Only REVIEWED incidents included. Archived Zones cannot be unarchived.



INCIDENT NUMBER	INCIDENT TYPE	DATE	LOCATION	APPARATUS
ZONE: 27 - OOD-ELBVFD				
2022-2200031	324 - Motor vehicle accident with no injuries.	03/10/2022	5400 RR 2341	B-51,C-60,E-20
2022-2200033	111 - Building fire	03/17/2022	1009 CR 133	B-50,E-21,T-40
2022-2200034	143 - Grass fire	03/19/2022	RR 2341	B-50,B-51,T-40
2022-2200071	365 - Watercraft rescue	06/01/2022	1802 silver creek DR	C-60
2022-2200112	111 - Building fire	08/25/2022	304 GREENWOOD HILLS TRL	B-51,E-21,T-40
2022-2200144	112 - Fires in structure other than in a building	11/12/2022	312 CR 145	E-21,T-40
2022-2200150	321 - EMS call, excluding vehicle accident with injury	11/26/2022	1113 palm	C-60

Total # Incidents for 27: 7

ZONE: 28 - OOD- Burnet VFD				
2022-2200008	143 - Grass fire	01/14/2022	2009 Carpenter LOOP	B-50,T-40
2022-2200023	143 - Grass fire	02/13/2022	6100 FM 1478	B-50,C-60,T-40
2022-2200024	611 - Dispatched & cancelled en route	02/14/2022	301 CEDAR BREAK LN	B-50
2022-2200030	622 - No incident found on arrival at dispatch address	02/28/2022	117 LAKEVIEW DR	B-50
2022-2200046	341 - Search for person on land	04/12/2022	6757 CR 200	B-51,UTV31
2022-2200057	142 - Brush or brush-and-grass mixture fire	05/07/2022	712 CR 107A	T-40
2022-2200068	141 - Forest, woods or wildland fire	05/29/2022	4115 PR 4 S	B-50,E-21
2022-2200108	112 - Fires in structure other than in a building	08/20/2022	687 WARNER WAY	B-50,T-40
2022-2200121	143 - Grass fire	09/27/2022	761 ROCKY CREEK RANCH RD	B-50,C-60,T-40

Total # Incidents for 28: 9

Only REVIEWED incidents included. Archived Zones cannot be unarchived.

INCIDENT NUMBER	INCIDENT TYPE	DATE	LOCATION	APPARATUS
ZONE: 29 - OOD- CI Burnet FD				
2022-2200027	143 - Grass fire	02/22/2022	1527 CR 330	B-51,T-40
2022-2200040	142 - Brush or brush-and-grass mixture fire	03/25/2022	W Sh 29	B-50,B-51
2022-2200041	142 - Brush or brush-and-grass mixture fire	03/26/2022	1645 CR 250	B-51,T-40
2022-2200048	142 - Brush or brush-and-grass mixture fire	04/15/2022	2201 CR 340	B-51,T-40

Total # Incidents for 29: 4

ZONE: 30 - OOD- Hoover Valley VFD				
2022-2200001	611 - Dispatched & cancelled en route	01/03/2022	602 CR 118B	C-60
2022-2200026	611 - Dispatched & cancelled en route	02/19/2022	1405 cr 118	4490
2022-2200032	342 - Search for person in water	03/17/2022	3630 PR 4 W	C-60,RB-30
2022-2200114	541 - Animal problem	09/07/2022	120 QUARTER HORSE CIR	C-60
2022-2200125	311 - Medical assist, assist EMS crew	10/01/2022	817 IROQUOIS DR	C-60
2022-2200134	121 - Fire in mobile home used as fixed residence	10/16/2022	7235 PR 4 W	E-21,T-40
2022-2200146	423 - Refrigeration leak	11/20/2022	965 CR 118B	E-21,T-40

Total # Incidents for 30: 7

ZONE: 31 - OOD- Oakalla VFD				
2022-2200037	141 - Forest, woods or wildland fire	03/24/2022	305 CR 224	B-50,C-60,T-40
2022-2200086	363 - Swift water rescue	06/27/2022	4805 CR 207	C-60,RB-30
2022-2200094	143 - Grass fire	07/14/2022	890 US 183	T-40

Total # Incidents for 31: 3

ZONE: 32 - OOD- Marble Falls Area VFD				
2022-2200104	321 - EMS call, excluding vehicle accident with injury	08/02/2022	110 Cr 120B	B-51

Total # Incidents for 32: 1

ZONE: 33 - OOD- CI Marble Falls F/R				
2022-2200103	571 - Cover assignment, standby, moveup	08/02/2022	700 Ave N	B-51

Total # Incidents for 33: 1

ZONE: 37 - OODOC- Llano County Buchanan Dam VFD				
2022-2200072	611 - Dispatched & cancelled en route	06/05/2022	815 Buchanan Plant RD	4490
2022-2200117	611 - Dispatched & cancelled en route	09/17/2022	347 Ellison	C-60
2022-2200138	611 - Dispatched & cancelled en route	10/21/2022	315 ellison	RB-30

Total # Incidents for 37: 3

Only REVIEWED incidents included. Archived Zones cannot be unarchived.

INCIDENT NUMBER	INCIDENT TYPE	DATE	LOCATION	APPARATUS
ZONE: 38 - OODOC- Llano County Kingsland VFD				
2022-2200100	143 - Grass fire	07/28/2022	300 Airway	B-50
Total # Incidents for 38:				1
ZONE: 42 - OOD- Bertram VFD				
2022-2200029	143 - Grass fire	02/27/2022	7221 CR 200	B-50,T-40
2022-2200038	143 - Grass fire	03/25/2022	555 CR 210B	B-50,T-40
2022-2200039	143 - Grass fire	03/25/2022	FM 963	B-51,T-40
2022-2200083	143 - Grass fire	06/20/2022	200 Misty Woods	B-51,T-40
2022-2200102	121 - Fire in mobile home used as fixed residence	08/01/2022	10444 CR 272	T-40
Total # Incidents for 42:				5
ZONE: 44 - OOCOOD- LLANO VFD				
2022-2200061	141 - Forest, woods or wildland fire	05/17/2022	6500 E SH 71	B-51,T-40
Total # Incidents for 44:				1
ZONE: 46 - OODOC- ROUND MOUNTAIN VFD				
2022-2200073	143 - Grass fire	06/05/2022	1516 Lincoln Smith RD	B-50,T-40
Total # Incidents for 46:				1
TOTAL # INCIDENTS:			151	

Only REVIEWED incidents included. Archived Zones cannot be unarchived.

4:54 PM
12/12/22
Cash Basis

Cassie Volunteer Fire Department
Balance Sheet
As of November 30, 2022

	Nov 30, 22
ASSETS	
Current Assets	
Checking/Savings	
1010 · CASSIE VFD-ESD2	22,223.12
Total Checking/Savings	22,223.12
Total Current Assets	22,223.12
Fixed Assets	
1410 · Land	13,820.69
1420 · Furniture & Fixtures	18,123.07
1430 · Vehicles & Equipment	1,135,402.39
1440 · EMS Equipment	5,037.56
1450 · Communication Equipment	103,956.55
1460 · Buildings	111,750.42
1510 · Accumulated Depreciation	-971,645.11
Total Fixed Assets	416,445.57
Other Assets	
1090 · Transfers (In/Out)	70,000.00
Total Other Assets	70,000.00
TOTAL ASSETS	508,668.69
LIABILITIES & EQUITY	
Liabilities	
Current Liabilities	
Other Current Liabilities	
2010 · Employer & Emp. Payroll Tax	1,820.77
Total Other Current Liabilities	1,820.77
Total Current Liabilities	1,820.77
Total Liabilities	1,820.77
Equity	
3010 · Unrestricted Net Assets-Ret.Ern	497,800.34
Net Income	9,047.58
Total Equity	506,847.92
TOTAL LIABILITIES & EQUITY	508,668.69

5:07 PM
 12/12/22
 Cash Basis

**Cassie Volunteer Fire Department
 Profit & Loss Budget vs. Actual
 October through November 2022**

	Oct - Nov 22	Budget	\$ Over Budget
Income			
4000 · Income			
4005 · ESD payments	56,375.25	225,501.00	-169,125.75
4070 · ESD Reimbursement	315.00		
Total 4000 · Income	56,690.25	225,501.00	-168,810.75
Total Income	56,690.25	225,501.00	-168,810.75
Expense			
5000 · ADMINISTRATIVE			
5005 · Accounting	250.00	1,500.00	-1,250.00
5010 · Legal Services	0.00	100.00	-100.00
5015 · Meetings	0.00	300.00	-300.00
5020 · Office Equipment/Maint.	0.00	258.00	-258.00
5025 · Office Supplies	84.89	1,000.00	-915.11
5030 · Printer Supplies	0.00	300.00	-300.00
5035 · Shipping/Postage/PO Box Rental	0.00	150.00	-150.00
5040 · Subscrptn/Dues/Membrshp/RecMgmt	580.00	5,000.00	-4,420.00
5042 · Record Mgmt Systems-ER,PC,CAD	2,645.57	5,500.00	-2,854.43
5045 · Travel Allowance	0.00	100.00	-100.00
5050 · Uniforms (Caps and Shirts)	0.00	2,000.00	-2,000.00
5055 · Printing Services	0.00	100.00	-100.00
5060 · Banking/SftyDepBox/Chks/BkgdCks	20.00	100.00	-80.00
5065 · Finance Chgs/Late Fees/Sales Tx	40.00	0.00	40.00
5070 · Replen Petty Cash/Toll Charges	0.00	350.00	-350.00
5076 · RECRUITMENT & RETENTION	4,005.00	10,200.00	-6,195.00
Total 5000 · ADMINISTRATIVE	7,625.46	26,958.00	-19,332.54
5200 · PAID POSITION			
5205 · Base Salary	11,538.45	60,000.00	-48,461.55
5215 · CVFD SS & Medicare Tax Match	882.70	4,590.00	-3,707.30
Total 5200 · PAID POSITION	12,421.15	64,590.00	-52,168.85
5300 · BUILDING AND GROUNDS			
5305 · Botanical Supplies	0.00	50.00	-50.00
5310 · Janitorial Supplies	10.48	200.00	-189.52
5320 · Repairs and Maintenance	0.00	1,500.00	-1,500.00
5325 · Furn&YardEquip Repl/Rep/New	71.08	1,000.00	-928.92
5330 · Electrical Service	487.60	4,200.00	-3,712.40
5335 · Telephone Service	667.82	6,600.00	-5,932.18
Total 5300 · BUILDING AND GROUNDS	1,236.98	13,550.00	-12,313.02
5600 · COMMUNICATIONS			
5605 · Batteries, Clips, Acc.	0.00	500.00	-500.00
5615 · Non-Warranty Repair	0.00	300.00	-300.00
5620 · Digital Radio and Pagers	0.00	500.00	-500.00
Total 5600 · COMMUNICATIONS	0.00	1,300.00	-1,300.00
6600 · INSURANCE			
6605 · Building and Property	964.00	5,040.00	-4,076.00
6610 · Vehicle	2,144.00	10,752.00	-8,608.00
6615 · Personnel Coverage	12,927.00	14,000.00	-1,073.00
Total 6600 · INSURANCE	16,035.00	29,792.00	-13,757.00
7000 · OPERATIONS			
7007 · CAD-Computer Aided Dispatch	0.00	5,500.00	-5,500.00
7010 · Fuel-Vehicle and Equipment	0.00	250.00	-250.00
7012 · Fuelman-Vehicles & Equipment	1,240.38	16,000.00	-14,759.62
7015 · Equipment Maint/Repr-Vendor	0.00	500.00	-500.00
7020 · Fire Extinguisher Test/Repr	0.00	300.00	-300.00
7025 · Fire Suppressant Supplies	0.00	5,000.00	-5,000.00
7030 · First Responder Supplies	338.18	4,500.00	-4,161.82
7035 · Ladder, Pump & Hose Testing	0.00	4,000.00	-4,000.00
7040 · Minor Tools	0.00	150.00	-150.00
7045 · Veh/Epmt Lights-Decals-Safety	0.00	100.00	-100.00

5:07 PM
 12/12/22
 Cash Basis

**Cassie Volunteer Fire Department
 Profit & Loss Budget vs. Actual
 October through November 2022**

	Oct - Nov 22	Budget	\$ Over Budget
7050 · Personal Protect Equip-PPE	1,450.35	4,000.00	-2,549.65
7055 · PPE Testing/Cleaning/Repair	0.00	500.00	-500.00
7057 · Operations - Radio Service Fee	5,296.44	5,300.00	-3.56
7060 · Rehabilitation Supplies	46.10	500.00	-453.90
7065 · Rescue Equipment Maint/Repr	0.00	250.00	-250.00
7070 · SCBA Testing/Hydro/FaceMsk/Pack	0.00	2,500.00	-2,500.00
7072 · SCBA MAINTENANCE & REPAIR	0.00	500.00	-500.00
7075 · State Veh Safety Inspec&Regist	0.00	150.00	-150.00
7080 · Vehicle Maintenance/Repair	12.00	2,000.00	-1,988.00
7085 · Vehicle Maint/Repr(Vendor)	462.65	16,000.00	-15,537.35
7090 · Equipmt Replmt(Fire Fightg)	0.00	1,750.00	-1,750.00
7095 · Fire Fighting Equipmt - NEW	0.00	2,500.00	-2,500.00
7096 · FIRE FIGHTING EQUIPMENT-MAINTEN	0.00	1,007.00	-1,007.00
7100 · Rescue Equipment - NEW	926.10	1,000.00	-73.90
7105 · Rescue Equipment - REPLMNT	0.00	200.00	-200.00
Total 7000 · OPERATIONS	9,772.20	74,457.00	-64,684.80
8000 · TRAINING			
8005 · AED, CPR, First Aid	0.00	454.00	-454.00
8020 · Training -VENDOR	350.00	7,000.00	-6,650.00
8022 · Training-Certification&Testing	118.10	1,000.00	-881.90
8025 · Per Diem Travel/Lodging	83.78	4,000.00	-3,916.22
8030 · Wildland	0.00	500.00	-500.00
8035 · Educational Supplies	0.00	600.00	-600.00
Total 8000 · TRAINING	551.88	13,554.00	-13,002.12
9000 · PUBLIC RELATIONS			
9005 · Educational Supplies	0.00	100.00	-100.00
9010 · Public Eductn/Relatn/Apprtn	0.00	500.00	-500.00
9015 · Shipping and Postage	0.00	100.00	-100.00
9020 · Printing	0.00	100.00	-100.00
9025 · Recognition/Thank You	0.00	500.00	-500.00
Total 9000 · PUBLIC RELATIONS	0.00	1,300.00	-1,300.00
Total Expense	47,642.67	225,501.00	-177,858.33
Net Income	9,047.58	0.00	9,047.58

5:03 PM
 12/12/22
 Cash Basis

**Cassie Volunteer Fire Department
 Profit & Loss by Class
 October through November 2022**

	ESD	FD	FDE	TOTAL
Income				
4000 · Income				
4005 · ESD payments	39,977.75	0.00	16,397.50	56,375.25
4070 · ESD Reimbursement	315.00	0.00	0.00	315.00
Total 4000 · Income	40,292.75	0.00	16,397.50	56,690.25
Total Income	40,292.75	0.00	16,397.50	56,690.25
Expense				
5000 · ADMINISTRATIVE				
5005 · Accounting	0.00	0.00	250.00	250.00
5025 · Office Supplies	84.89	0.00	0.00	84.89
5040 · Subscrptn/Dues/Membrshp/RecMgmt	580.00	0.00	0.00	580.00
5042 · Record Mgmt Systems-ER,PC,CAD	2,645.57	0.00	0.00	2,645.57
5060 · Banking/SftyDepBox/Chks/BkgdCks	20.00	0.00	0.00	20.00
5065 · Finance Chgs/Late Fees/Sales Tx	40.00	0.00	0.00	40.00
5076 · RECRUITMENT & RETENTION	4,005.00	0.00	0.00	4,005.00
Total 5000 · ADMINISTRATIVE	7,375.46	0.00	250.00	7,625.46
5200 · PAID POSITION				
5205 · Base Salary	0.00	0.00	11,538.45	11,538.45
5215 · CVFD SS & Medicare Tax Match	0.00	0.00	882.70	882.70
Total 5200 · PAID POSITION	0.00	0.00	12,421.15	12,421.15
5300 · BUILDING AND GROUNDS				
5310 · Janitorial Supplies	10.48	0.00	0.00	10.48
5325 · Furn&YardEquip Repl/Rep/New	71.08	0.00	0.00	71.08
5330 · Electrical Service	487.60	0.00	0.00	487.60
5335 · Telephone Service	667.82	0.00	0.00	667.82
Total 5300 · BUILDING AND GROUNDS	1,236.98	0.00	0.00	1,236.98
6600 · INSURANCE				
6605 · Building and Property	964.00	0.00	0.00	964.00
6610 · Vehicle	2,144.00	0.00	0.00	2,144.00
6615 · Personnel Coverage	12,927.00	0.00	0.00	12,927.00
Total 6600 · INSURANCE	16,035.00	0.00	0.00	16,035.00
7000 · OPERATIONS				
7012 · Fuelman-Vehicles & Equipment	1,240.38	0.00	0.00	1,240.38
7030 · First Responder Supplies	338.18	0.00	0.00	338.18
7050 · Personal Protect Equip-PPE	1,450.35	0.00	0.00	1,450.35
7057 · Operations - Radio Service Fee	5,296.44	0.00	0.00	5,296.44
7060 · Rehabilitation Supplies	20.56	25.54	0.00	46.10
7080 · Vehicle Maintenance/Repair	12.00	0.00	0.00	12.00
7085 · Vehicle Maint/Repr(Vendor)	462.65	0.00	0.00	462.65
7100 · Rescue Equipment - NEW	926.10	0.00	0.00	926.10
Total 7000 · OPERATIONS	9,746.66	25.54	0.00	9,772.20
8000 · TRAINING				
8020 · Training -VENDOR	350.00	0.00	0.00	350.00
8022 · Training-Certification&Testing	118.10	0.00	0.00	118.10
8025 · Per Diem Travel/Lodging	83.78	0.00	0.00	83.78
Total 8000 · TRAINING	551.88	0.00	0.00	551.88
Total Expense	34,945.98	25.54	12,671.15	47,642.67
Net Income	5,346.77	-25.54	3,726.35	9,047.58

5:00 PM
 12/12/22
 Cash Basis

**Cassie Volunteer Fire Department
 Profit & Loss Detail
 November 2022**

Type	Date	Name	Memo	Class	Paid Amount
Income					
4000 - Income					
4070 - ESD Reimbursement					
Deposit	11/01/2022	First State Bank of B...	Money not distributed under 5076 due to resignation of H. Herring	ESD	315.00
Total 4070 - ESD Reimbursement					315.00
Total 4000 - Income					315.00
Total Income					315.00
Expense					
5000 - ADMINISTRATIVE					
5005 - Accounting					
Check	11/14/2022	Chase Card Services	Taber & Burnett-payroll process for Oct, Nov, Dec 2022	FDE	250.00
Total 5005 - Accounting					250.00
5025 - Office Supplies					
Check	11/14/2022	Chase Card Services	Apple-cloud storage for reports-no receipt	ESD	0.99
Check	11/14/2022	Chase Card Services	Office Depot-1-box of 5 reams of copy paper, 3-desk calendars for...	ESD	83.90
Total 5025 - Office Supplies					84.89
5040 - Subscrptn/Dues/Membrshp/RecMgmt					
Check	11/14/2022	Chase Card Services	YMCA-November 2022 membership for Lee-senior couple	ESD	42.00
Check	11/14/2022	Chase Card Services	YMCA-November 2022 membership for Herwig-senior couple	ESD	42.00
Check	11/14/2022	Chase Card Services	YMCA-November 2022 membership for Sanchez- couple	ESD	52.00
Check	11/14/2022	Chase Card Services	YMCA-November 2022 membership for Curtis-family	ESD	61.00
Check	11/14/2022	Chase Card Services	YMCA-November 2022 membership for Kelley-family	ESD	61.00
Check	11/14/2022	Chase Card Services	YMCA-November 2022 membership for Shields-senior single	ESD	32.00
Total 5040 - Subscrptn/Dues/Membrshp/RecMgmt					290.00
Total 5000 - ADMINISTRATIVE					624.89
5200 - PAID POSITION					
5205 - Base Salary					
Check	11/01/2022	Derrick R Curtis	Salary	FDE	2,307.69
Check	11/15/2022	Derrick R Curtis	Salary-payroll for period ending 11-18-2022	FDE	2,307.69
Check	11/30/2022	Derrick R Curtis	Salary	FDE	2,307.69
Total 5205 - Base Salary					6,923.07
5215 - CVFD SS & Medicare Tax Match					
Check	11/01/2022	Derrick R Curtis	payroll for period ending 11-4-2022-Laura wrote check early due to...	FDE	176.54
Check	11/15/2022	Derrick R Curtis	payroll for period ending 11-18-2022	FDE	176.54
Check	11/30/2022	Derrick R Curtis	Payroll for period ending 12-2-2022	FDE	176.54
Total 5215 - CVFD SS & Medicare Tax Match					529.62
Total 5200 - PAID POSITION					7,452.69
5300 - BUILDING AND GROUNDS					
5310 - Janitorial Supplies					
Check	11/14/2022	Chase Card Services	Walmart-1-8 roll pack of paper towels	ESD	10.48
Total 5310 - Janitorial Supplies					10.48
5325 - Furn&YardEquip Repl/Rep/New					
Check	11/14/2022	Chase Card Services	Amzn- 1-mingle replacement pressure washer gun with extension ...	ESD	71.08
Total 5325 - Furn&YardEquip Repl/Rep/New					71.08
5330 - Electrical Service					
Check	11/15/2022	PEC	Acct#3000098825-monthly strtm for period 9-21-22-10-23-22	ESD	244.02
Total 5330 - Electrical Service					244.02
5335 - Telephone Service					
Check	11/14/2022	Chase Card Services	VZWRLLSS-for phone service and ipads internet for period 9-11-22...	ESD	250.27
Check	11/14/2022	Chase Card Services	281 Internet - internet service for the fire station for the period 10-...	ESD	167.00

5:00 PM
 12/12/22
 Cash Basis

**Cassie Volunteer Fire Department
 Profit & Loss Detail
 November 2022**

Type	Date	Name	Memo	Class	Paid Amount
Total 5335 · Telephone Service					417.27
Total 5300 · BUILDING AND GROUNDS					742.85
7000 · OPERATIONS					
7012 · Fuelman-Vehicles & Equipment					
Check	11/10/2022	Fuelman	10-08-22--4460-2 EMS and 2 Fire calls	ESD	59.37
Check	11/10/2022	Fuelman	10-13-22-4460-2 EMS and 2 Fire calls	ESD	47.41
Check	11/10/2022	Fuelman	10-19-22-4460-1 Fire and 2 EMS calls	ESD	59.99
Check	11/10/2022	Fuelman	10-24-22-4460-2 EMS calls	ESD	56.99
Check	11/10/2022	Fuelman	10-5-22-4450 pump-Fire MA Burnet-22-00127	ESD	15.61
Check	11/10/2022	Fuelman	10-10-22- pump 4451-SAR-#22-00130	ESD	12.49
Check	11/10/2022	Fuelman	10-11-22-4420-regular fill up	ESD	74.86
Check	11/10/2022	Fuelman	10-11-22-4421-regular fill up	ESD	52.34
Check	11/10/2022	Fuelman	10-16-22-4421-Fire MA HVVFD-#22-00134	ESD	62.36
Check	11/10/2022	Fuelman	10-16-22-4440-Fire MA HVVFD-#22-00134	ESD	78.93
Check	11/10/2022	Fuelman	10-25-22-4451-regular fill up	ESD	68.68
Total 7012 · Fuelman-Vehicles & Equipment					589.03
7030 · First Responder Supplies					
Check	11/10/2022	Bound Tree Medical ...	Inv#84748518-for 1-box of 48 of Nitro ointment, 4-4x4 quick clot dr...	ESD	330.69
Check	11/14/2022	Chase Card Services	HEB-1-pack of 30 metrix test strips for glucose meter	ESD	7.49
Total 7030 · First Responder Supplies					338.18
7050 · Personal Protect Equip-PPE					
Check	11/14/2022	Chase Card Services	North American-2-packof Medic Id patches for Rescue Task Force	ESD	30.69
Check	11/14/2022	Chase Card Services	EOD Gear-2-multi hit multi curve lightweight rifle plates for vest for...	ESD	1,419.66
Total 7050 · Personal Protect Equip-PPE					1,450.35
7060 · Rehabilitation Supplies					
Check	11/14/2022	Chase Card Services	Walmart-Dr. Pepper and diet Dr. Pepper and Bargs Root Beer for r...	FD	25.54
Check	11/14/2022	Chase Card Services	Walmart-Gatorade 2-18 packs for rehab	ESD	20.56
Total 7060 · Rehabilitation Supplies					46.10
7080 · Vehicle Maintenance/Repair					
Check	11/14/2022	Chase Card Services	Twin Oaks--car wash for Command 4460--no receipt	ESD	12.00
Total 7080 · Vehicle Maintenance/Repair					12.00
7085 · Vehicle Maint/Repr(Vendor)					
Check	11/14/2022	Chase Card Services	Quick Brakes-Brush 4450- remove and replace fuel filters and fra...	ESD	346.53
Check	11/14/2022	Chase Card Services	Quick Brakes-Command 4460-change oil and filter labor and mate...	ESD	116.12
Total 7085 · Vehicle Maint/Repr(Vendor)					462.65
7100 · Rescue Equipment - NEW					
Check	11/14/2022	Chase Card Services	SRS Tactical-3M peltor comtac vi nib communication headset sing...	ESD	926.10
Total 7100 · Rescue Equipment - NEW					926.10
Total 7000 · OPERATIONS					3,824.41
8000 · TRAINING					
8020 · Training -VENDOR					
Check	11/14/2022	Chase Card Services	Texas Fire Resources-Rescue Apprentice class for M. Rivera	ESD	350.00
Total 8020 · Training -VENDOR					350.00
8022 · Training-Certification&Testing					
Check	11/14/2022	Chase Card Services	TCFP--Exam for D. Curtis for Fire Officer II	ESD	56.49
Check	11/14/2022	Chase Card Services	TCFP-renewal certification for D. Curtis for all certifications	ESD	61.61
Total 8022 · Training-Certification&Testing					118.10
8025 · Per Diem Travel/Lodging					
Check	11/14/2022	Chase Card Services	EI Rancho-super for Curtis and Rivera attending Rescue Apprentic...	ESD	30.00
Check	11/14/2022	Chase Card Services	Gude's-breakfast for Curtis, Lee and Rivera attending Rescue App...	ESD	30.16
Total 8025 · Per Diem Travel/Lodging					60.16

5:00 PM
12/12/22
Cash Basis

Cassie Volunteer Fire Department
Profit & Loss Detail
November 2022

<u>Type</u>	<u>Date</u>	<u>Name</u>	<u>Memo</u>	<u>Class</u>	<u>Paid Amount</u>
Total 8000 · TRAINING					528.26
Total Expense					13,173.10
Net Income					-12,858.10

4:07 PM
12/12/22
Cash Basis

Cassie Volunteer Fire Dept. & EMS
Balance Sheet
As of November 30, 2022

	Nov 30, 22
ASSETS	
Current Assets	
Checking/Savings	
1010 · FSB of Burnet - 68007	95,851.12
Total Checking/Savings	95,851.12
Total Current Assets	95,851.12
Other Assets	
1090 · Transfers (In/Out)	-70,000.00
Total Other Assets	-70,000.00
TOTAL ASSETS	25,851.12
LIABILITIES & EQUITY	
Equity	
3010 · Unrestricted Net Assets	24,801.12
Net Income	1,050.00
Total Equity	25,851.12
TOTAL LIABILITIES & EQUITY	25,851.12

4:12 PM
 12/12/22
 Cash Basis

Cassie Volunteer Fire Dept. & EMS
Profit & Loss Detail
 November 2022

Type	Date	Name	Memo	Class	Paid Amount
Income					
4000 · INCOME					
4015 · Memorial Donations					
Deposit	11/23/2022	Individual Donations	Susan Gillespie in memory of Paul Bra...	FD	100.00
Total 4015 · Memorial Donations					100.00
4065 · GRANT REIMBURSEMENT					
Deposit	11/23/2022	Texas A& M Forest ...	Grant#21-22-009-This is a FY22-23 gr...	FD	700.00
Total 4065 · GRANT REIMBURSEMENT					700.00
Total 4000 · INCOME					800.00
Total Income					800.00
Expense					0.00
Net Income					800.00

HdL Companies

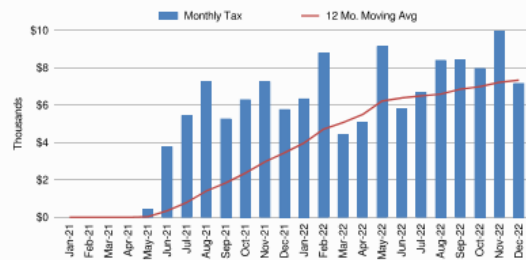
SALES TAX SNAPSHOT
Burnet Co ESD 2

Dec-22

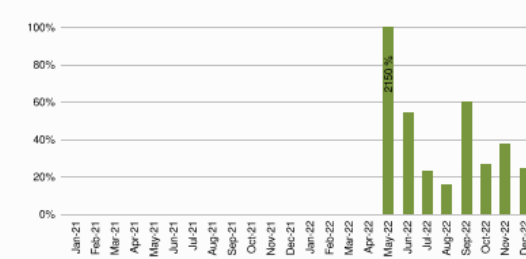
Sales Tax Net Payments

FY Mo.	FY2022	FY2023	YoY % Change
Oct	\$ 6,284	\$ 7,965	26.8%
Nov	\$ 7,245	\$ 9,955	37.4%
Dec	\$ 5,758	\$ 7,155	24.3%
Jan	\$ 6,336		
Feb	\$ 8,784		
Mar	\$ 4,411		
Apr	\$ 5,059		
May	\$ 9,132		
Jun	\$ 5,793		
Jul	\$ 6,675		
Aug	\$ 8,397		
Sep	\$ 8,411		
FYTD	\$ 19,288	\$ 25,076	30.0%
FY Total	\$ 82,287		

Sales Tax Net Payments Trend



Sales Tax Net Payments Change - YoY



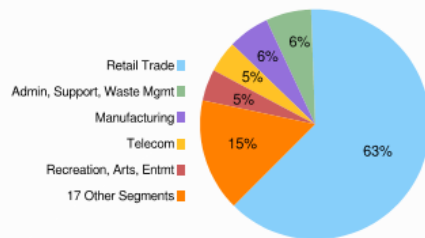
Top 10 Taxpayers

Rank	Company	FYTD Collections	% Total
1	AMAZON.COM SERVICES INC (MARKETPLACE)		
2	SMS BUCHANAN BUSINESS INC		
3	AMAZON.COM SERVICES LLC		
4	JIM EACHUS		
5	PEDERNALES ELECTRIC COOPERATIVE INC.		
6	MARK W MARDIS		
7	REVEILLE PEAK RANCH SOLUTIONS LLC		
8	REVEILLE PEAK RANCH L.L.C.		
9	BUCHANAN SEPTIC TANKS INC.		
10	APPLE INC.		
Top 10	Companies	\$ 15,782	61.7%
814	Other Large Companies	\$ 8,916	34.9%
	Small Companies/Other	\$ 784	3.1%
	Single Local Tax Rate (SLT)	\$ 79	0.3%
	Total	\$ 25,561	100.0%

Industry Segment Collections Trend - YoY % Chg

SEGMENT	Jul	Aug	Sep	Oct	Nov	Dec
Retail Trade	15.0%	11.5%	16.0%	15.6%	7.6%	6.3%
Manufacturing	195.9%	259.7%	669.3%	301.0%	441.2%	269.2%
Admin, Support, Waste Mgmt	-50.4%	18.7%	137.0%	101.0%	17.4%	-20.2%
Telecom	278.3%	291.6%	88.4%	-3.6%	-2.2%	33.7%
Recreation, Arts, Entmt	0%	-28.6%	157.4%	335.6%	321.3%	220.4%
All Others	223.1%	-12.8%	115.9%	-51.5%	25.3%	24.5%
Total Collections	22.5%	15.6%	61.4%	26.2%	37.6%	23.9%

Sales Tax Collections by Industry Segment

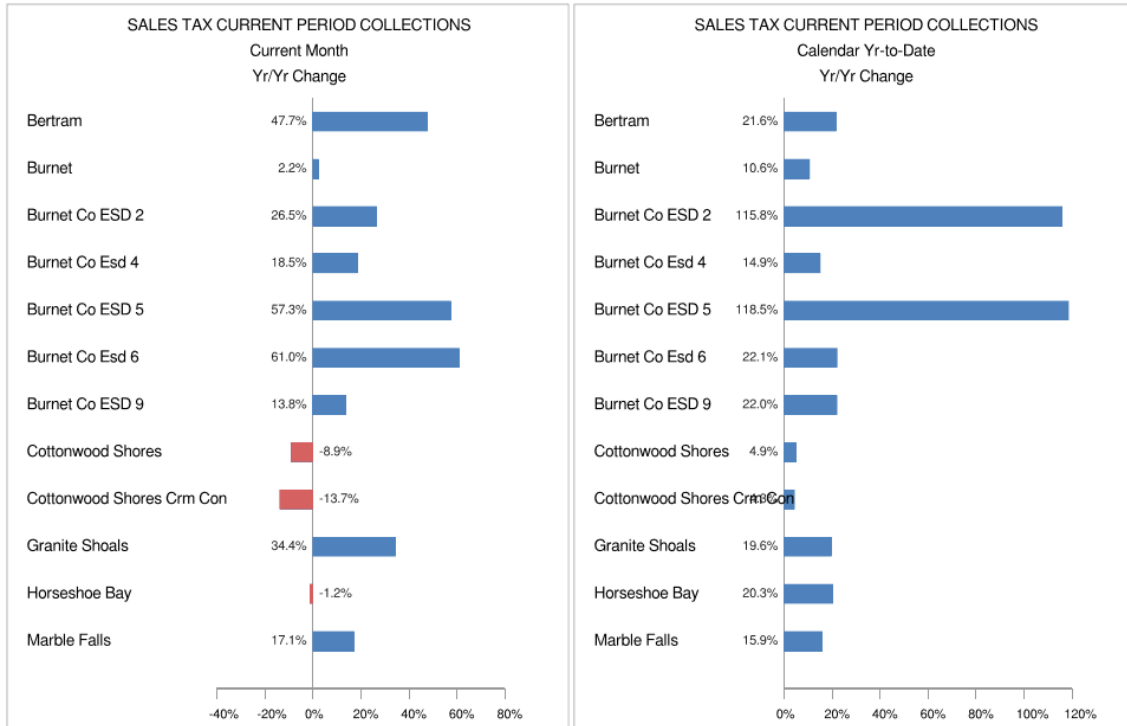


© 2022 All Rights Reserved

Data Source: Texas Comptroller of Public Accounts



SALES TAX TREND
 BURNET COUNTY
 Dec-22



Data: Texas Comptroller of Public Accounts

Copyright © 2022 All Rights Reserved All Rights Reserved

Hdl Companies

Burnet Co ESD 2
TOP 30 COMPANIES RANK and CHANGE SUMMARY
Dec-22

Fiscal Year: Oct-Sep

Rank*	Company	NAICS Key	Prior	Current	Change \$	Change %	Current
			Fiscal YTD Sales Tax Collections	Fiscal YTD Sales Tax Collections			Fiscal YTD % Total Collections
1	AMAZON.COM SERVICES INC (MARKETPLACE)	9					
2	SMS BUCHANAN BUSINESS INC	9					
3	AMAZON.COM SERVICES LLC	9					
4	JIM EACHUS	9					
5	PEDERNALES ELECTRIC COOPERATIVE INC.	3					
6	MARK W MARDIS	18					
7	REVEILLE PEAK RANCH SOLUTIONS LLC	21					
8	REVEILLE PEAK RANCH L.L.C.	1					
9	BUCHANAN SEPTIC TANKS INC.	5					
10	APPLE INC.	5					
TOP 10 LARGE** COMPANIES			12,029	15,782	3,753	31.2%	61.7%
11	NEW CINGULAR WIRELESS PCS LLC	12					
12	UTOPIAFEST LLC	21					
13	EBAY INC.	9					
14	MOW PARTNERS LLC	4					
15	WASTE MANAGEMENT OF TEXAS INC.	18					
16	DISH NETWORK L.L.C.	12					
17	J BAR ENTERPRISES LLC	15					
18	WAL-MART.COM USA LLC	9					
19	TEXAS TRUCKING COMPANY INCORPORATED	10					
20	THE SHADE STORE LLC	9					
21	AQUATERRA GROUP LLC	18					
22	SAFE STEP WALK IN TUB LLC	4					
23	AQUA SPHERE INC.	8					
24	BESTBUY.COM LLC	9					
25	SIRIUS XM RADIO INC.	12					
26	BEE CAVE DRILLING INC.	4					
27	RUNSIGNUP INC.	11					
28	VERIZON WIRELESS NETWORK PROCUREMENT LP	12					
29	BFS GROUP LLC	9					
30	DOCKTOYZ CORPORATION	5					
TOP 30 LARGE COMPANIES			15,809	21,228	5,419	34.3%	83.0%
TOP 100 LARGE COMPANIES			17,837	23,393	5,556	31.1%	91.5%
723 OTHER LARGE COMPANIES			1,306	1,305	(1)	-0.1%	5.1%
SMALL COMPANIES & OTHER			483	784	301	62.4%	3.1%
SINGLE LOCAL TAX RATE COLLECTIONS (SLT)			66	79	12	18.7%	0.3%
TOTAL COLLECTIONS			19,692	25,561	5,869	29.8%	100.0%
STATE COMPTROLLER FEES			404	485	81	20.0%	1.9%
NET PAYMENTS			19,288	25,076	5,788	30.0%	98.1%

* Ranked by Total of Last Fiscal Year + Current Fiscal YTD

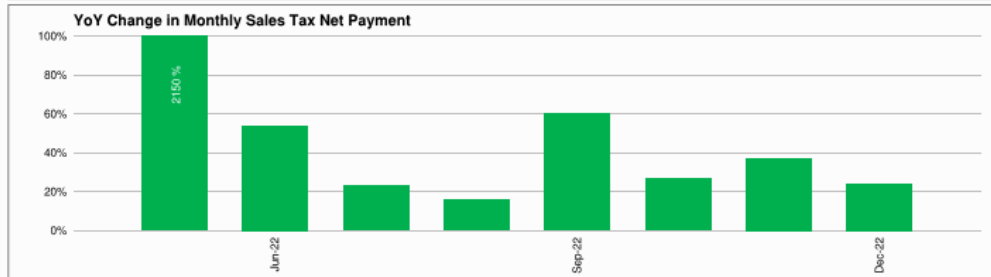
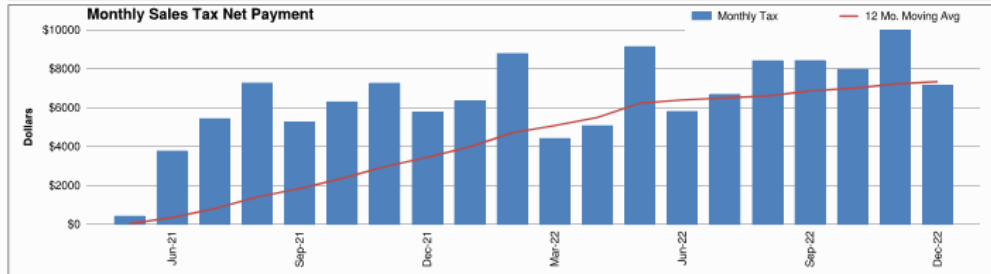
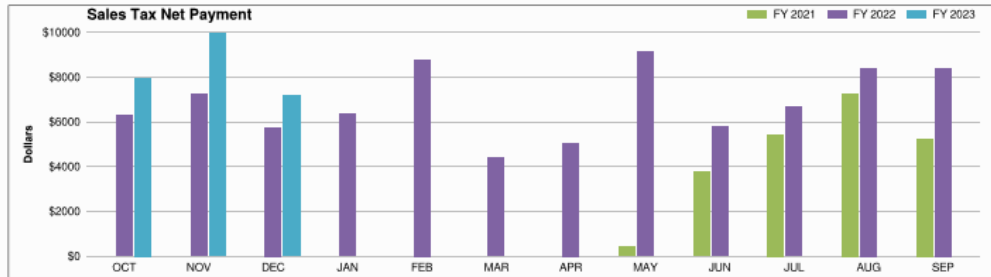
** Businesses whose detailed sales tax data is available

Burnet Co ESD 2 - Sales Tax Net Payment Trend

	FISCAL YEAR				
	2019	2020	2021	2022	2023
Oct				\$ 6,284	\$ 7,965
Nov				\$ 7,245	\$ 9,955
Dec				\$ 5,758	\$ 7,155
Jan				\$ 6,336	
Feb				\$ 8,784	
Mar				\$ 4,411	
Apr				\$ 5,059	
May			\$ 406	\$ 9,132	
Jun			\$ 3,762	\$ 5,793	
Jul			\$ 5,431	\$ 6,875	
Aug			\$ 7,257	\$ 8,397	
Sep			\$ 5,254	\$ 8,411	
YEAR	\$	\$	\$ 22,109	\$ 82,287	\$ 25,076

YoY Change na na na na

Change: FY '23/'22			
Month		Year-to-Date	
\$	%	\$	YTD %
\$ 1,681	26.8%	\$ 1,681	26.8%
\$ 2,710	37.4%	\$ 4,391	32.5%
\$ 1,397	24.3%	\$ 5,788	30.0%



Burnet Co ESD 2
SALES TAX PAYMENT DETAIL

Dec-22

Fiscal Year: Oct-Sep

COLLECTIONS	Dec-21	Dec-22	Chg. \$ Chg. %	Prior FYTD	Current FYTD	Chg. \$ Chg. %
Current Period	5,656	7,154	1,499 26.5%	18,973	24,654	5,680 29.9%
Prior Period	120	7	(113) -93.9%	373	336	(37) -9.9%
Future Period	0	0	0 0.0%	131	288	156 119.2%
Audit	4	0	(4) -100.0%	7	0	(7) -100.0%
Unidentified	5	1	(4) -73.8%	12	12	(0) -1.9%
Single Local Tax Rate	59	79	19 32.9%	196	272	76 38.6%
TOTAL	5,844	7,242	1,398 23.9%	19,692	25,561	5,869 29.8%
Service Fee	(117)	(145)	(28) 23.9%	(394)	(511)	(117) 29.8%
Current Retained	(115)	(142)	(27) 23.9%	(386)	(501)	(115) 29.8%
Prior Retained	145	200	55 37.6%	376	527	152 40.4%
NET PAYMENT	5,758	7,155	1,397 24.3%	19,288	25,076	5,788 30.0%