



BURNET COUNTY EMERGENCY SERVICES DISTRICT #2
P.O. BOX 249
BUCHANAN DAM, TEXAS 78609-0249

Minutes (Official) – July 15, 2021

1. (AI)¹ Call meeting to order

(AD)²At 10:00 a.m., July 15, 2021, the Regular Meeting of the Board of Emergency Service Commissioners of Burnet County Emergency Services District #2 was called to order by President Richard Bremer in the Cassie Community Center, 3920 RR 690, Burnet, Texas 78611. Notice of this meeting (Enclosure 1) had been previously posted at the Burnet County Courthouse, the Cassie Community Center, and the Cassie VFD website (www.cassievfd.com) in compliance with the provisions of Chapter 551, Texas Government Code.

2. (AI) Establish a quorum

(AD) Board member in attendance were:

Richard Bremer

Robbie Cheatham

Donna Kiley

Sharon Barclay



Commissioner Bremer confirmed a quorum was present

3. (AI) Pledge of Allegiance

(AD) The quorum having been established, the Pledge of Allegiance to the United States was rendered with appropriate honors

4. (AI) Invocation

(AD) The Invocation was offered by Commissioner Bremer

¹ AI – Agenda Item

² AD – Action and/or Discussion by BCESD-2Commissioners

5. (AI) Welcome guests

(AD) Commissioner Bremer welcomed to the meeting:

CVFD Treasurer Laura Schneider

CVFD Chief Curtis

Ben Schneider

John Call

6. (AI) Comments from the Board and Public not scheduled on the agenda may speak, however no action can be taken on these items and the Board will not debate the comments at this meeting. Comments regarding specific agenda items should occur when the item is called

(AD) Commissioner Bremer called for comments from the Board or guests.

There were no comments offered.

7. (AI) Accept minutes from June 24, 2021 meeting

(AD) Commissioner Bremer called for corrections to the June 24, 2021 Meeting Minutes; with no additional changes the Minutes were accepted as presented.

8. (AI) Discussion and/or action regarding selection of a commissioner to fill the vacant position created by the resignation of Ben Schneider.

(AD) Commissioner Bremer introduced John Call, who is attending the meeting as a guest and as a potential candidate to fill the vacant Commissioners seat. Mr. Call introduced himself; he resides in Cassie and is retired from the Aeronautical industry. Commissioner Bremer stated that he and Mr. Call would collaborate after the meeting regarding his further interest and potentially referring him to Commissioner Luther.

9. (AI) Report from the Fire Chief

- **Number and types of calls.**
- **Training activity**
- **Other department activity**

(AD) Chief Curtis reported on CVFD activity for the month of June. CVFD responded to 14 calls – 8 EMS/6 Fire; there were two overlapping calls. Mutual Aid 5 given, 1 received. YTD 82 calls – 43 EMS/39 Fire. Average response time for all calls for June is 9.24; YTD 11.56. Average personnel 3.9 and YTD 3.9. (Enclosure 2)

Chief Curtis reported that there will be an Open House at CVFD on July 24; mailers were sent. Additionally, Mrs. Schneider reported that there was a good response from the community following the 4th of July Parade in Cassie. Several people came to look at equipment and interacted with the Volunteers.

10. (AI) Cassie VFD Treasurers Report

(AD) Mrs. Schneider gave the CVFD Treasurers Report for June 2021. There was a balance of \$87,700.92. Income for June was \$2,923.79. Expenses for June were \$28,000.37; this included \$18,089.67 for Computer Aided Dispatch equipment. (Enclosure 3)

Commissioner Barclay inquired on the different amounts reported by CVFD and ESD regarding Capital Expenses; Mrs. Schneider and Chief Curtis explained that the allocated expense and savings from the A/C system was transferred to the CAD; which brings the ESD and CVFD to balance.

11. (AI) Review previously approved CVFD capital expenditure

(AD) There were no items to discuss.

12. (AI) Treasurers Report for ESD #2

(AD) Commissioner Bremer presented the Treasurer's Report for June 2021. The balance is \$346,582.59 which is comprised of CD - \$156,666.76, Checking – 183,266.56, and Sales Tax - \$6,649.27. June income was \$3,297.98 and expenses were \$1,390.15. (Enclosure 4)

Commissioner Bremer called for any questions or discussion; with no further discussion the Treasurer's Report was accepted as presented.

13. (AI) Discussion and/or action concerning the disbursement of ESD #2 funds

(AD) No anticipated expenses for July.

14. (AI) Review and discussion of the Cassie VFD proposed budget for 2021-2022

(AD) Commissioner Bremer called for discussion related to the proposed CVFD 2021-22 Budget. Commissioner Barclay asked questions related to proposed Capital expense of SCBA equipment; Chief Curtis explained that the existing equipment was 12 years old and reaching its limits. Commissioner Barclay also inquired on the feasibility of purchasing fewer pieces but more often; Chief Curtis explained that in doing that there is more turnover in equipment and parts associated with upkeep. Mrs. Schneider also reported the possibility of either CVFD or ESD #2 assuming a loan for the cost (\$125,000). This will be explored more at a later date. (Enclosure 5)

15. (AI) Review estimated taxable values for service area from Burnet Central Appraisal District

(AD) Commissioner Bremer reported receiving information from the Burnet County Tax Assessor related to property values and anticipated ESD revenue. Preliminary ESD Tax Value is \$277,988,421; at full estimate the ESD income for 2021-22 is \$277,988. (Enclosure 6)

16. (AI) Report of the meeting sponsored by the Spicewood ESD

(AD) Commissioner Barclay reported on the Burnet ESD Commissioners meeting held at the Marble Falls Library on June 1, 2021. The meeting was sponsored by Spicewood ESD. Commissioner Barclay stated that there was light attendance from the ESD's as a whole. Judge Oakley, and County Commissioners Pct 2, 3, 4, as well as other County Officials were in attendance. During the meeting the representatives discussed the make-up of their particular departments. There was discussion related to Operations between the departments with Mutual Aid, Dispatching, Training, and Equipment. Mr. Hemphill (Chief Appraiser) presented information on Setting the Tax Rate as well as mentioned a linked site for all ESD's to report on the County website. There was also discussion related to Burnet County Funding for Radio Towers and direct FD support (Mutual Aid monies). Commissioner Barclay reported that there was discussion to hold the meeting Quarterly; Spicewood would take the lead on this.

17. (AI) Discussion and/or action regarding the retention of Taber & Burnett as our Certified Public Accountants

(AD) Commissioner Bremer stated that to date, we have not received the Letter of Engagement from Taber and Burnett; the letter should arrive by September to retain the firm as the ESD's CPA for audits. The item will remain open and on the agenda.

18. (AI) Administrative update of the Sales Tax program for ESD #2

(AD) Commissioner Bremer reported that the Sales Tax income for July was \$5,430.52 which will be reflected in the August report.

Commissioner Barclay reported reviewing the Texas Comptroller's website and noting a Food Truck business that was at the Spartan Race. It isn't possible to obtain information related to particular amounts or dates, but it is helpful in knowing who is reporting income in the ESD.

19. (AI) Calendar of Events for August 2021.

- A. Review previously approved Capital expenditures.**
- B. Set the date and time for the Public Hearing for adopting budget and setting tax rate for ESD #2.**
- C. Prepare and forward notice to newspaper announcing public meeting to adopt a budget and set a tax rate for ESD #2.**
- D. Hold a public meeting to adopt a budget and set a tax rate for FY 2021.**
- E. Forward Service Provider Contract to Cassie VFD for their review and signature.**

(AD) Commissioner Bremer reviewed upcoming events for August 2021.

Currently there are no projected Capital expenditures.

The date and time for the Public Hearing for adopting the Budget and setting the Tax Rate will occur on Thursday, August 26, 2021 during the Regular Meeting.

Commissioner Bremer will prepare and forward appropriate notice of the Tax Rate meeting.

Cassie VFD has been provided with the Service Provider Contract for their review.

20. (AI) Next meeting, at 10:00 AM on Thursday, August 26, 2021

(AD) Commissioner Bremer announced that the next meeting for BCESD #2 will be on Thursday, August 26, 2021 at 10:00 a.m. during which there will be a Public Hearing and Meeting to adopt the ESD #2 Budget and set the Tax Rate.

21. (AI) Adjourn

(AD) With no additional business, the BCESD#2 July 15, 2021 meeting was adjourned at 10:57 a.m. by Commissioner Bremer.

Sharon K. Barclay
Secretary
Emergency Service District #2
Burnet County
July 15, 2021

Richard Bremer
President
Emergency Service District #2
Burnet County
July 15, 2021



BURNET COUNTY EMERGENCY SERVICES DISTRICT #2
P.O. BOX 249
BUCHANAN DAM, TEXAS 78609-0249

BURNET COUNTY EMERGENCY SERVICES DISTRICT #2

NOTICE OF REGULAR MEETING

In compliance with the provisions of Chapter 551, Texas Government Code, notice is hereby given of a Regular Meeting of the Board of Emergency Services Commissioners of Burnet County Emergency Services District #2, to be held at the Cassie Community Center located at 3920 RR 690, Burnet, Texas 78611 at 10:00 AM on Thursday, July 15, 2021. This agenda is posted in the Burnet County Courthouse, at the Cassie Community Center and on the cassievfd.com Website.

The following agenda items will be discussed, considered and action taken as appropriate.

AGENDA

1. Call meeting to order. (Bremer)
2. Establish a quorum. (Bremer)
3. Pledge of Allegiance. (Bremer)
4. Invocation. (Bremer)
5. Welcome guests. (Bremer)
6. Comments from the Board and Public not scheduled on the agenda may speak, however no action can be taken on these items and the Board will not debate the comments at this meeting. Comments regarding specific agenda items should occur when the item is called. There is a 2 minute speaking limit.
7. Accept minutes from June 24, 2021 meeting. (Bremer)
8. Discussion and/or action regarding selection of a commissioner to fill the vacant position created by the resignation of Ben Schneider.
9. Report from the Fire Chief. (Curtis)
 - Number and types of calls.
 - Training activity
 - Other department activity



BURNET COUNTY EMERGENCY SERVICES DISTRICT #2
P.O. BOX 249
BUCHANAN DAM, TEXAS 76609-0249

10. Cassie VFD Treasurers Report. (L. Schneider)
11. Review previously approved CVFD capital expenditure. (Kiley / Bremer)
12. Treasurers Report for ESD #2. (Kiley)
13. Discussion and/or action concerning the disbursement of ESD #2 funds. (Kiley)
14. Review and discussion of the Cassie VFD proposed budget for 2021-2022. (Bremer)
15. Review estimated taxable values for service area from Burnet Central Appraisal District. (Kiley/Bremer)
16. Report of the meeting sponsored by the Spicewood ESD. (Barclay)
17. Discussion and/or action regarding the retention of Taber & Burnett as ~~our~~ Certified Public Accountants. (Bremer)
18. Administrative update of the Sales Tax program for ESD #2. (Barclay)
19. Calendar of Events for August 2021.
 - A. Review previously approved Capital expenditures.
 - B. Set the date and time for the Public Hearing for adopting budget and setting tax rate for ESD #2.
 - C. Prepare and forward notice to newspaper announcing public meeting to adopt a budget and set a tax rate for ESD #2.
 - D. Hold a public meeting to adopt a budget and set a tax rate for FY 2021.
 - E. Forward Service Provider Contract to Cassie VFD for their review and signature.
20. Next meeting 10:00AM Thursday, August 22, 2022 at the Cassie Community Center.
21. Adjourn meeting.

Cassie VFD/ Burnet ESD 2
 Burnet, TX
 This report was generated on 7/12/2021 1:21:01 PM



Incident Statistics

Zone(s): All Zones | Start Date: 06/01/2021 | End Date: 06/30/2021

INCIDENT COUNT			
INCIDENT TYPE		# INCIDENTS	
EMS		8	
FIRE		6	
TOTAL		14	
TOTAL TRANSPORTS (N2 and N3)			
APPARATUS	# of APPARATUS TRANSPORTS	# of PATIENT TRANSPORTS	TOTAL # of PATIENT CONTACTS
C-60	0	0	2
TOTAL	0	0	2
PRE-INCIDENT VALUE		LOSSES	
\$0.00		\$0.00	
CO CHECKS			
TOTAL			
MUTUAL AID			
Aid Type		Total	
Aid Given		5	
Aid Received		1	
OVERLAPPING CALLS			
# OVERLAPPING		% OVERLAPPING	
2		14.29	
LIGHTS AND SIREN - AVERAGE RESPONSE TIME (Dispatch to Arrival)			
Station	EMS	FIRE	
Cassie VFD-Ems Station	0:12:44	0:22:58	
AVERAGE FOR ALL CALLS		0:13:52	
LIGHTS AND SIREN - AVERAGE TURNOUT TIME (Dispatch to Enroute)			
Station	EMS	FIRE	
Cassie VFD-Ems Station	0:04:53	0:05:29	
AVERAGE FOR ALL CALLS		0:03:48	
AGENCY		AVERAGE TIME ON SCENE (MM:SS)	
Cassie VFD/ Burnet ESD 2		33:31	

Only Reviewed Incidents included. EMS for incident counts includes only 300 to 399 Incident Types. All other incident types are counted as FIRE. CO Checks only includes Incident Types: 424, 736 and 734. # Apparatus Transports = # of incidents where apparatus transported. # Patient Transports = All patients transported by EMS. # Patient Contacts = # of PCR contacted by apparatus. This report now returns both NEMIS 2 & 3 data as appropriate. For overlapping calls that span over multiple days, total per month will not equal Total count for year.



Cassie VFD/ Burnet ESD 2

Burnet, TX

This report was generated on 7/12/2021 1:21:28 PM



Incident Statistics

Zone(s): All Zones | Start Date: 01/01/2021 | End Date: 06/30/2021

INCIDENT COUNT			
INCIDENT TYPE		# INCIDENTS	
EMS		43	
FIRE		39	
TOTAL		82	
TOTAL TRANSPORTS (N2 and N3)			
APPARATUS	# of APPARATUS TRANSPORTS	# of PATIENT TRANSPORTS	TOTAL # of PATIENT CONTACTS
4490	0	0	1
C-60	0	0	5
TOTAL	0	0	6
PRE-INCIDENT VALUE		LOSSES	
\$0.00		\$0.00	
CO CHECKS			
424 - Carbon monoxide incident		1	
TOTAL		1	
MUTUAL AID			
Aid Type		Total	
Aid Given		31	
Aid Received		4	
OVERLAPPING CALLS			
# OVERLAPPING		% OVERLAPPING	
4		4.88	
LIGHTS AND SIREN - AVERAGE RESPONSE TIME (Dispatch to Arrival)			
Station	EMS	FIRE	
Cassie VFD-Elms Station	0:11:15	0:24:12	
AVERAGE FOR ALL CALLS		0:14:37	
LIGHTS AND SIREN - AVERAGE TURNOUT TIME (Dispatch to Enroute)			
Station	EMS	FIRE	
Cassie VFD-Elms Station	0:03:50	0:07:52	
AVERAGE FOR ALL CALLS		0:04:34	
AGENCY		AVERAGE TIME ON SCENE (MM:SS)	
Cassie VFD/ Burnet ESD 2		49:49	

Only Reviewed Incidents included. EMS for incident counts includes only 300 to 399 Incident Types. All other incident types are counted as FIRE. CO Checks only includes Incident Types: 424, 736 and 734. # Apparatus Transports = # of incidents where apparatus transported. # Patient Transports = All patients transported by EMS. # Patient Contacts = # of PCR contacted by apparatus. This report now returns both NEMIS 2 & 3 data as appropriate. For overlapping calls that span over multiple days, total per month will not equal Total count for year.



Cassie VFD/ Burnet ESD 2

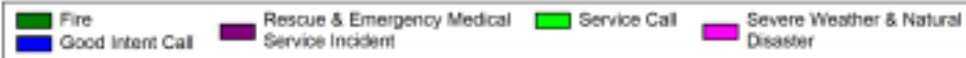
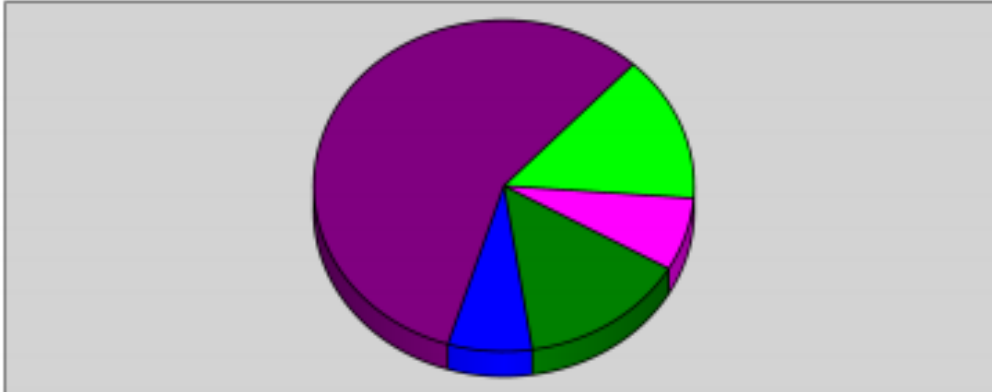
Burnet, TX

This report was generated on 7/12/2021 1:21:58 PM



Major Incident Types by Month for Date Range

Start Date: 06/01/2021 | End Date: 06/30/2021



INCIDENT TYPE	JUN	TOTAL
Fire	2	2
Good Intent Call	1	1
Rescue & Emergency Medical Service Incident	8	8
Service Call	2	2
Severe Weather & Natural Disaster	1	1
Total	14	14

Only REVIEWED incidents included

Cassie VFD/ Burnet ESD 2

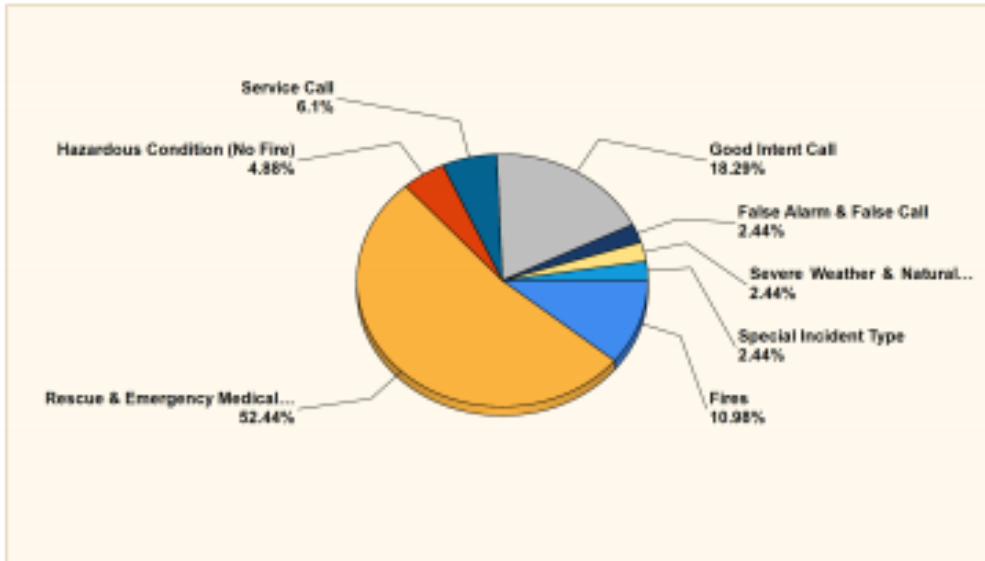
Burnet, TX

This report was generated on 7/12/2021 1:22:45 PM



Breakdown by Major Incident Types for Date Range

Zone(s): All Zones | Start Date: 01/01/2021 | End Date: 06/30/2021



MAJOR INCIDENT TYPE	# INCIDENTS	% of TOTAL
Fires	9	10.98%
Rescue & Emergency Medical Service	43	52.44%
Hazardous Condition (No Fire)	4	4.88%
Service Call	5	6.1%
Good Intent Call	15	18.29%
False Alarm & False Call	2	2.44%
Severe Weather & Natural Disaster	2	2.44%
Special Incident Type	2	2.44%
TOTAL	82	100%

Only REVIEWED and/or LOCKED IMPORTED incidents are included. Summary results for a major incident type are not displayed if the count is zero.



Detailed Breakdown by Incident Type		
INCIDENT TYPE	# INCIDENTS	% of TOTAL
112 - Fire in structure other than in a building	2	2.44%
121 - Fire in mobile home used as fixed residence	1	1.22%
141 - Forest, woods or wildland fire	1	1.22%
142 - Brush or brush-and-grass mixture fire	3	3.66%
143 - Grass fire	2	2.44%
321 - EMS call, excluding vehicle accident with injury	32	39.02%
322 - Motor vehicle accident with injuries	2	2.44%
324 - Motor vehicle accident with no injuries	3	3.66%
342 - Search for person in water	2	2.44%
365 - Watercraft rescue	3	3.66%
381 - Rescue or EMS standby	1	1.22%
424 - Carbon monoxide incident	1	1.22%
441 - Heat from short circuit (wiring), defective/worn	1	1.22%
444 - Power line down	1	1.22%
480 - Accident, potential accident, other	1	1.22%
520 - Water problem, other	1	1.22%
522 - Water or steam leak	1	1.22%
553 - Public service	2	2.44%
571 - Cover assignment, standby, moveup	1	1.22%
611 - Dispatched & cancelled en route	10	12.2%
622 - No incident found on arrival at dispatch address	2	2.44%
631 - Authorized controlled burning	3	3.66%
733 - Smoke detector activation due to malfunction	1	1.22%
745 - Alarm system activation, no fire - unintentional	1	1.22%
812 - Flood assessment	1	1.22%
813 - Wind storm, tornado/hurricane assessment	1	1.22%
900 - Special type of incident, other	2	2.44%
TOTAL INCIDENTS:	82	100%

Only REVIEWED and/or LOCKED IMPORTED incidents are included. Summary results for a major incident type are not displayed if the count is zero.

Cassie VFD/ Burnet ESD 2

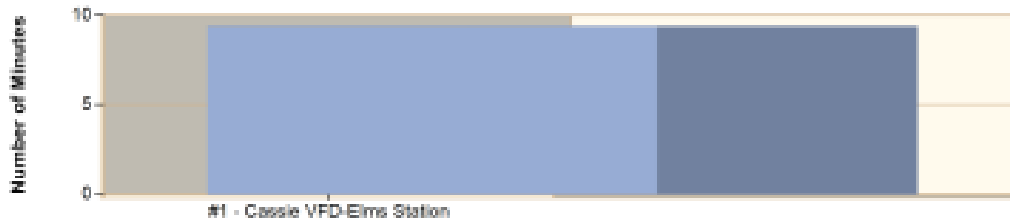
Burnet, TX

This report was generated on 7/12/2021 1:23:13 PM



Average Response Time per Station for Date Range

Start Date: 06/01/2021 | End Date: 06/30/2021



STATION	AVERAGE RESPONSE MM:SS (Dispatch to Arrived)
#1 - Cassie VFD-Elms Station	9:24

Average Response Time per Station for Date Range

Start Date: 01/01/2021 | End Date: 06/30/2021

STATION	AVERAGE RESPONSE MM:SS (Dispatch to Arrived)
#1 - Cassie VFD-Elms Station	11:56

AVERAGE RESPONSE TIME calculated from the average time difference between DISPATCH and ARRIVED times on Basic Info 4. Only REVIEWED incidents included.

Cassie VFD/ Burnet ESD 2

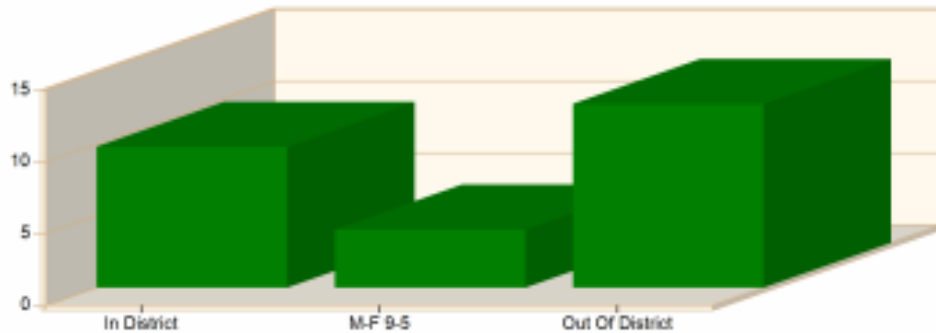
Burnet, TX

This report was generated on 7/12/2021 1:23:52 PM



Incident Average Response Time per Shift for Date Range

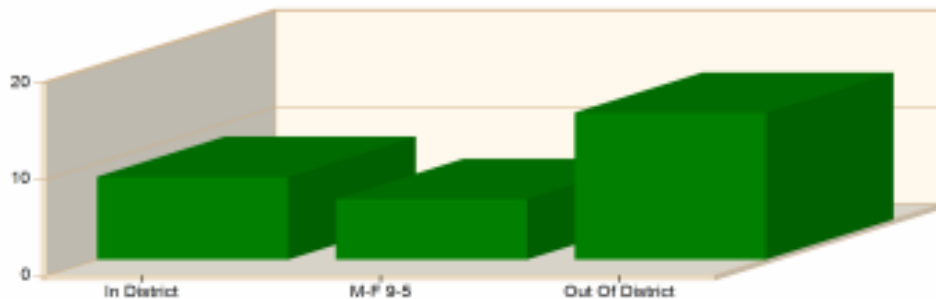
Start Date: 06/01/2021 | End Date: 06/30/2021



SHIFT	AVERAGE RESPONSE TIME (min) (Dispatch to Arrived)	CALLS
In District	9.80	4
M-F 9-5	4.04	5
Out Of District	12.79	5
Total Number of Calls:		14

Incident Average Response Time per Shift for Date Range

Start Date: 01/01/2021 | End Date: 06/30/2021



SHIFT	AVERAGE RESPONSE TIME (min) (Dispatch to Arrived)	CALLS
In District	8.57	30
M-F 9-5	6.27	19
Out Of District	15.22	30
Total Number of Calls:		79

Incident Average Response Time calculated from Dispatch to first arriving unit apparatus Arrived time. Only Reviewed incidents are included. Incidents that are Cancelled with no apparatus actually arriving are not part of the incident count.



Cassie VFD/ Burnet ESD 2

Burnet, TX

This report was generated on 7/12/2021 1:24:30 PM



Personnel Count per Incident for Date Range

Start Date: 06/01/2021 | End Date: 06/30/2021

INCIDENT				NUMBER OF PEOPLE		
NUMBER	DATE	INCIDENT TYPE	FDID	ON APPARATUS	NOT ON APPARATUS	TOTAL
2021-2100069	6/1/2021 14:07:00	553 - Public service	BP208	3	0	3
2021-2100070	6/3/2021 06:37:50	321 - EMS call, excluding vehicle accident with injury	BP208	1	0	1
2021-2100071	6/3/2021 09:08:57	813 - Wind storm, tornado/hurricane assessment	BP208	2	1	3
2021-2100072	6/3/2021 10:06:58	321 - EMS call, excluding vehicle accident with injury	BP208	4	0	4
2021-2100073	6/11/2021 16:25:00	365 - Watercraft rescue	BP208	2	0	2
2021-2100074	6/12/2021 15:27:23	324 - Motor vehicle accident with no injuries	BP208	1	3	4
2021-2100075	6/15/2021 09:02:39	571 - Cover assignment, standby, moveup	BP208	3	0	3
2021-2100076	6/15/2021 09:32:13	542 - Brush or brush-and-grass mixture fire	BP208	3	2	5
2021-2100077	6/17/2021 13:19:53	631 - Authorized controlled burning	BP208	3	1	4
2021-2100078	6/17/2021 14:11:27	542 - Brush or brush-and-grass mixture fire	BP208	3	2	5
2021-2100079	6/17/2021 14:53:09	322 - Motor vehicle accident with injuries	BP208	4	1	5
2021-2100080	6/25/2021 17:34:26	342 - Search for person in water	BP208	4	1	5
2021-2100081	6/26/2021 10:51:17	321 - EMS call, excluding vehicle accident with injury	BP208	3	1	4
2021-2100082	6/28/2021 21:03:59	342 - Search for person in water	BP208	5	1	6

TOTAL # OF INCIDENTS: 14

AVERAGES:

2.9

0.9

3.9

Personnel Count per Incident for Date Range

Start Date: 01/01/2021 | End Date: 06/30/2021

TOTAL # OF INCIDENTS: 82

AVERAGES:

2.8

1.0

3.9

Only REVIEWED incidents included



Cassie VFD/ Burnet ESD 2

Burnet, TX

This report was generated on 7/12/2021 1:26:35 PM



Incidents per Zone for Date Range

Start Date: 06/01/2021 | End Date: 06/30/2021

INCIDENT NUMBER	INCIDENT TYPE	DATE	LOCATION	APPARATUS	
ZONE: 28 - OOD- Burnet VFD					
2021-2100074	324 - Motor vehicle accident with no injuries.	06/12/2021	6600 W Sh 29	C-60	
Total # Incidents for 28:					1
ZONE: 30 - OOD- Hoover Valley VFD					
2021-2100078	142 - Brush or brush-and-grass mixture fire	06/17/2021	521 ENCHANTED WAY	B-50,T-40	
Total # Incidents for 30:					1
ZONE: 37 - OODOC- Llano County Buchanan Dam VFD					
2021-2100075	571 - Cover assignment, standby, moveup	06/15/2021	577 ESCALAR	B-50	
2021-2100076	142 - Brush or brush-and-grass mixture fire	06/15/2021	977 escalar	B-50,T-40	
2021-2100079	322 - Motor vehicle accident with injuries	06/17/2021	17500 e sh 29	B-50,E-20	
Total # Incidents for 37:					3
TOTAL # INCIDENTS:					5

Only REVIEWED incidents included. Archived Zones cannot be unarchived.

Cassie VFD/ Burnet ESD 2

Burnet, TX

This report was generated on 7/12/2021 1:27:24 PM



Incidents per Zone for Date Range

Start Date: 01/01/2021 | End Date: 06/30/2021

INCIDENT NUMBER	INCIDENT TYPE	DATE	LOCATION	APPARATUS
ZONE: 27 - OOD-ELBVFD				
2021-2100048	611 - Dispatched & cancelled en route	03/20/2021	16946 fm 2341	4450
2021-2100060	141 - Forest, woods or wildland fire	04/25/2021	4501 WOLF CREEK RANCH RD	C-60,T-40,UTV31

Total # Incidents for 27: 2

ZONE: 28 - OOD- Burnet VFD				
2021-2100074	324 - Motor vehicle accident with no injuries.	06/12/2021	6600 W Sh 29	C-60

Total # Incidents for 28: 1

ZONE: 29 - OOD- CI Burnet FD				
2021-2100001	112 - Fires in structure other than in a building	01/04/2021	670 Park Rd 4	4440

Total # Incidents for 29: 1

ZONE: 30 - OOD- Hoover Valley VFD				
2021-2100007	441 - Heat from short circuit (wiring), defective/worn	01/16/2021	108 LOST trail	4421,4460
2021-2100015	321 - EMS call, excluding vehicle accident with injury	02/02/2021	6716 Park Rd 4	4450,4460
2021-2100016	611 - Dispatched & cancelled en route	02/02/2021	103 DOVE MEADOW DR	4450
2021-2100017	611 - Dispatched & cancelled en route	02/08/2021	107 RIVER BEND DR	4460
2021-2100026	611 - Dispatched & cancelled en route	02/21/2021	623 SENECA DR	4421,4440
2021-2100031	121 - Fire in mobile home used as fixed residence	03/03/2021	1100 NAVAJO DR	4421,4440,4460
2021-2100032	321 - EMS call, excluding vehicle accident with injury	03/05/2021	109 SENECA DR	4460
2021-2100033	381 - Rescues or EMS standby	03/05/2021	1200 NAVAJO DR	4451
2021-2100035	321 - EMS call, excluding vehicle accident with injury	03/05/2021	914 cr 118B	4450,4460
2021-2100038	611 - Dispatched & cancelled en route	03/11/2021	224 cr	4451,4490
2021-2100043	321 - EMS call, excluding vehicle accident with injury	03/15/2021	447 SHOALS PKY	4460
2021-2100044	745 - Alarm system activation, no fire - unintentional	03/15/2021	100 MARINA BLF	4421
2021-2100045	321 - EMS call, excluding vehicle accident with injury	03/15/2021	111 HILL CREST DR	4460
2021-2100054	321 - EMS call, excluding vehicle accident with injury	04/15/2021	1200 NAVAJO DR	4460
2021-2100058	142 - Brush or brush-and-grass mixture fire	04/20/2021	5403 Park Rd 4	C-60,T-40,UTV31
2021-2100059	143 - Grass fire	04/24/2021	100 COLLIER LN	T-40
2021-2100078	142 - Brush or brush-and-grass mixture fire	06/17/2021	521 ENCHANTED WAY	B-50,T-40

Total # Incidents for 30: 17

Only REVIEWED incidents included. Archived Zones cannot be unarchived.



INCIDENT NUMBER	INCIDENT TYPE	DATE	LOCATION	APPARATUS
ZONE: 31 - OOD- Oakalla VFD				
2021-2100004	112 - Fires in structure other than in a building	01/10/2021	223 or 218	4440,4460
Total # Incidents for 31:				1
ZONE: 34 - OOD- Granite Shoals VFD				
2021-2100055	611 - Dispatched & cancelled en route	04/17/2021	800 SCENIC LOOP	C-60,RB-30
Total # Incidents for 34:				1
ZONE: 37 - OODOC- Llano County Buchanan Dam VFD				
2021-2100014	611 - Dispatched & cancelled en route	01/30/2021	1157 OLD SPANISH TRL	4450
2021-2100075	571 - Cover assignment, standby, moveup	06/15/2021	577 ESCALAR	B-50
2021-2100076	142 - Brush or brush-and-grass mixture fire	06/15/2021	977 escalar	B-50,T-40
2021-2100079	322 - Motor vehicle accident with injuries	06/17/2021	17500 e sh 29	B-50,E-20
Total # Incidents for 37:				4
ZONE: 42 - OOD- Bertram VFD				
2021-2100011	143 - Grass fire	01/17/2021	530 or 326	4440,4450
2021-2100036	611 - Dispatched & cancelled en route	03/08/2021	8520 N FM 1174	4440
Total # Incidents for 42:				2
ZONE: 45 - Burnet CISD				
2021-2100027	522 - Water or steam leak	02/21/2021	1000 greenmile	4451,4460
Total # Incidents for 45:				1
TOTAL # INCIDENTS:				30

Only REVIEWED incidents included. Archived Zones cannot be unarchived.

5:47 PM
07/15/21
Cash Basis

Cassie Volunteer Fire Department
Balance Sheet
As of June 30, 2021

	Jun 30, 21
ASSETS	
Current Assets	
Checking/Savings	
1010 - CASSIE VFD-ESD2	87,700.92
Total Checking/Savings	87,700.92
Total Current Assets	87,700.92
Fixed Assets	
1410 - Land	13,820.69
1420 - Furniture & Fixtures	10,438.09
1430 - Vehicles & Equipment	1,060,057.47
1440 - EMS Equipment	5,037.56
1450 - Communication Equipment	103,956.55
1460 - Buildings	113,750.42
1510 - Accumulated Depreciation	-853,730.09
Total Fixed Assets	453,330.69
TOTAL ASSETS	541,031.61
LIABILITIES & EQUITY	
Liabilities	
Current Liabilities	
Other Current Liabilities	
2010 - Employer & Emp. Payroll Tax	1,422.58
Total Other Current Liabilities	1,422.58
Total Current Liabilities	1,422.58
Total Liabilities	1,422.58
Equity	
3010 - Unrestricted Net Assets-Ret.Ern	531,408.82
Net Income	8,140.21
Total Equity	539,609.03
TOTAL LIABILITIES & EQUITY	541,031.61

6:07 PM
07/12/21
Cash Basis

**Cassie Volunteer Fire Department
Profit & Loss Budget vs. Actual
October 2020 through June 2021**

	<u>Oct '20 - Jun 21</u>	<u>Budget</u>	<u>\$ Over Budget</u>
Income			
4000 - Income			
4005 - ESD payments	132,808.00	175,000.00	-42,458.00
4010 - Individual Donations	4,825.00	0.00	4,825.00
4020 - Group & Company Donations	5,923.79	0.00	5,923.79
4025 - Grants	10,000.00	0.00	10,000.00
4030 - County Funds	0.00	5,000.00	-5,000.00
4070 - ESD Reimbursement	1,015.77	0.00	1,015.77
4075 - Grant Reimbursement-nontraining	2,450.00	0.00	2,450.00
4095 - ESD Pynts-Capital Expenditures	39,766.00	37,635.00	2,131.00
Total 4000 - Income	196,388.56	217,701.00	-21,312.44
Total Income	196,388.56	217,701.00	-21,312.44
Expense			
5000 - ADMINISTRATIVE			
5005 - Accounting	1,170.00	1,300.00	-130.00
5010 - Legal Services	0.00	100.00	-100.00
5015 - Meetings	170.38	101.50	68.88
5020 - Office Equipment/Maint.	0.00	258.00	-258.00
5025 - Office Supplies	679.33	1,000.00	-320.67
5030 - Printer Supplies	54.87	300.00	-245.13
5035 - Shipping/Postage/PO Box Rental	328.43	150.00	178.43
5040 - Subscrip/Dues/Membershp/RecMgmt	7,483.55	10,000.00	-2,536.45
5045 - Travel Allowance	0.00	100.00	-100.00
5050 - Uniforms (Caps and Shirts)	1,358.30	4,000.00	-2,641.70
5055 - Printing Services	105.26	100.00	5.26
5060 - Banking/ShyDep/Box/Chks/BkgdChks	35.00	100.00	-65.00
5070 - Replen Petty Cash/Toll Charges	0.00	350.00	-350.00
5076 - RECRUITMENT & RETENTION	795.28	3,500.00	-2,733.72
Total 5000 - ADMINISTRATIVE	12,131.40	21,359.50	-9,228.10
5200 - PAID POSITION			
5205 - Base Salary	37,692.40	49,000.00	-11,307.60
5215 - CVFD SS & Medicare Tax Match	2,883.60	3,748.50	-864.90
Total 5200 - PAID POSITION	40,576.00	52,748.50	-12,172.50
5300 - BUILDING AND GROUNDS			
5305 - Botanical Supplies	0.00	50.00	-50.00
5310 - Janitorial Supplies	126.54	200.00	-73.46
5320 - Repairs and Maintenance	4,198.84	3,000.00	1,198.84
5325 - Furn&YardEquip Repl/Rep/New	1,744.37	520.00	1,224.37
5330 - Electrical Service	1,752.19	3,750.00	-1,997.81
5335 - Telephone Service	3,308.97	3,600.00	-291.03
Total 5300 - BUILDING AND GROUNDS	11,130.91	11,120.00	10.91
5600 - COMMUNICATIONS			
5605 - Batteries, Clips, Acc.	62.45	500.00	-437.55
5615 - Non-Warranty Repair	0.00	300.00	-300.00
5620 - Digital Radio and Pagers	0.00	500.00	-500.00
Total 5600 - COMMUNICATIONS	62.45	1,300.00	-1,237.55
6000 - INSURANCE			
6005 - Building and Property	3,293.00	3,819.00	-526.00
6010 - Vehicle	5,344.00	8,000.00	-2,656.00
6015 - Personnel Coverage	9,573.00	10,200.00	-627.00
Total 6000 - INSURANCE	18,210.00	22,019.00	-3,809.00
7000 - OPERATIONS			
7007 - CAD-Computer Aided Dispatch	18,514.57	24,004.00	-5,519.43
7010 - Fuel-Vehicle and Equipment	191.64	500.00	-308.36
7012 - Fuelman-Vehicles & Equipment	2,778.85	4,530.00	-1,751.15
7015 - Equipment Maint/Repr-Vendor	0.00	500.00	-500.00
7020 - Fire Extinguisher Test/Repr	183.90	300.00	-116.10
7030 - First Responder Supplies	677.46	3,300.00	-2,622.54

6:07 PM
07/12/21
Cash Basis

**Cassie Volunteer Fire Department
Profit & Loss Budget vs. Actual
October 2020 through June 2021**

	Oct '20 - Jun 21	Budget	\$ Over Budget
7035 - Ladder, Pump & Hose Testing	2,434.70	3,000.00	-565.30
7040 - Minor Tools	845.54	150.00	695.54
7045 - Veh/Equip Lights-Decals-Safety	231.53	100.00	131.53
7050 - Personal Protect Equip-PPE	3,499.44	4,000.00	-500.56
7055 - PPE Testing/Cleaning/Repair	0.00	500.00	-500.00
7060 - Rehabilitation Supplies	450.25	500.00	-49.75
7065 - Rescue Equipment Maint/Repr	0.00	250.00	-250.00
7070 - SCBA Testing/Hydro/FaceMak/Pack	1,277.25	2,000.00	-722.75
7072 - SCBA MAINTENANCE & REPAIR	0.00	500.00	-500.00
7075 - State Veh Safety Inspe&Regist	29.50	151.00	-121.50
7080 - Vehicle Maintenance/Repair	1,973.74	1,500.00	473.74
7085 - Vehicle Maint/Repr/Vendor	1,673.22	7,000.00	-5,326.78
7090 - Equipment Reprint(Fire Fightng)	115.79	1,750.00	-1,634.21
7095 - Fire Fighting Equipment - NEW	11,253.70	2,500.00	8,753.70
7100 - Rescue Equipment - NEW	6,442.12	1,000.00	5,442.12
7105 - Rescue Equipment - REPLMNT	0.00	200.00	-200.00
Total 7000 - OPERATIONS	52,573.20	58,265.00	-5,691.80
8000 - TRAINING			
8005 - AED, CPR, First Aid	0.00	454.00	-454.00
8020 - Training -VENDOR	694.25	3,500.00	-2,805.75
8025 - Per Diem Travel/Lodging	901.73	3,000.00	-2,098.27
Total 8000 - TRAINING	1,595.98	6,954.00	-5,358.02
9000 - PUBLIC RELATIONS			
9005 - Educational Supplies	0.00	100.00	-100.00
9010 - Public Educatn/Relatns/Aprtn	0.00	500.00	-500.00
9015 - Shipping and Postage	0.00	100.00	-100.00
9020 - Printing	0.00	100.00	-100.00
9025 - Recognition/Thank You	911.78	500.00	411.78
Total 9000 - PUBLIC RELATIONS	911.78	1,300.00	-388.22
9500 - CAPITAL EXPENDITURES			
9515 - Fire Equipment-Folding Water Tk	1,805.00	0.00	1,805.00
9518 - Fire Monitor Nozzle for T184440	1,680.95	0.00	1,680.95
9532 - HVAC SYSTEM-STATION 1	7,694.98	7,635.00	49.98
9533 - UTV-W/PUMP, TANK, & TRAILER	38,514.05	32,131.00	6,383.05
9566 - K-12 Saw-for cutting metal	1,371.65	0.00	1,371.65
Total 9500 - CAPITAL EXPENDITURES	51,056.63	39,766.00	11,290.63
Total Expense	108,248.35	214,032.00	-105,783.65
Net Income	8,149.21	2,869.00	5,271.21

6:53 PM
07/15/21
Cash Basis

Cassie Volunteer Fire Department
Profit & Loss by Class
October 2020 through June 2021

	ESD	ESDC	FD	FDL	FDG	FDRA	TOTAL
Income							
4000 - Income							
4000 - ESD payments	91,792.14	0.00	0.00	40,825.88	0.00	0.00	132,618.02
4010 - Individual Donations	0.00	0.00	4,625.00	0.00	0.00	0.00	4,625.00
4020 - Group & Company Donations	0.00	0.00	5,923.79	0.00	0.00	0.00	5,923.79
4030 - Grants	0.00	0.00	0.00	0.00	10,000.00	0.00	10,000.00
4070 - ESD Reimbursement	1,015.77	0.00	0.00	0.00	0.00	0.00	1,015.77
4075 - Grant Reimbursement-restraining	0.00	0.00	0.00	0.00	2,450.00	0.00	2,450.00
4080 - ESD Pyrote-Capital Expenditures	0.00	28,798.00	0.00	0.00	0.00	0.00	28,798.00
Total 4000 - Income	92,797.91	28,798.00	10,548.79	40,825.88	12,450.00	0.00	196,398.58
Total Income	92,797.91	28,798.00	10,548.79	40,825.88	12,450.00	0.00	196,398.58
Expenses							
5000 - ADMINISTRATIVE							
5005 - Accounting	400.00	0.00	0.00	700.00	0.00	0.00	1,100.00
5010 - Meetings	0.00	0.00	170.38	0.00	0.00	0.00	170.38
5015 - Office Supplies	679.33	0.00	0.00	0.00	0.00	0.00	679.33
5020 - Printer Supplies	54.87	0.00	0.00	0.00	0.00	0.00	54.87
5025 - Shipping/Postage/PO Box Rental	328.43	0.00	0.00	0.00	0.00	0.00	328.43
5040 - Subscriptions/News/Membership/RecMgmt	7,683.55	0.00	0.00	0.00	0.00	0.00	7,683.55
5050 - Uniforms (Caps and Shirts)	1,358.30	0.00	0.00	0.00	0.00	0.00	1,358.30
5055 - Printing Services	105.26	0.00	0.00	0.00	0.00	0.00	105.26
5060 - Banking/Utility/Deposit/Checks/Signs/Checks	35.00	0.00	0.00	0.00	0.00	0.00	35.00
5075 - RECRUITMENT & RETENTION	768.28	0.00	0.00	0.00	0.00	0.00	768.28
Total 5000 - ADMINISTRATIVE	11,211.02	0.00	170.38	700.00	0.00	0.00	12,131.40
6000 - PAID POSITION							
6200 - Base Salary	0.00	0.00	0.00	37,692.40	0.00	0.00	37,692.40
6210 - CVFD SSI & Medicare Tax Match	0.00	0.00	0.00	2,883.60	0.00	0.00	2,883.60
Total 6000 - PAID POSITION	0.00	0.00	0.00	40,576.00	0.00	0.00	40,576.00
8000 - BUILDING AND GROUNDS							
8210 - Janitorial Supplies	136.54	0.00	0.00	0.00	0.00	0.00	136.54
8220 - Repairs and Maintenance	4,198.84	0.00	0.00	0.00	0.00	0.00	4,198.84
8230 - Fuel/YardEquip. Rep/RepNew	1,744.37	0.00	0.00	0.00	0.00	0.00	1,744.37
8235 - Electrical Service	1,752.19	0.00	0.00	0.00	0.00	0.00	1,752.19
8238 - Telephone Service	3,208.97	0.00	0.00	0.00	0.00	0.00	3,208.97
Total 8000 - BUILDING AND GROUNDS	11,139.91	0.00	0.00	0.00	0.00	0.00	11,139.91
9000 - COMMUNICATIONS							
9400 - Materials, Clips, Acc.	62.45	0.00	0.00	0.00	0.00	0.00	62.45
Total 9000 - COMMUNICATIONS	62.45	0.00	0.00	0.00	0.00	0.00	62.45
9500 - INSURANCE							
9505 - Building and Property	3,260.00	0.00	0.00	0.00	0.00	0.00	3,260.00
9510 - Vehicle	5,344.00	0.00	0.00	0.00	0.00	0.00	5,344.00
9515 - Personnel Coverage	8,573.00	0.00	0.00	0.00	0.00	0.00	8,573.00
Total 9500 - INSURANCE	16,210.00	0.00	0.00	0.00	0.00	0.00	16,210.00
7000 - OPERATIONS							
7007 - CAD-Computer Aided Dispatch	18,514.57	0.00	0.00	0.00	0.00	0.00	18,514.57
7010 - Fuel-Vehicle and Equipment	191.64	0.00	0.00	0.00	0.00	0.00	191.64
7012 - Fuel/Tractor/Vehicles & Equipment	3,427.95	0.00	0.00	0.00	0.00	350.90	3,778.85
7020 - Fire Extinguisher Test/Repl	183.90	0.00	0.00	0.00	0.00	0.00	183.90
7030 - First Responder Supplies	677.46	0.00	0.00	0.00	0.00	0.00	677.46
7035 - Ladder, Pump & Hose Testing	2,634.70	0.00	0.00	0.00	0.00	0.00	2,634.70
7040 - Minor Tools	845.54	0.00	0.00	0.00	0.00	0.00	845.54
7045 - Veh/Equip Lights/Decals-Safety	231.53	0.00	0.00	0.00	0.00	0.00	231.53
7050 - Personal Protect Equip/PPE	3,699.64	0.00	0.00	0.00	0.00	0.00	3,699.64
7055 - Rehabilitation Supplies	470.75	0.00	78.50	0.00	0.00	0.00	549.25
7070 - SCBA Testing/Hydrant/Facilities/Pack	1,277.25	0.00	0.00	0.00	0.00	0.00	1,277.25
7075 - State Veh Safety Inspected/Regist	39.50	0.00	0.00	0.00	0.00	0.00	39.50
7080 - Vehicle Maintenance/Repair	1,973.74	0.00	0.00	0.00	0.00	0.00	1,973.74
7085 - Vehicle Maint/Rep/Vehicle	1,673.22	0.00	0.00	0.00	0.00	0.00	1,673.22
7090 - Equipment Repair/Fire Fighting	115.79	0.00	0.00	0.00	0.00	0.00	115.79
7095 - Fire Fighting Equipment - NEW	1,807.62	0.00	0.00	0.00	8,648.08	0.00	11,203.70
7100 - Rescue Equipment - NEW	376.61	0.00	6,067.51	0.00	0.00	0.00	6,444.12
Total 7000 - OPERATIONS	38,429.21	0.00	6,147.51	0.00	8,648.08	350.90	52,575.30
8500 - TRAINING							
8500 - Training -VEHICLE	664.25	0.00	0.00	0.00	0.00	0.00	664.25
8505 - Per Diem Travel/Lodging	901.73	0.00	0.00	0.00	0.00	0.00	901.73

6:53 PM
07/13/21
Cash Basis

**Cassie Volunteer Fire Department
Profit & Loss by Class
October 2020 through June 2021**

	<u>ESD</u>	<u>ESDC</u>	<u>FD</u>	<u>FDE</u>	<u>FDG</u>	<u>FDMA</u>	<u>TOTAL</u>
Total 9000 - TRAINING	1,595.98	0.00	0.00	0.00	0.00	0.00	1,595.98
9000 - PUBLIC RELATIONS							
9025 - Recognition/Thank You	919.77	0.00	92.01	0.00	0.00	0.00	911.78
Total 9000 - PUBLIC RELATIONS	919.77	0.00	92.01	0.00	0.00	0.00	911.78
9000 - CAPITAL EXPENDITURES							
9015 - Fire Equipment-Folding Water Tk	0.00	1,805.00	0.00	0.00	0.00	0.00	1,805.00
9016 - Fire Monitor Nozzle for T190000	0.00	1,693.95	0.00	0.00	0.00	0.00	1,693.95
9022 - H.W.C. SYSTEM-STATION 1	0.00	7,634.98	50.00	0.00	0.00	0.00	7,684.98
9023 - UTV-W/PUMP, TANK, & TRAILER	0.00	32,131.00	6,076.00	0.00	307.00	0.00	38,514.00
9066 - K-12 Saw-for cutting metal	0.00	1,371.65	0.00	0.00	0.00	0.00	1,371.65
Total 9000 - CAPITAL EXPENDITURES	0.00	44,623.58	6,126.00	0.00	307.00	0.00	51,056.63
Total Expense	79,459.34	44,623.58	12,536.40	41,326.00	9,953.13	350.90	188,249.35
Net Income	12,229.97	-4,887.88	-1,898.81	-809.14	2,496.87	-380.90	8,160.21

3:58 PM
07/13/21
Accrual Basis

Cassie Volunteer Fire Department
Profit & Loss Detail
June 2021

Date	Name	Memo	Class	Amount
Income				
4000 - Income				
4010 - Individual Donations				
06/18/2021	Individual Dona...	Donation from Horton	FD	100.00
06/23/2021	Individual Dona...	Denny and B. R. Holman-Wolf Creek Ranch Fire-MA-East Lake ...	FD	250.00
Total 4010 - Individual Donations				350.00
4020 - Group & Company Donations				
06/18/2021	Texas Mutual In...	Safety Dividend from Texas Mutual	FD	23.79
06/18/2021	PEC Charities -...	PEC United Charities-employees MF office	FD	100.00
Total 4020 - Group & Company Donations				123.79
4075 - Grant Reimbursement-nontraining				
06/18/2021	Texas A&M For...	Insurance Grant #35-reimbursement	FDG	2,450.00
Total 4075 - Grant Reimbursement-nontraining				2,450.00
Total 4000 - Income				2,923.79
Total Income				2,923.79
Expense				
5000 - ADMINISTRATIVE				
5025 - Office Supplies				
06/13/2021	Chase Card Se...	Amazon-2-metal poster hangers to mount in trailer for maps and L...	ESD	106.05
06/13/2021	Chase Card Se...	Amazon - 2-magnetic dry erase white board/wall mount 46x30 for ...	ESD	105.58
06/13/2021	Chase Card Se...	Winzip-Winzip 25 pro edition compression software for inventory...	ESD	58.38
06/13/2021	Chase Card Se...	Norton-1 year renewal for antivirus on for up to five devices	ESD	154.05
Total 5025 - Office Supplies				424.06
5040 - Subscrip/Dues/Membership/RecMgmt				
06/13/2021	Chase Card Se...	Identigo-fingerprinting for D. Curtis for EMT-B recertification	ESD	30.05
06/13/2021	Chase Card Se...	Your First Dues - June 2021 web hosting	ESD	30.00
06/13/2021	Chase Card Se...	YMCA-June membership for D. Shields-senior single	ESD	30.00
06/13/2021	Chase Card Se...	YMCA-June membership for G. Sanchez-senior couple	ESD	49.00
06/13/2021	Chase Card Se...	YMCA-June membership for C. Kelley-family	ESD	58.00
06/13/2021	Chase Card Se...	YMCA-June membership for D. Curtis-family	ESD	58.00
06/13/2021	Chase Card Se...	Emergency Reporting- reporting system access for June 2021	ESD	184.91
06/13/2021	Chase Card Se...	Active911-23 subscription 1 year for access on phones alerts an...	ESD	293.00
Total 5040 - Subscrip/Dues/Membership/RecMgmt				741.96
Total 5000 - ADMINISTRATIVE				1,166.02
5200 - PAID POSITION				
5205 - Base Salary				
06/04/2021	Derrick R Curtis	Salary	FDE	1,884.62
06/15/2021	Derrick R Curtis	Salary	FDE	1,884.62
06/29/2021	Derrick R Curtis	Salary	FDE	1,884.62
Total 5205 - Base Salary				5,653.86
5215 - CVFD SS & Medicare Tax Match				
06/04/2021	Derrick R Curtis	payroll for period beginning 5-24-2021 and ending 6-4-2021	FDE	144.18
06/15/2021	Derrick R Curtis	Payroll for period beginning 6-5-21 and ending 6-18-2021	FDE	144.18
06/29/2021	Derrick R Curtis	Payroll for period beginning 6-21-21 and ending 7-2-21	FDE	144.18
Total 5215 - CVFD SS & Medicare Tax Match				432.54
Total 5200 - PAID POSITION				6,086.40
5300 - BUILDING AND GROUNDS				
5310 - Janitorial Supplies				
06/13/2021	Chase Card Se...	Amazon-5-primer bulbs for weed string trimmer	ESD	4.46
Total 5310 - Janitorial Supplies				4.46
5320 - Repairs and Maintenance				
06/22/2021	Circle 5 Pest C...	SRW 69690-quarterly pest control treatment	ESD	75.00

5:58 PM
07/15/21
Accrual Basis

**Cassie Volunteer Fire Department
Profit & Loss Detail
June 2021**

Date	Name	Memo	Class	Amount
Total 5300 - Repairs and Maintenance				75.00
5325 - Furn&YardEquip Repl/Rep/New				
06/13/2021	Chase Card Se...	Arzn-10 folding lightweight camp chairs to be stored in trailer fo...	ESD	349.90
06/13/2021	Chase Card Se...	TX Facilities-1-5 drawer cabinet to be mounted in the trailer for c...	ESD	27.06
06/13/2021	Chase Card Se...	Lowe-screws, hawsps, and bars to mount cabinet in trailer	ESD	35.88
Total 5325 - Furn&YardEquip Repl/Rep/New				412.84
5330 - Electrical Service				
06/15/2021	PEC	Acct#3000098825 -monthly stmnt for period 4-21-21 -- 5-22-21	ESD	136.25
Total 5330 - Electrical Service				136.25
5335 - Telephone Service				
06/13/2021	Chase Card Se...	Vzwrls-monthly charge for phones, internet and line charges fo...	ESD	581.93
Total 5335 - Telephone Service				581.93
Total 5300 - BUILDING AND GROUNDS				1,210.48
5600 - COMMUNICATIONS				
5605 - Batteries, Clips, Acc.				
06/13/2021	Chase Card Se...	Arzn-5-24 packs of AA batteries used for SCBA air packs	ESD	62.45
Total 5605 - Batteries, Clips, Acc.				62.45
Total 5600 - COMMUNICATIONS				62.45
7000 - OPERATIONS				
7007 - CAD-Computer Aided Dispatch				
06/13/2021	Tyler Technolo...	iPad Mobile Client - License Fee - Note Maintenance Fee of \$4...	ESD	11,550.00
06/13/2021	Tyler Technolo...	Firehouse CAD Monitor Interface - License Fee	ESD	3,850.00
06/13/2021	Chase Card Se...	Arzn-5 temporary mount bases and cases for iPads to be mou...	ESD	218.40
06/13/2021	Chase Card Se...	Powerwars- 2-DC Automatic power switch/timer for pads in bus...	ESD	171.32
06/13/2021	Chase Card Se...	Vzwrls-5-iPads for vehicles for CAD system	ESD	2,299.95
Total 7007 - CAD-Computer Aided Dispatch				18,089.67
7010 - Fuel-Vehicle and Equipment				
06/13/2021	Chase Card Se...	Arzn-1-5 gal surecan gasoline can mounted on trailer for pump...	ESD	48.97
06/13/2021	Chase Card Se...	Arzn - 1-6 pack of 50.1 TruFuel for chainsaws	ESD	43.50
06/13/2021	Chase Card Se...	SP Equipment-1-5 gallon surecan gas rack to mount gas can to ...	ESD	82.00
Total 7010 - Fuel-Vehicle and Equipment				174.47
7012 - Fuelman-Vehicles & Equipment				
06/08/2021	Fuelman	5-4-21-4460-regular and one call	ESD	49.26
06/08/2021	Fuelman	5-6-21-4460-2 pre-plans and regular	ESD	48.77
06/08/2021	Fuelman	5-11-21-4460-3 calls	ESD	30.94
06/08/2021	Fuelman	5-16-21-4460-1 call and meetings and pickup items for trailer	ESD	54.09
06/08/2021	Fuelman	5-24-21-4460-2-calls and regular	ESD	43.12
06/08/2021	Fuelman	5-7-21-Laven Equipment-regular	ESD	10.54
06/08/2021	Fuelman	5-25-21-4420-regular and 1-vehicle accident	ESD	27.46
06/08/2021	Fuelman	5-13-21-4421-1 fine and regular	ESD	14.83
06/08/2021	Fuelman	5-17-21-4431-UTV-regular	ESD	17.03
06/08/2021	Fuelman	5-9-21-4450- 1 fire and regular	ESD	42.74
06/08/2021	Fuelman	5-23-21-4451-1 Search and Rescue	ESD	37.31
Total 7012 - Fuelman-Vehicles & Equipment				376.69
7045 - Veh/Eprnt Lights-Decals-Safety				
06/13/2021	Chase Card Se...	Buchanan General Store - 1-heavy-duty hitch lock for new trailer	ESD	26.99
Total 7045 - Veh/Eprnt Lights-Decals-Safety				26.99
7080 - Vehicle Maintenance/Repair				
06/13/2021	Chase Card Se...	Arzn-4 air-filter/pre-cleaner 12.5 - 20 HP 5050K for Boat	ESD	55.32
06/13/2021	Chase Card Se...	Harbor Freight-replacement wheel for trailer temporary used for ...	ESD	35.99
06/13/2021	Chase Card Se...	Arzn-4 pack tie down w/plates installed in trailer to hold UTV	ESD	41.93
06/13/2021	Chase Card Se...	Arzn-D-rings for tie downs installed in trailer to hold UTV	ESD	30.98
06/13/2021	Chase Card Se...	Hoover Bldg Supply -replace hitch pin on boat trailer	ESD	4.99

2:58 PM

Cassie Volunteer Fire Department
Profit & Loss Detail
June 2021

07/12/21
Accrual Basis

Date	Name	Memo	Class	Amount
06/13/2021	Chase Card Se...	Buchanan General - screws to mount whiteboards and poster h...	ESD	6.99
	Total 7080 - Vehicle Maintenance/Repair			176.20
	7085 - Vehicle Maint/Repr(Vendor)			
06/13/2021	Chase Card Se...	Quick Brakes - oil change for 4460	ESD	99.00
06/13/2021	Chase Card Se...	Quick Brakes - Oil Change for #4451	ESD	160.51
	Total 7085 - Vehicle Maint/Repr(Vendor)			259.51
	7095 - Fire Fighting Equipment - NEW			
06/13/2021	Chase Card Se...	Amazon-1-heavy duty 5/8 inch by 10 hose for UTV	ESD	21.09
	Total 7095 - Fire Fighting Equipment - NEW			21.09
	Total 7000 - OPERATIONS			19,124.62
	8000 - TRAINING			
	8020 - Training -VENDOR			
06/13/2021	Chase Card Se...	Paypal-Texas Emergency Educators - For Instructor 2 course F...	ESD	257.79
	Total 8020 - Training -VENDOR			257.79
	Total 8000 - TRAINING			257.79
	9000 - PUBLIC RELATIONS			
	9025 - Recognition/Thank You			
06/13/2021	Chase Card Se...	Dietz-flower arrangement for G. Sanchez's family	FD	92.01
	Total 9025 - Recognition/Thank You			92.01
	Total 9000 - PUBLIC RELATIONS			92.01
	Total Expenses			28,000.37
	Net Income			-25,676.58

2:37 PM
07/13/21
Cash Basis

Burnet County Emergency Services District #2
Balance Sheet
As of June 30, 2021

	<u>Jun 30, 21</u>
ASSETS	
Current Assets	
Checking/Savings	
Certificate of Deposit 33086	156,666.76
First State Bank of Burnet	183,266.56
Sales Tax Account	6,649.27
Total Checking/Savings	<u>346,582.59</u>
Total Current Assets	<u>346,582.59</u>
TOTAL ASSETS	<u>346,582.59</u>
LIABILITIES & EQUITY	
Equity	
Unrestricted Net Assets	286,116.21
Net Income	60,466.38
Total Equity	<u>346,582.59</u>
TOTAL LIABILITIES & EQUITY	<u>346,582.59</u>

Respectfully submitted, Richard Bremer, Treasurer

Page 1

June 2021 Profit and Loss - Excel

File Home Insert Page Layout Formulas Data Review View Help PDF Architect 7 Creator Tell me what you

CD1

	A	B	C	D	G	BQ	BY	CC	CF	CG	CH	CI	
1					TOTAL								
2					Budget	Jun 21	Oct '20 - Jun 21	\$ Over Budget					
3				Income									
4				Government Contracts									
5				Local Government Contracts	240,308.00	3,115.83	246,200.56	5,892.56					
6				Government Contracts - Other	0.00	0.00	405.85	405.85					
7				Total Government Contracts	240,308.00	3,115.83	246,606.41	6,298.41					
8				Interest Earned	90.00	182.15	235.01	145.01					
9				Investments									
10				Interest-Savings, Short-term CD	0.00	0.00	348.63	348.63					
11				Total Investments	0.00	0.00	348.63	348.63					
12				Refund	489.00	0.00	0.00	-489.00					
13				Reimburse Expenses	0.00	0.00	0.00	0.00					
14				Total Income	240,887.00	3,297.98	247,190.05	6,303.05					

	A	B	C	D	G	BQ	BY	CC	CF	CG	CH	CI
1					TOTAL							
2					Budget	Jun 21	Oct '20 - Jun 21	\$ Over Budget				
15				Expense								
16				Bank Charges		0.00	18.51					
17				Contract Services								
18				Accounting Fees	6,700.00	0.00	6,845.64	145.64				
19				Cassie Volunteer Fire Dept	169,832.00	0.00	127,374.00	-42,458.00				
20				CVFD-Capital Expenditures	45,000.00	0.00	45,000.00	0.00				
21				Insurance-Liability & D.O.	1,572.00	0.00	1,523.00	-49.00				
22				Insurance-Workers Compensation	358.00	0.00	310.00	-48.00				
23				Legal Fees	2,560.00	0.00	2,498.92	-61.08				
24				Outside Contract Services	3,897.00	973.15	2,919.45	-977.55				
25				Total Contract Services	229,919.00	973.15	186,471.01	-43,447.99				
26				Operations								
27				Meeting space fees	600.00	0.00	450.00	-150.00				
28				Newspaper Advertisement	100.00	0.00	0.00	-100.00				
29				Postage, Mail Service	96.00	122.00	144.00	48.00				
30				Total Operations	796.00	122.00	594.00	-202.00				
31				Other Types of Expenses								
32				Memberships and Dues	275.00	0.00	275.00	0.00				
33				Other Costs	1,000.00	0.00	0.00	-1,000.00				
34				Sales Tax Election Expenses	2,000.00	0.00	2,831.77	831.77				
35				Total Other Types of Expenses	3,275.00	0.00	3,106.77	-168.23				

June 2021 Profit and Loss - Excel

File Home Insert Page Layout Formulas Data Review View Help PDF Architect 7 Creator Tell me what y

CD1

	A	B	C	D	G	BQ	BY	CC	CF	CG	CH	CI	
1					TOTAL								
2					Budget	Jun 21	Oct '20 - Jun 21	\$ Over Budget					
36				Travel and Meetings									
37				Conference, Convention, Meeting	1,500.00	295.00	295.00	-1,205.00					
38				Travel	600.00	0.00	0.00	-600.00					
39				Total Travel and Meetings	2,100.00	295.00	295.00	-1,805.00					
40				Total Expense	236,090.00	1,390.15	190,485.29	-45,604.71					
41				Net Income	4,797.00	1,907.83	56,704.76	51,907.76					

FD-Budget Build-FY 2021-2022 - Excel							
File Home Insert Page Layout Formulas Data Review View Help PDF Architect 7 Creator Tell me what y							
C124		REPLACE SCBA PACKS & MASKS (10)					
A	B	C	D	E	F	G	H
1	CASSIE VFD/EMS, INC. BUDGET BUILD FOR FY 2021-2022						
2	Page 1 of 3						
	GROUP ACCT NO	DETAIL ACCT NO	CATEGORY NAME	BUDGET BUILD BY LINE ITEM	BUDGET BUILD FOR TOTAL BY GROUP		
4	4000		INCOME				
5		4005	ESD PAYMENTS FOR OPERATIONS	\$185,824.75			
6		4010	INDIVIDUAL DONATIONS	\$0.00			
7		4015	MEMORIAL DONATIONS	\$0.00			
8		4020	GROUP & COMPANY DONATIONS	\$0.00			
9		4025	GRANTS/COST SHARE	\$0.00			
10		4030	COUNTY FUNDS (dollar amount is an approximate)	\$0.00			
11		4035	FD EQUIPMENT SALE	\$0.00			
12		4040	FD REIMBURSEMENT	\$0.00			
13		4045	FD INSURANCE RECOVERY	\$0.00			
14		4050	FUND RAISERS	\$0.00			
15		4055	LOANS	\$0.00			
16		4060	INTEREST INCOME	\$0.00			
17		4065	TRAINING REIMBURSEMENT	\$0.00			
18		4070	ESD REIMBURSEMENT	\$0.00			
19		4075	GRANT REIMBURSEMENT - NON-TRAINING	\$0.00			
20		4095	ESD PAYMENTS - CAPITAL EXPENDITURES	\$155,800.00			
21			TOTAL INCOME		\$341,624.75		
23		5005	ACCOUNTING	\$1,500.00			
24		5010	LEGAL SERVICES	\$100.00			
25		5015	MEETINGS	\$300.00			
26		5020	OFFICE EQUIPMENT/ MAINTENANCE	\$258.00			
27		5025	OFFICE SUPPLIES	\$1,000.00			
28		5030	PRINTER SUPPLIES	\$300.00			
29		5035	SHIPPING/POSTAGE/PO BOX RENTAL	\$150.00			
30		5040	SUBSCRIPTIONS/DUES/MEMBERSHIPS	\$5,000.00			
31		5042	RECORD MGMT SYSTEM-ER, PC, HALLIGAN, CAD LINK	\$4,000.00			
32		5045	TRAVEL ALLOWANCE	\$100.00			
33		5050	UNIFORMS (CAPS AND SHIRTS)	\$4,000.00			
34		5055	PRINTING SERVICES	\$100.00			
35		5060	SFTY DEP BOX/CHKS/PETTY CASH/BKGD CHKS	\$100.00			
36		5065	FINANCE CHARGES/LATE FEES/SALES TAX	\$0.00			
37		5070	PETTY CASH/TOLL CHARGES	\$350.00			
38		5075	RECRUITMENT AND RETENTION	\$10,200.00			
39			TOTAL ADMINISTRATIVE		\$27,458.00		
40	5200		PAID POSITION				
41		5205	BASE SALARY (INCLUDES EMP TAX & INSURANCE)	\$53,500.00			
42		5215	CVFD SS & MEDICARE TAX MATCH	\$4,092.75			
43			TOTAL PAID POSITION		\$57,592.75		

C124 REPLACE SCBA PACKS & MASKS (10)

	A	B	C	D	E	F	G	H
43			TOTAL PAID POSITION		\$57,592.75			
44	5300		BUILDING AND GROUNDS					
45		5305	BOTANICAL SUPPLIES	\$50.00				
46		5310	JANITORIAL SUPPLIES	\$200.00				
47		5315	REFUSE COLLECTION	\$0.00				
48		5320	REPAIRS AND MAINTENANCE	\$3,000.00				
49		5325	FURNITURE REPL/REP/NEW	\$1,000.00				
50		5330	ELECTRICAL SERVICE	\$3,750.00				
51		5335	TELEPHONE SERVICE	\$4,600.00				
52			TOTAL BLDG & GRDS		\$12,600.00			
53								
54								
55								
56	CASSIE VFD/EMS, INC. BUDGET BUILD FOR FY 2021-2022							
57	Page 2 of 3							
58	GROUP ACCT NO	DETAIL ACCT NO	CATEGORY NAME	BUDGET BUILD BY LINE ITEM	BUDGET BUILD FOR TOTAL BY GROUP			
59								
60	5600		COMMUNICATIONS					
61		5605	BATTERIES, CLIPS, ACCESSORIES	\$500.00				
62		5610	INSTALLATION AND CHANGES	\$0.00				
63		5615	NON-WARRANTY REPAIR	\$300.00				
64		5620	DIGITAL RADIOS, PAGERS, CELL PHONES	\$500.00				
65			TOTAL COMMUNICATIONS		\$1,300.00			

66	6600		INSURANCE					
67		6605	BUILDING AND PROPERTY	\$4,500.00				
68		6610	VEHICLE	\$9,600.00				
69		6615	PERSONNEL COVERAGE(Accident-Disability-Bonding)(Air Evac)	\$12,240.00				
70			TOTAL INSURANCE		\$26,340.00			
71	7000		OPERATIONS					
72								
73		7007	CAD-COMPUTER AIDED DISPATCH	\$4,700.00				
74		7010	FUEL - VEHICLE AND EQUIPMENT	\$250.00				
75		7012	FUELMAN - VEHICLE AND EQUIPMENT	\$4,530.00				
76		7015	EQUIPMENT MAINTENANCE/REPAIR (VENDOR)	\$500.00				
77		7020	FIRE EXTINGUISHER TESTING/REPAIR	\$300.00				
78		7025	FIRE SUPPRESSANT SUPPLIES-FOAM	\$5,000.00				
79		7030	FIRST RESPONDER SUPPLIES	\$3,300.00				
80		7035	LADDER TESTING/PUMP TESTING/HOSE TESTING	\$3,000.00				
81		7040	MINOR TOOLS	\$150.00				
82		7045	VEHICLE/EQUIPMENT LIGHTS-DECALS-SAFETY ITEMS	\$100.00				
83		7050	PERSONAL PROTECTIVE EQUIPMENT (PPE)	\$4,000.00				
84		7055	PPE TESTING/CLEANING/REPAIR	\$500.00				
85		7060	REHABILITATION SUPPLIES (ICE/WATER/GATORADE)	\$500.00				
86		7065	RESCUE EQUIPMENT MAINTENANCE/REPAIR	\$250.00				
87		7070	SCBA TESTING/HYDRO/FACEMASK/PACK	\$2,000.00				
88		7072	SCBA MAINTENANCE & REPAIR-CASCADE SYSTEM	\$500.00				
89		7075	STATE VEHICLE SAFETY INSPECTION & REGISTRATION	\$150.00				

FD-Budget Build-FY 2021-2022 - Excel

File Home Insert Page Layout Formulas Data Review View Help PDF Architect 7 Creator Tell me what y

C124 X ✓ fx REPLACE SCBA PACKS & MASKS (10)

	A	B	C	D	E	F	G	H
88		7072	SCBA MAINTENANCE & REPAIR-CASCADE SYSTEM	\$500.00				
89		7075	STATE VEHICLE SAFETY INSPECTION & REGISTRATION	\$150.00				
90		7080	VEHICLE MAINTENANCE/REPAIR	\$1,500.00				
91		7085	VEHICLE MAINTENANCE/REPAIR (VENDOR)	\$7,000.00				
92		7090	EQUIPMENT REPLACEMENT (FIRE FIGHTING)	\$1,750.00				
93		7095	FIRE FIGHTING EQUIPMENT - NEW	\$2,500.00				
94		7100	RESCUE EQUIPMENT - NEW	\$1,000.00				
95		7105	RESCUE EQUIPMENT - REPLACEMENT	\$200.00				
96			TOTAL OPERATIONS		\$43,680.00			
97	8000		TRAINING					
98		8005	AED, CPR, FIRST AID	\$454.00				
99		8010	EMS/TEEX	\$0.00				
100		8015	ISO	\$0.00				
101		8020	TRAINING - VENDOR	\$8,000.00				
102		8022	TRAINING - CERTIFICATIONS & TESTING	\$1,000.00				
103		8025	PER DIEM TRAVEL/LODGING/FOOD	\$5,000.00				
104		8030	WILDLAND	\$500.00				
105		8035	EDUCATIONAL SUPPLIES(CD'S-TAPES-BOOKS-ETC)	\$600.00				
106			TOTAL TRAINING		\$15,554.00			

107								
108								
109								
110								
111								
112	CASSIE VFD/EMS,INC. BUDGET BUILD FOR FY 2021-2022							
113	Page 3 of 3							
114	GROUP ACCT NO	DETAIL ACCT NO	CATEGORY NAME		BUDGET BUILD BY LINE ITEM	BUDGET BUILD TOTAL BY GROUP		
115								
116	9000		PUBLIC RELATIONS					
117		9005	EDUCATIONAL SUPPLIES	\$100.00				
118		9010	PUBLIC EDUCATION/RELATION/APPRECIATION	\$500.00				
119		9015	SHIPPING AND POSTAGE	\$100.00				
120		9020	PRINTING	\$100.00				
121		9025	RECOGNITION/THANK YOU	\$500.00				
122			TOTAL PUB REL		\$1,300.00			

FD-Budget Build-FY 2021-2022 - Excel

File Home Insert Page Layout Formulas Data Review View Help PDF Architect 7 Creator Tell me what y

C124 REPLACE SCBA PACKS & MASKS (10)

	A	B	C	D	E	F	G	H
121		9025	RECOGNITION/THANK YOU	\$500.00				
122			TOTAL PUB REL		\$1,300.00			
123		9500	CAPITAL EXPENDITURES (IND. ITEM OVER \$1000)					
124		9590	REPLACE SCBA PACKS & MASKS (10)	\$125,000.00				
125		9527	5" LARGE DIAMETER HOSE (10)	\$6,500.00				
126		9528	TURBO DRAFT (1)	\$5,000.00				
127		9529	5" INTAKE VALVE (4)	\$5,000.00				
128		9522	TIRES FOR E1-4420 (6)	\$5,000.00				
129		9551	SCRAPE, PREP, PAINT OUTSIDE OF FIRE STATION	\$9,300.00				
130								
131			TOTAL CAPITAL EXP		\$155,800.00			
132								
133			TOTAL ESD BUDGET with Capital Expenditures	\$341,624.75	\$341,624.75			
134			TOTAL ESD BUDGET withOUT Capital Expenditures	\$185,824.75	\$185,824.75			
135			BURNET COUNTY MUTUAL AID FUNDS	\$0.00	\$0.00			
136								



BURNET CENTRAL APPRAISAL DISTRICT

P. O. BOX 908 / 223 SOUTH PIERCE
BURNET, TEXAS 78611
PHONE (512) 756-8291
info@burnetad.org
www.burnet-cad.org



2021 Preliminary Estimated Taxable Value
EMERG SERV DIST #2 (ESD2)

April 23, 2021

Budget Officer
EMERG SERV DIST #2 (ESD2)
P O BOX 249
BUCHANAN DAM TX 78609

Dear Budget Officer,

I am providing you the preliminary estimated taxable values at this time to help assist you in your early budget process. These values are estimates only and are subject to change due to the protest period and late exemptions and agricultural applications. The actual certified values, or if the Appraisal Review Board has not yet approved the appraisal records, an estimated value, will be provided by July 25th.

FREEZE ADJUSTED TAXABLE VALUE \$277,988,421

If you have any questions, please let me know.

Sincerely,

Stan Hemphill
Stan Hemphill
Chief Appraiser

277,988
99% 275,208
Apprais - EVFD amount 250,000
As of 245,000
7/1/21