



BURNET COUNTY EMERGENCY SERVICES DISTRICT #2
P.O. BOX 249
BUCHANAN DAM, TEXAS 78609-0249

Minutes (Official) – July 21, 2022

1. (AI)¹ Call meeting to order

(AD)²At 10:00 a.m., July 21, 2022, the Regular Meeting of the Board of Emergency Service Commissioners of Burnet County Emergency Services District No. 2 was called to order by President Richard Bremer at the Cassie Community Center, 3920 RR 690, Burnet, Texas 76611. Notice of this meeting (Enclosure 1) had been previously posted at the Burnet County Courthouse and the Cassie VFD website (www.cassievfd.com), in compliance with the provisions of Chapter 551, Texas Government Code.

2. (AI) Establish a quorum

(AD) Board member in attendance were:

*Richard Bremer
Robbie Cheatham
Donna Kiley
John Call
Sharon Barclay*



Commissioner Bremer confirmed a quorum was present.

3. (AI) Pledge of Allegiance

(AD) The quorum having been established, the Pledge of Allegiance to the United States was rendered with appropriate honors.

4. (AI) Invocation

(AD) The Invocation was offered by Commissioner Bremer.

¹ AI – Agenda Item

² AD – Action and/or Discussion by BCESD-2Commissioners

5. (AI) Welcome guests

(AD) Commissioner Bremer welcomed to the meeting:

*CVFD Chief Derrick Curtis
Laura Schneider, CVFD Treasurer
Patty Lee, Cassie POA President
Jodeen Lee, The Willows; Resident*

6. (AI) Comments from the Board and Public not scheduled on the agenda may speak, however no action can be taken on these items and the Board will not debate the comments at this meeting. Comments regarding specific agenda items should occur when the item is called. There is a 2-minute speaking limit.

(AD) Commissioner Bremer called for comments from the Board or guests.

Introductions were made by the Board and guests. Mrs. Jodeen Lee stated that she had moved to the area in November 2021 and was a retired CPA with experience in private and non-profit organizations.

7. (AI) Accept minutes from the June 23, 2022 meeting

(AD) Commissioner Bremer called for corrections to the June 23, 2022 Meeting Minutes; with no additional changes the Minutes were accepted as presented.

8. (AI) ESD #2 Treasurer Report

(AD) Commissioner Kiley presented the June Treasurers Report.

Report for June 2022

*Balances – Checking: \$196,479.52
CD: \$157,215.81
Total Assets: \$353,695.33*

*Income: \$2521.61
Expenses: \$449.86
Net: 2971.47*

YTD Net Income: \$55,752.72 (Enclosure 2)

Report for Sales Tax June 2022

Balance: \$72,346.49

Income: \$5794.50

Expenses: 0 (Enclosure 3)

Commissioner Bremer called for discussion related to the June Financial Report. Commissioner Kiley inquired as to the renewal of the CD; Commissioner Bremer stated to research the options and it could be placed on the next agenda. With no further discussion the reports were accepted as presented.

Commissioner Kiley submitted her Letter of Resignation from the ESD Board due to family health matters. Commissioner Bremer stated that he will contact Commissioner Luther regarding the open position. Commissioner Call expressed that he did not have an interest in serving as the Treasurer at this time. (Enclosure 4)

9. (AI) Discussion and/or action regarding the disbursement of funds

(AD) Commissioner Bremer reported upcoming expenses:

Cassie Community Center was paid and will be reflected on the July statement

Quarterly VFD Payment was paid and will be reflected on the July statement

Approved Capital Expenditures

10. (AI) Report from the Cassie Volunteer Fire Department.

A. Report of VFD

1. Number of calls.

2. Training, etc.

3. Other department activity or concerns.

B. Cassie VFD Financial Report

C. Discussion and/or approval of Capital Expenditures for Cassie VFD, if applicable.

A. (AD) Chief Curtis reported on CVFD activity for the month of June. CVFD responded to 18 calls – 12 EMS/ 6 Fire. Mutual Aid – 5 given, 0 received. Average response time for June was 11.39; In-District calls 5.84, M-F 2.55, and Out-of-District is 24.58. Average personnel per call for June was 4.6. There were three Water Rescue calls; one cancelled enroute. (Enclosure 5)

Chief Curtis reported that two members would be attending TEEX for Firefighter 2 Certification.

B. (AD) Mrs. Schneider gave the CVFD Treasurers Report for June 2022. There was a balance of \$15,155.59 in checking. Expenses for were \$21,869.22, which included increased costs for fuel and Capital Expenses. There was also income of \$600 from the Texas Mountain Biking League for UTV use during their events; this was previously reported in June. (Enclosure 6)

Mrs. Schneider reported on the CVFD Account – current balance is \$90,833.50. There were two grant reimbursements received for a total of \$4660. (Enclosure 7)

C. (AD) Chief Curtis presented information for Capital expenditures; the total request is \$11,990; this covers expenses for tires for Engine 20 and painting the exterior of the Fire Station. (Enclosure 8)

11. (AI) Report from the Joint Task Force concerning the 5-year plan

(AD) Commissioner Bremer reported on activity from the Joint Task Force. He stated that the committee had their second meeting and are getting ideas for potentially building a Sub-Station. There was general discussion with the Board and guests with Mrs. Patty Lee inquiring on utilizing the land that the current Community Center is located. Chief Curtis stated that there may be issues on the land stability, a well, and previous agreements. All aspects will be explored. The Committee will continue to report the progress to the ESD Board.

12. (AI) Reports and input on ESD Policies being worked on:

Financial Oversight – discuss and/or approve

(AD) No report.

13. (AI) Administrative update of the Sales Tax Program for ESD #2 including update on reports and contract with HdL.

(AD) Commissioner Barclay presented information obtained by HdL on Sales Tax statistics. Commissioner Barclay reported that July Sales Tax Income was \$6675; this reflected a 22.9% increase from July 2021. The major Sales Tax contributors remain in the Retail Trade sector. She reported that the Sales Tax Contributors Top 100 is slowly changing, thus correct taxation being established, but there continued to be some known businesses that are not shown in the report. Additionally, Mrs. Barclay reported that HdL has started to provide an Excel spreadsheet that reflects the month-to-month Sales Tax contributors and that in October she is going to ask that the report start showing a Fiscal Year view. (Enclosure 9)

- 14. (AI) Begin Preparation of FY 2022-2023 ESD Budget.**
- A. Discussion and action on Letters of Engagement from Taber and Burnett, Inc.**
 - B. BCAD fee for 2023.**
 - C. Insurance costs – VFIS and Worker’s Comp**
 - D. Other expenses for FY 2022-2023.**

(AD) Commissioner Bremer presented information related to the upcoming preparation of the 2022-23 ESD Budget.

- A. Commissioner Bremer stated that he had sent correspondence to Taber and Burnett but has not received a reply.*
- B. Commissioner Bremer also has inquired with the BCAD regarding the 2023 Fee; Commissioner Kiley presented a letter that reflected this information.*
- C. Commissioner Bremer stated that he has not received information from VFIS or Workman’s Comp but has sent correspondence.*
- D. Commissioner Bremer covered other expenses to include the possibility of purchase of laptops or tablets for the Commissioner’s for official use; Mrs. Barclay stated that she had started looking at different products and welcomed input.*

- 15. (AI) Calendar of events for August 2022.**
- A. Approve Capital Expenditures, if applicable.**
 - B. Cassie VFD Budget for FY 2022-2023**
 - C. Public Hearing on ESD budget and Tax Rate included in Agenda for August 25, 2022 meeting.**
 - D. Forward Service Provider Contract to Cassie VFD for their review and signature.**

(AD) Commissioner Bremer reviewed the Calendar of Events for August 2022.

- A. There are no forecasted Capital Expenditures*
- B. Receive the Cassie VFD Budget for FY2022-23*
- C. Conduct the Public Hearing on the ESD Budget and the Tax Rate; this hearing will be on the August 25, 2022 Agenda; Commissioner Bremer will make the necessary notifications.*
- D. Forward the Service Provider Contract to Cassie VFD for their review and signature.*

16. (AI) Next meeting, at 10:00 AM on Thursday, August 25, 2022

(AD) Commissioner Bremer announced that the next regular meeting and the Public Hearing on the ESD Budget and Tax Rate will be on Thursday, August 25, 2022 at 10:00 a.m. at the Cassie Community Center.

17. (AI) Adjourn

(AD) With no additional business, the Burnet County Emergency Services District No. 2 July 21, 2022 meeting was adjourned at 11:12 a.m.

Sharon K. Barclay

Sharon K. Barclay
Secretary
Emergency Service District #2
Burnet County
July 21, 2022

Richard Bremer
President
Emergency Service District #2
Burnet County
July 21, 2022



BURNET COUNTY EMERGENCY SERVICES DISTRICT #2
P.O. BOX 249
BUCHANAN DAM, TEXAS 78609-0249

NOTICE OF REGULAR MEETING

In compliance with the provisions of Chapter 551, Texas Government Code, notice is hereby given of a Regular Meeting of the Board of Emergency Services Commissioners of Burnet County Emergency Services District #2, to be held at the Cassie Community Center located at 3920 RR 690, Burnet, Texas, 78611 at 10:00 AM on Thursday, July 21, 2022. This agenda is posted in the Burnet County Courthouse and on the cassievfd.com website.

The following agenda items will be discussed, considered and action taken as appropriate:

AGENDA

1. Call meeting to order. (Bremer)
2. Establish a quorum. (Bremer)
3. Pledge of Allegiance. (Bremer)
4. Invocation. (Bremer)
5. Welcome guests. (Bremer)
6. Comments from the Board and Public not scheduled on the agenda may speak, however no action can be taken on these items and the Board will not debate the comments at this meeting. Comments regarding specific agenda items should occur when the item is called. There is a 2-minute speaking limit.
7. Accept minutes from the June 23, 2022 meeting. (Bremer)
8. ESD #2 Treasurer Report. (Kiley)
9. Discussion and/or action regarding the disbursement of funds. (Kiley)



BURNET COUNTY EMERGENCY SERVICES DISTRICT #2
P.O. BOX 249
BUCHANAN DAM, TEXAS 78609-0249

10. Report from the Cassie Volunteer Fire Department.
 - A. Report of VFD Chief Curtis
 1. Number of calls.
 2. Training, etc.
 3. Other department activity or concerns.
 - B. Cassie VFD Financial Report (L. Schneider)
 - C. Discussion and/or approval of Capital Expenditures for Cassie VFD, if applicable. (Curtis)
11. Report from the Joint Task Force concerning the 5-year plan. (Bremer)
12. Reports and input on ESD Policies being worked on:
 - A. Financial Oversight – Kiley/Call – discuss and/or approve
13. Administrative update of the Sales Tax Program for ESD #2 including update on reports from Hdl. (Barclay)
14. Begin Preparation of FY 2022-2023 ESD Budget.
 - a. Discussion and action on Letters of Engagement from Taber and Burnett, Inc.
 - b. BCAD fee for 2023.
 - c. Insurance costs – VFIS and Worker’s Comp
 - d. Other expenses for FY 2022-2023.
15. Calendar of events for August 2022. (Bremer)
 - A. Approve Capital Expenditures, if applicable.
 - B. Cassie VFD Budget for FY 2022-2023
 - C. Public Hearing on ESD budget and Tax Rate included in Agenda for August 25, 2022 meeting.
 - D. Forward Service Provider Contract to Cassie VFD for their review and signature.
16. Next meeting, at 10:00 AM on Thursday, August 25, 2022, at the Cassie Community Center.
17. Adjourn.

Richard Bremer, President

3:25 PM
07/07/22
Cash Basis

Burnet County Emergency Services District #2
Balance Sheet
As of June 30, 2022

	Jun 30, 22
ASSETS	
Current Assets	
Checking/Savings	
Certificate of Deposit 33086	157,215.81
First State Bank of Burnet	196,479.52
Total Checking/Savings	353,695.33
Total Current Assets	353,695.33
TOTAL ASSETS	353,695.33
LIABILITIES & EQUITY	
Equity	
Unrestricted Net Assets	297,942.61
Net Income	55,752.72
Total Equity	353,695.33
TOTAL LIABILITIES & EQUITY	353,695.33

3:22 PM
 07/07/22
 Cash Basis

Burnet County Emergency Services District #2
Profit & Loss Budget vs. Actual
 October 2021 through June 2022

	Oct '21 - Jun 22	Budget	\$ Over Budget
Income			
Cash Reserves	0.00	50,000.00	-50,000.00
Government Contracts			
Local Government Contracts	290,122.49	275,208.00	14,914.49
Total Government Contracts	290,122.49	275,208.00	14,914.49
Interest Earned	45.66	90.00	-44.34
Investments			
Interest-Savings, Short-term CD	410.84	800.00	-389.16
Total Investments	410.84	800.00	-389.16
Refund	0.00	170.00	-170.00
Reimburse Expenses	8,559.67	8,560.00	-0.33
Total Income	299,138.66	334,828.00	-35,689.34
Expense			
Contract Services			
Accounting Fees	8,439.97	7,200.00	1,239.97
Cassie Volunteer Fire Dept	139,368.75	185,825.00	-46,456.25
CVFD-Capital Expenditures	87,927.60	114,175.00	-26,247.40
Insurance-Liability & D.O.	1,510.00	1,572.00	-62.00
Insurance-Workers Compensation	324.00	358.00	-34.00
Legal Fees	438.13	2,500.00	-2,061.87
Outside Contract Services			
Burnet Co. Appraisal Dist.	1,583.80	4,256.00	-2,672.20
Total Outside Contract Services	1,583.80	4,256.00	-2,672.20
Total Contract Services	239,592.25	315,886.00	-76,293.75
Operations			
Meeting space fees	150.00	600.00	-450.00
Newspaper Advertisement	0.00	100.00	-100.00
Postage, Mail Service	0.00	244.00	-244.00
Total Operations	150.00	944.00	-794.00
Other Types of Expenses			
Memberships and Dues	275.00	275.00	0.00
Other Costs	0.00	1,000.00	-1,000.00
Total Other Types of Expenses	275.00	1,275.00	-1,000.00
Travel and Meetings			
Conference, Convention, Meeting	3,368.69	5,000.00	-1,631.31
Travel	0.00	600.00	-600.00
Total Travel and Meetings	3,368.69	5,600.00	-2,231.31
Total Expense	243,385.94	323,705.00	-80,319.06
Net Income	55,752.72	11,123.00	44,629.72

3:38 PM

07/07/22

Accrual Basis

**Burnet County Emergency Services District #2
Profit & Loss Detail
June 2022**

Type	Date	Name	Memo	Amount
Income				
Government Contracts				
Local Government Contracts				
Deposit	06/09/2022	Burnet County Appr...	Deposit	2,378.21
Total Local Government Contracts				<u>2,378.21</u>
Total Government Contracts				2,378.21
Interest Earned				
Deposit	06/30/2022		Interest	4.83
Total Interest Earned				4.83
Investments				
Interest-Savings, Short-term CD				
Deposit	06/30/2022		Deposit	138.57
Total Interest-Savings, Short-term CD				<u>138.57</u>
Total Investments				138.57
Total Income				2,521.61
Expense				
Contract Services				
Legal Fees				
Deposit	06/09/2022	Burnet County Appr...	Legal Fees from Burnet CAD	194.01
Deposit	06/16/2022	Burnet County Appr...	Legal fees from Burnet CAD	2.27
Total Legal Fees				<u>196.28</u>
Outside Contract Services				
Burnet Co. Appraisal Dist.				
Deposit	06/16/2022	Burnet County Appr...	06/01/22-06/15/22	-646.14
Total Burnet Co. Appraisal Dist.				<u>-646.14</u>
Total Outside Contract Services				<u>-646.14</u>
Total Contract Services				<u>-449.86</u>
Total Expense				<u>-449.86</u>
Net Income				<u>2,971.47</u>

2:28 PM
07/19/22
Accrual Basis

**Burnet Cty. ESD#2 Sales Tax
Balance Sheet
As of June 30, 2022**

	<u>Jun 30, 22</u>
ASSETS	
Current Assets	
Checking/Savings	
FSB of Burnet - Sales Tax	72,346.49
Total Checking/Savings	<u>72,346.49</u>
Total Current Assets	<u>72,346.49</u>
TOTAL ASSETS	<u>72,346.49</u>
LIABILITIES & EQUITY	
Equity	
Opening Balance Equity	2,500.00
Unrestricted Net Assets	22,092.31
Net Income	<u>47,754.18</u>
Total Equity	<u>72,346.49</u>
TOTAL LIABILITIES & EQUITY	<u>72,346.49</u>

2:18 PM

07/19/22

Accrual Basis

**Burnet Cty. ESD#2 Sales Tax
Profit & Loss Detail
June 2022**

Type	Date	Num	Name	Memo	Amount
Income					
Interest Income					
Deposit	06/30/2022			Interest	1.74
Total Interest Income					1.74
Sales Tax Revenue					
Deposit	06/07/2022		Texas State Compr...	allocation ending 6/7/22	5,792.76
Total Sales Tax Revenue					5,792.76
Total Income					5,794.50
Expense					
Net Income					5,794.50


July 21, 2022

Board of Directors

It is with great regret; I must resign from the ESD Board. My family is in failing health and the situation calls for me to be readily available all the time. I will be happy to assist in the transition and have an excellent applicant available to start immediately. John Call, Assistant Treasurer, informed me has no desire to transfer to the Treasurer position.

It has truly been an honor to be part of the ESD Board #2.

Sincerely yours,



Donna Kiley

Cassie VFD/ Burnet ESD 2

Burnet, TX
 This report was generated on 7/19/2022 8:54:49 AM



Incident Statistics

Zone(s): All Zones | Start Date: 06/01/2022 | End Date: 06/30/2022

INCIDENT COUNT			
INCIDENT TYPE		# INCIDENTS	
EMS		12	
FIRE		6	
TOTAL		18	
TOTAL TRANSPORTS (N2 and N3)			
APPARATUS	# of APPARATUS TRANSPORTS	# of PATIENT TRANSPORTS	TOTAL # of PATIENT CONTACTS
C-60	0	0	5
TOTAL	0	0	5
PRE-INCIDENT VALUE		LOSSES	
\$0.00		\$0.00	
CO CHECKS			
TOTAL			
MUTUAL AID			
Aid Type	Total		
Aid Given	5		
OVERLAPPING CALLS			
# OVERLAPPING	% OVERLAPPING		
2	11.11		
LIGHTS AND SIREN - AVERAGE RESPONSE TIME (Dispatch to Arrival)			
Station	EMS	FIRE	
Cassie VFD-Elms Station	0:10:12	0:18:45	
AVERAGE FOR ALL CALLS		0:10:58	
LIGHTS AND SIREN - AVERAGE TURNOUT TIME (Dispatch to Enroute)			
Station	EMS	FIRE	
Cassie VFD-Elms Station	0:02:56	0:00:35	
AVERAGE FOR ALL CALLS		0:02:18	
AGENCY	AVERAGE TIME ON SCENE (MM:SS)		
Cassie VFD/ Burnet ESD 2	59:46		

Only Reviewed Incidents included. EMS for Incident counts includes only 300 to 399 Incident Types. All other incident types are counted as FIRE. CO Checks only includes Incident Types: 424, 736 and 734. # Apparatus Transports = # of incidents where apparatus transported. # Patient Transports = All patients transported by EMS. # Patient Contacts = # of PCR contacted by apparatus. This report now returns both NEMESIS 2 & 3 data as appropriate. For overlapping calls that span over multiple days, total per month will not equal Total count for year.



Cassie VFD/ Burnet ESD 2

Burnet, TX

This report was generated on 7/19/2022 8:55:29 AM



Incident Statistics

Zone(s): All Zones | Start Date: 01/01/2022 | End Date: 06/30/2022

INCIDENT COUNT			
INCIDENT TYPE		# INCIDENTS	
EMS		48	
FIRE		40	
TOTAL		88	
TOTAL TRANSPORTS (N2 and N3)			
APPARATUS	# of APPARATUS TRANSPORTS	# of PATIENT TRANSPORTS	TOTAL # of PATIENT CONTACTS
4490	0	0	4
C-60	0	0	24
TOTAL	0	0	28
PRE-INCIDENT VALUE		LOSSES	
\$5,626,133.00		\$5,000,000.00	
CO CHECKS			
TOTAL			
MUTUAL AID			
Aid Type		Total	
Aid Given		27	
Aid Received		6	
OVERLAPPING CALLS			
# OVERLAPPING		% OVERLAPPING	
4		4.55	
LIGHTS AND SIREN - AVERAGE RESPONSE TIME (Dispatch to Arrival)			
Station	EMS	FIRE	
Cassie VFD-Elms Station	0:09:12	0:17:48	
AVERAGE FOR ALL CALLS		0:11:56	
LIGHTS AND SIREN - AVERAGE TURNOUT TIME (Dispatch to Enroute)			
Station	EMS	FIRE	
Cassie VFD-Elms Station	0:01:35	0:00:41	
AVERAGE FOR ALL CALLS		0:01:13	
AGENCY		AVERAGE TIME ON SCENE (MM:SS)	
Cassie VFD/ Burnet ESD 2		76:21	

Only Reviewed Incidents included. EMS for Incident counts includes only 300 to 399 Incident Types. All other incident types are counted as FIRE. CO Checks only includes Incident Types: 424, 736 and 734. # Apparatus Transports = # of incidents where apparatus transported. # Patient Transports = All patients transported by EMS. # Patient Contacts = # of PCR contacted by apparatus. This report now returns both NEMSIS 2 & 3 data as appropriate. For overlapping calls that span over multiple days, total per month will not equal Total count for year.

 **EMERGENCY REPORTING**
 emergencyreporting.com
 Doc Id: 1645
 Page # 1 of 1

Cassie VFD/ Burnet ESD 2

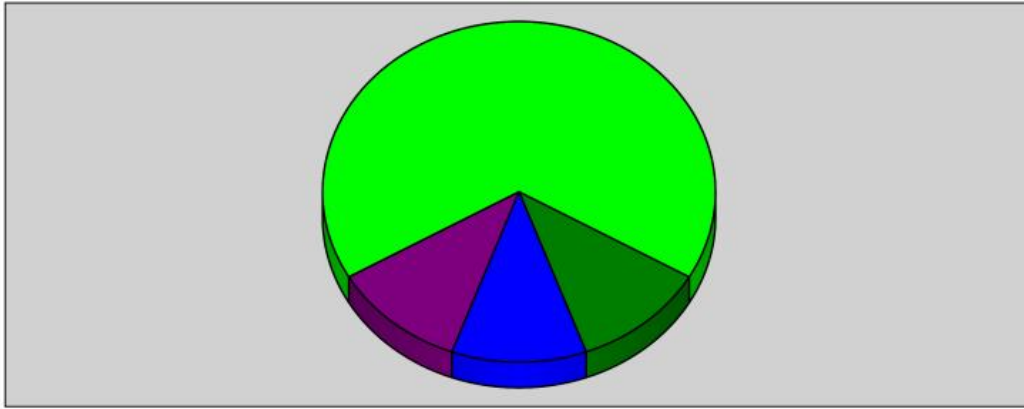
Burnet, TX

This report was generated on 7/19/2022 8:55:48 AM



Major Incident Types by Month for Date Range

Start Date: 06/01/2022 | End Date: 06/30/2022



INCIDENT TYPE	JUN	TOTAL
False Alarm & False Call	2	2
Fire	2	2
Good Intent Call	2	2
Rescue & Emergency Medical Service Incident	12	12
Total	18	18

Only REVIEWED incidents included

Cassie VFD/ Burnet ESD 2

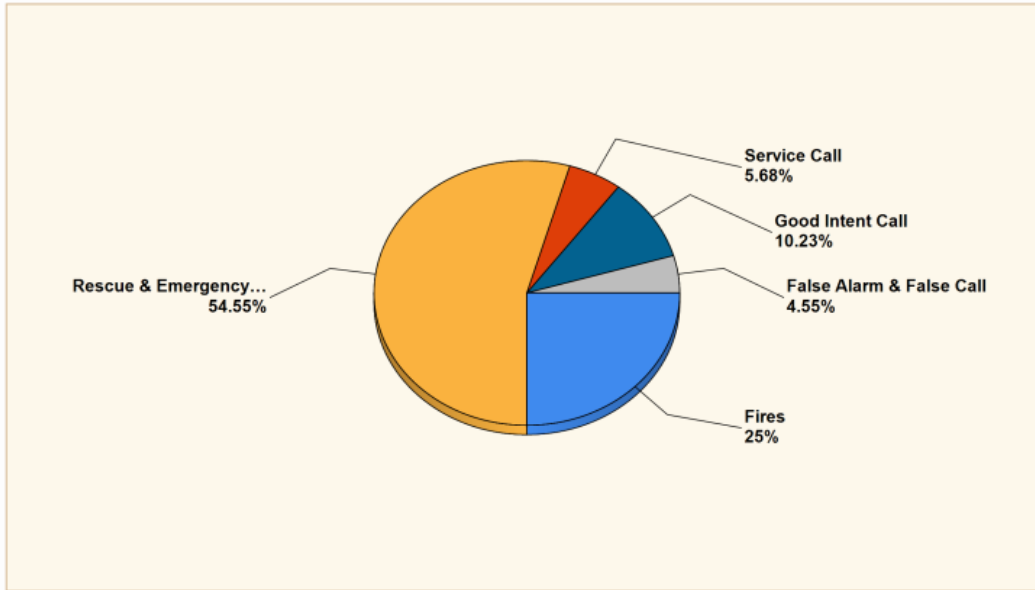
Burnet, TX

This report was generated on 7/19/2022 8:56:16 AM



Breakdown by Major Incident Types for Date Range

Zone(s): All Zones | Start Date: 01/01/2022 | End Date: 06/30/2022



MAJOR INCIDENT TYPE	# INCIDENTS	% of TOTAL
Fires	22	25%
Rescue & Emergency Medical Service	48	54.55%
Service Call	5	5.68%
Good Intent Call	9	10.23%
False Alarm & False Call	4	4.55%
TOTAL	88	100%

Only REVIEWED and/or LOCKED IMPORTED incidents are included. Summary results for a major incident type are not displayed if the count is zero.



Detailed Breakdown by Incident Type		
INCIDENT TYPE	# INCIDENTS	% of TOTAL
111 - Building fire	2	2.27%
141 - Forest, woods or wildland fire	3	3.41%
142 - Brush or brush-and-grass mixture fire	4	4.55%
143 - Grass fire	12	13.64%
151 - Outside rubbish, trash or waste fire	1	1.14%
311 - Medical assist, assist EMS crew	6	6.82%
321 - EMS call, excluding vehicle accident with injury	30	34.09%
324 - Motor vehicle accident with no injuries.	4	4.55%
341 - Search for person on land	1	1.14%
342 - Search for person in water	2	2.27%
363 - Swift water rescue	1	1.14%
365 - Watercraft rescue	4	4.55%
550 - Public service assistance, other	1	1.14%
551 - Assist police or other governmental agency	1	1.14%
561 - Unauthorized burning	3	3.41%
611 - Dispatched & cancelled en route	6	6.82%
622 - No incident found on arrival at dispatch address	2	2.27%
651 - Smoke scare, odor of smoke	1	1.14%
710 - Malicious, mischievous false call, other	1	1.14%
714 - Central station, malicious false alarm	1	1.14%
715 - Local alarm system, malicious false alarm	1	1.14%
743 - Smoke detector activation, no fire - unintentional	1	1.14%
TOTAL INCIDENTS:	88	100%

Only REVIEWED and/or LOCKED IMPORTED incidents are included. Summary results for a major incident type are not displayed if the count is zero.



Cassie VFD/ Burnet ESD 2

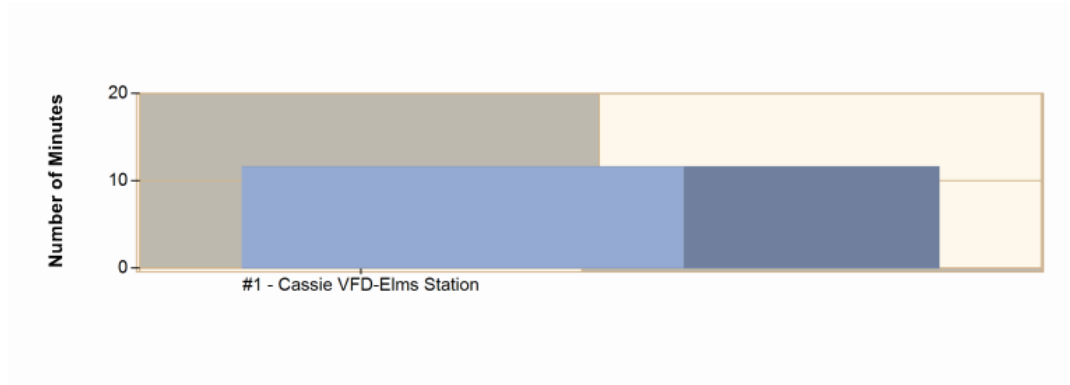
Burnet, TX

This report was generated on 7/19/2022 8:56:33 AM



Average Response Time per Station for Date Range

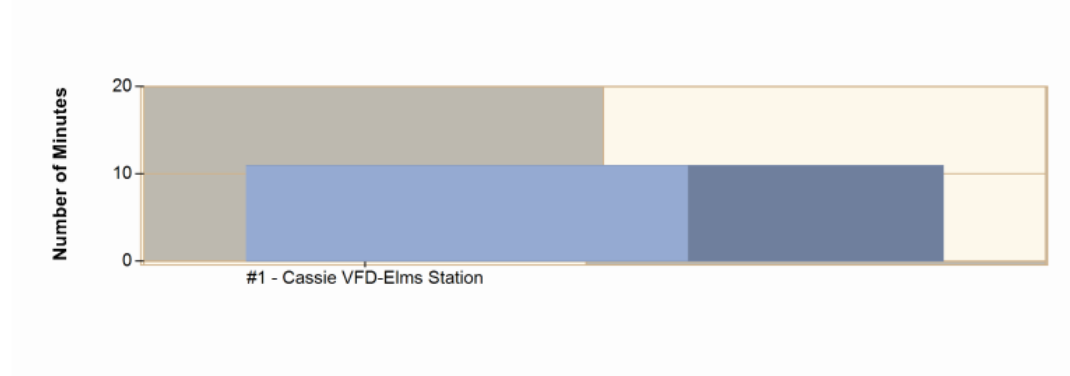
Start Date: 06/01/2022 | End Date: 06/30/2022



STATION	AVERAGE RESPONSE MM:SS (Dispatch to Arrived)
#1 - Cassie VFD-Elms Station	11:39

Average Response Time per Station for Date Range

Start Date: 01/01/2022 | End Date: 06/30/2022



STATION	AVERAGE RESPONSE MM:SS (Dispatch to Arrived)
#1 - Cassie VFD-Elms Station	10:59

AVERAGE RESPONSE TIME calculated from the average time difference between DISPATCH and ARRIVED times on Basic Info 4. Only REVIEWED incidents included.



emergencyreporting.com
Doc Id: 56
Page # 1 of 1

Cassie VFD/ Burnet ESD 2

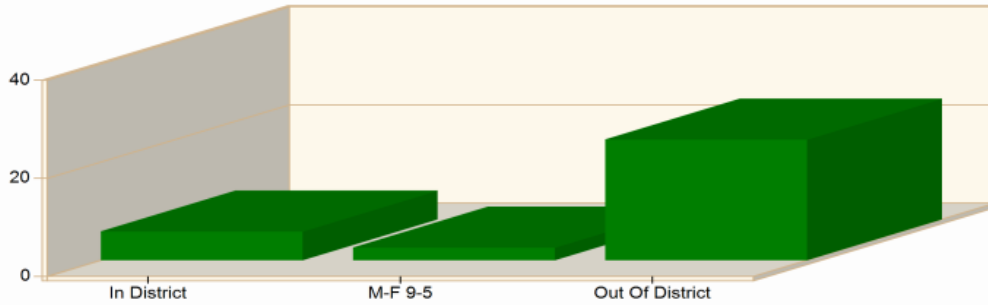
Burnet, TX

This report was generated on 7/19/2022 8:57:00 AM



Incident Average Response Time per Shift for Date Range

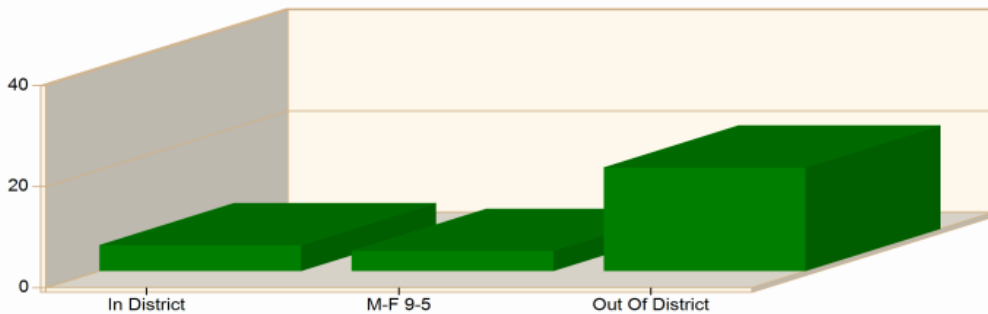
Start Date: 06/01/2022 | End Date: 06/30/2022



SHIFT	AVERAGE RESPONSE TIME (min) (Dispatch to Arrived)	CALLS
In District	5.84	11
M-F 9-5	2.55	1
Out Of District	24.58	4
Total Number of Calls:		16

Incident Average Response Time per Shift for Date Range

Start Date: 01/01/2022 | End Date: 06/30/2022



SHIFT	AVERAGE RESPONSE TIME (min) (Dispatch to Arrived)	CALLS
In District	5.09	40
M-F 9-5	3.95	20
Out Of District	20.45	25
Total Number of Calls:		85

Incident Average Response Time calculated from Dispatch to first arriving unit apparatus Arrived time. Only Reviewed incidents are included. Incidents that are Cancelled with no apparatus actually arriving are not part of the incident count.



Cassie VFD/ Burnet ESD 2

Burnet, TX

This report was generated on 7/19/2022 8:57:33 AM



Personnel Count per Incident for Date Range

Start Date: 06/01/2022 | End Date: 06/30/2022

INCIDENT NUMBER	DATE	INCIDENT TYPE	FDID	NUMBER OF PEOPLE		
				ON APPARATUS	NOT ON APPARATUS	TOTAL
2022-2200071	6/1/2022 07:11:16	365 - Watercraft rescue	BP208	1	0	1
2022-2200072	6/5/2022 12:20:05	611 - Dispatched & cancelled en route	BP208	1	3	4
2022-2200073	6/5/2022 15:05:30	143 - Grass fire	BP208	3	1	4
2022-2200074	6/6/2022 17:21:27	311 - Medical assist, assist EMS crew	BP208	6	0	6
2022-2200075	6/7/2022 19:49:03	311 - Medical assist, assist EMS crew	BP208	4	1	5
2022-2200076	6/7/2022 20:32:28	311 - Medical assist, assist EMS crew	BP208	4	0	4
2022-2200077	6/9/2022 02:40:24	715 - Local alarm system, malicious false alarm	BP208	2	1	3
2022-2200078	6/13/2022 12:25:38	710 - Malicious, mischievous false call, other	BP208	3	1	4
2022-2200079	6/16/2022 14:50:40	321 - EMS call, excluding vehicle accident with injury	BP208	3	1	4
2022-2200080	6/17/2022 09:25:47	611 - Dispatched & cancelled en route	BP208	1	1	2
2022-2200081	6/18/2022 12:56:13	321 - EMS call, excluding vehicle accident with injury	BP208	6	2	8
2022-2200082	6/19/2022 14:18:39	324 - Motor vehicle accident with no injuries.	BP208	4	2	6
2022-2200083	6/20/2022 16:03:02	143 - Grass fire	BP208	3	2	5
2022-2200084	6/26/2022 11:20:35	321 - EMS call, excluding vehicle accident with injury	BP208	4	0	4
2022-2200085	6/28/2022 02:15:12	321 - EMS call, excluding vehicle accident with injury	BP208	4	4	8
2022-2200086	6/27/2022 23:19:50	363 - Swift water rescue	BP208	4	2	6
2022-2200087	6/29/2022 17:41:28	321 - EMS call, excluding vehicle accident with injury	BP208	4	1	5
2022-2200088	6/29/2022 19:16:14	321 - EMS call, excluding vehicle accident with injury	BP208	4	0	4

TOTAL # OF INCIDENTS: 18 AVERAGES: 3.4 1.2 4.6

Personnel Count per Incident for Date Range

Start Date: 01/01/2022 | End Date: 06/30/2022

TOTAL # OF INCIDENTS: 88 AVERAGES: 3.8 1.3 5.1

Only REVIEWED incidents included



Cassie VFD/ Burnet ESD 2

Burnet, TX

This report was generated on 7/19/2022 8:58:06 AM



Incidents per Zone for Date Range

Start Date: 06/01/2022 | End Date: 06/30/2022

INCIDENT NUMBER	INCIDENT TYPE	DATE	LOCATION	APPARATUS
ZONE: 27 - OOD-ELBVFD				
2022-2200071	365 - Watercraft rescue	06/01/2022	1802 silver creek DR	C-60
Total # Incidents for 27:				1
ZONE: 31 - OOD- Oakalla VFD				
2022-2200086	363 - Swift water rescue	06/27/2022	4805 CR 207	C-60,RB-30
Total # Incidents for 31:				1
ZONE: 37 - OODOC- Llano County Buchanan Dam VFD				
2022-2200072	611 - Dispatched & cancelled en route	06/05/2022	815 Buchanan Plant RD	4490
Total # Incidents for 37:				1
ZONE: 42 - OOD- Bertram VFD				
2022-2200083	143 - Grass fire	06/20/2022	200 Misty Woods	B-51,T-40
Total # Incidents for 42:				1
ZONE: 46 - OODOC- ROUND MOUNTAIN VFD				
2022-2200073	143 - Grass fire	06/05/2022	1516 Lincoln Smith RD	B-50,T-40
Total # Incidents for 46:				1
TOTAL # INCIDENTS:				5

Only REVIEWED incidents included. Archived Zones cannot be unarchived.



emergencyreporting.com
Doc Id: 380
Page # 1 of 2

Cassie VFD/ Burnet ESD 2

Burnet, TX

This report was generated on 7/19/2022 8:57:45 AM

Incidents per Zone for Date Range

Start Date: 01/01/2022 | End Date: 06/30/2022



INCIDENT NUMBER	INCIDENT TYPE	DATE	LOCATION	APPARATUS
ZONE: 27 - OOD-ELBVFD				
2022-2200031	324 - Motor vehicle accident with no injuries.	03/10/2022	5400 RR 2341	B-51,C-60,E-20
2022-2200033	111 - Building fire	03/17/2022	1009 CR 133	B-50,E-21,T-40
2022-2200034	143 - Grass fire	03/19/2022	RR 2341	B-50,B-51,T-40
2022-2200071	365 - Watercraft rescue	06/01/2022	1802 silver creek DR	C-60
Total # Incidents for 27:				4
ZONE: 28 - OOD- Burnet VFD				
2022-2200008	143 - Grass fire	01/14/2022	2009 Carpenter LOOP	B-50,T-40
2022-2200023	143 - Grass fire	02/13/2022	6100 FM 1478	B-50,C-60,T-40
2022-2200024	611 - Dispatched & cancelled en route	02/14/2022	301 CEDAR BREAK LN	B-50
2022-2200030	622 - No incident found on arrival at dispatch address	02/28/2022	117 LAKEVIEW DR	B-50
2022-2200046	341 - Search for person on land	04/12/2022	6757 CR 200	B-51,UTV31
2022-2200057	142 - Brush or brush-and-grass mixture fire	05/07/2022	712 CR 107A	T-40
2022-2200068	141 - Forest, woods or wildland fire	05/29/2022	4115 PR 4 S	B-50,E-21
Total # Incidents for 28:				7
ZONE: 29 - OOD- CI Burnet FD				
2022-2200027	143 - Grass fire	02/22/2022	1527 CR 330	B-51,T-40
2022-2200040	142 - Brush or brush-and-grass mixture fire	03/25/2022	W Sh 29	B-50,B-51
2022-2200041	142 - Brush or brush-and-grass mixture fire	03/26/2022	1645 CR 250	B-51,T-40
2022-2200048	142 - Brush or brush-and-grass mixture fire	04/15/2022	2201 CR 340	B-51,T-40
Total # Incidents for 29:				4
ZONE: 30 - OOD- Hoover Valley VFD				
2022-2200001	611 - Dispatched & cancelled en route	01/03/2022	602 CR 118B	C-60
2022-2200026	611 - Dispatched & cancelled en route	02/19/2022	1405 cr 118	4490
2022-2200032	342 - Search for person in water	03/17/2022	3630 PR 4 W	C-60,RB-30
Total # Incidents for 30:				3
ZONE: 31 - OOD- Oakalla VFD				
2022-2200037	141 - Forest, woods or wildland fire	03/24/2022	305 CR 224	B-50,C-60,T-40
2022-2200086	363 - Swift water rescue	06/27/2022	4805 CR 207	C-60,RB-30
Total # Incidents for 31:				2
ZONE: 37 - OODOC- Llano County Buchanan Dam VFD				
2022-2200072	611 - Dispatched & cancelled en route	06/05/2022	815 Buchanan Plant RD	4490
Total # Incidents for 37:				1

Only REVIEWED incidents included. Archived Zones cannot be unarchived.



emergencyreporting.com
Doc Id: 380
Page # 4 of 5

INCIDENT NUMBER	INCIDENT TYPE	DATE	LOCATION	APPARATUS
ZONE: 42 - OOD- Bertram VFd				
2022-2200029	143 - Grass fire	02/27/2022	7221 CR 200	B-50,T-40
2022-2200038	143 - Grass fire	03/25/2022	555 CR 210B	B-50,T-40
2022-2200039	143 - Grass fire	03/25/2022	FM 963	B-51,T-40
2022-2200083	143 - Grass fire	06/20/2022	200 Misty Woods	B-51,T-40
Total # Incidents for 42:				4
ZONE: 44 - OOCOOD- LLANO VFD				
2022-2200061	141 - Forest, woods or wildland fire	05/17/2022	6500 E SH 71	B-51,T-40
Total # Incidents for 44:				1
ZONE: 46 - OODOC- ROUND MOUNTAIN VFD				
2022-2200073	143 - Grass fire	06/05/2022	1516 Lincoln Smith RD	B-50,T-40
Total # Incidents for 46:				1
TOTAL # INCIDENTS:			27	

Only REVIEWED incidents included. Archived Zones cannot be unarchived.

5:14 PM
07/13/22
Cash Basis

**Cassie Volunteer Fire Department
Balance Sheet
As of June 30, 2022**

	Jun 30, 22
ASSETS	
Current Assets	
Checking/Savings	
1010 · CASSIE VFD-ESD2	15,155.59
Total Checking/Savings	15,155.59
Total Current Assets	15,155.59
Fixed Assets	
1410 · Land	13,820.69
1420 · Furniture & Fixtures	18,123.07
1430 · Vehicles & Equipment	1,135,402.39
1440 · EMS Equipment	5,037.56
1450 · Communication Equipment	103,956.55
1460 · Buildings	111,750.42
1510 · Accumulated Depreciation	-971,645.11
Total Fixed Assets	416,445.57
Other Assets	
1090 · Transfers (In/Out)	70,000.00
Total Other Assets	70,000.00
TOTAL ASSETS	501,601.16
LIABILITIES & EQUITY	
Liabilities	
Current Liabilities	
Other Current Liabilities	
2010 · Employer & Emp. Payroll Tax	1,570.99
Total Other Current Liabilities	1,570.99
Total Current Liabilities	1,570.99
Total Liabilities	1,570.99
Equity	
3010 · Unrestricted Net Assets-Ret.Ern	497,396.13
Net Income	2,634.04
Total Equity	500,030.17
TOTAL LIABILITIES & EQUITY	501,601.16

5:30 PM
 07/13/22
 Cash Basis

**Cassie Volunteer Fire Department
 Profit & Loss Budget vs. Actual
 October 2021 through June 2022**

	Oct '21 - Jun 22	Budget	\$ Over Budget
Income			
4000 · Income			
4005 · ESD payments	139,368.75	185,824.75	-46,456.00
4040 · FD Reimbursement	600.00		
4095 · ESD Pymts-Capital Expenditures	87,927.60		
Total 4000 · Income	<u>227,896.35</u>	<u>185,824.75</u>	<u>42,071.60</u>
Total Income	227,896.35	185,824.75	42,071.60
Expense			
5000 · ADMINISTRATIVE			
5005 · Accounting	1,135.00	1,500.00	-365.00
5010 · Legal Services	0.00	100.00	-100.00
5015 · Meetings	205.10	300.00	-94.90
5020 · Office Equipment/Maint.	1,018.96	258.00	760.96
5025 · Office Supplies	477.38	1,000.00	-522.62
5030 · Printer Supplies	0.00	300.00	-300.00
5035 · Shipping/Postage/PO Box Rental	58.00	150.00	-92.00
5040 · Subscrptn/Dues/Membrshp/RecMgmt	4,278.18	5,000.00	-721.82
5042 · Record Mgmt Systems-ER,PC,CAD	3,309.00	4,000.00	-691.00
5045 · Travel Allowance	0.00	100.00	-100.00
5050 · Uniforms (Caps and Shirts)	0.00	4,000.00	-4,000.00
5055 · Printing Services	0.00	100.00	-100.00
5060 · Banking/SftyDepBox/Chks/BkgdCks	125.62	100.00	25.62
5070 · Replen Petty Cash/Toll Charges	0.00	350.00	-350.00
5076 · RECRUITMENT & RETENTION	4,861.29	10,200.00	-5,338.71
Total 5000 · ADMINISTRATIVE	<u>15,468.53</u>	<u>27,458.00</u>	<u>-11,989.47</u>
5200 · PAID POSITION			
5205 · Base Salary	41,153.80	53,500.00	-12,346.20
5215 · CVFD SS & Medicare Tax Match	3,148.20	4,092.75	-944.55
Total 5200 · PAID POSITION	<u>44,302.00</u>	<u>57,592.75</u>	<u>-13,290.75</u>
5300 · BUILDING AND GROUNDS			
5305 · Botanical Supplies	0.00	50.00	-50.00
5310 · Janitorial Supplies	138.56	200.00	-61.44
5320 · Repairs and Maintenance	1,069.18	3,000.00	-1,930.82
5325 · Furn&YardEquip Repl/Rep/New	717.96	1,000.00	-282.04
5330 · Electrical Service	2,385.64	3,750.00	-1,364.36
5335 · Telephone Service	2,613.20	4,600.00	-1,986.80
Total 5300 · BUILDING AND GROUNDS	<u>6,924.54</u>	<u>12,600.00</u>	<u>-5,675.46</u>
5600 · COMMUNICATIONS			
5605 · Batteries, Clips, Acc.	34.20	500.00	-465.80
5615 · Non-Warranty Repair	0.00	300.00	-300.00
5620 · Digital Radio and Pagers	0.00	500.00	-500.00
Total 5600 · COMMUNICATIONS	<u>34.20</u>	<u>1,300.00</u>	<u>-1,265.80</u>
6600 · INSURANCE			
6605 · Building and Property	2,835.00	4,500.00	-1,665.00
6610 · Vehicle	6,329.00	9,600.00	-3,271.00
6615 · Personnel Coverage	11,099.00	12,240.00	-1,141.00
Total 6600 · INSURANCE	<u>20,263.00</u>	<u>26,340.00</u>	<u>-6,077.00</u>
7000 · OPERATIONS			
7007 · CAD-Computer Aided Dispatch	130.00	4,700.00	-4,570.00
7010 · Fuel-Vehicle and Equipment	0.00	250.00	-250.00
7012 · Fuelman-Vehicles & Equipment	6,350.55	4,530.00	1,820.55
7015 · Equipment Maint/Repr-Vendor	0.00	500.00	-500.00
7020 · Fire Extinguisher Test/Repr	284.15	300.00	-15.85
7025 · Fire Suppressant Supplies	0.00	5,000.00	-5,000.00
7030 · First Responder Supplies	3,302.85	3,300.00	2.85
7035 · Ladder, Pump & Hose Testing	1,399.70	3,000.00	-1,600.30
7040 · Minor Tools	0.00	150.00	-150.00
7045 · Veh/Epmt Lights-Decals-Safety	675.16	100.00	575.16

5:30 PM
 07/13/22
 Cash Basis

**Cassie Volunteer Fire Department
 Profit & Loss Budget vs. Actual
 October 2021 through June 2022**

	Oct '21 - Jun 22	Budget	\$ Over Budget
7050 · Personal Protect Equip-PPE	419.36	4,000.00	-3,580.64
7055 · PPE Testing/Cleaning/Repair	0.00	500.00	-500.00
7057 · Operations - Radio Service Fee	4,722.36	0.00	4,722.36
7060 · Rehabilitation Supplies	816.22	500.00	316.22
7065 · Rescue Equipment Maint/Repr	35.98	250.00	-214.02
7070 · SCBA Testing/Hydro/FaceMsk/Pack	340.08	2,000.00	-1,659.92
7072 · SCBA MAINTENANCE & REPAIR	186.09	500.00	-313.91
7075 · State Veh Safety Inspec&Regist	62.00	150.00	-88.00
7080 · Vehicle Maintenance/Repair	2,021.79	1,500.00	521.79
7085 · Vehicle Maint/Repr(Vendor)	13,739.81	7,000.00	6,739.81
7090 · Equipmt Replmt(Fire Fightg)	18.00	1,750.00	-1,732.00
7095 · Fire Fighting Equipmt - NEW	0.00	2,500.00	-2,500.00
7100 · Rescue Equipment - NEW	0.00	1,000.00	-1,000.00
7105 · Rescue Equipment - REPLMNT	0.00	200.00	-200.00
Total 7000 · OPERATIONS	34,504.10	43,680.00	-9,175.90
8000 · TRAINING			
8005 · AED, CPR, First Aid	99.96	454.00	-354.04
8020 · Training -VENDOR	5,297.22	8,000.00	-2,702.78
8022 · Training-Certification&Testing	382.91	1,000.00	-617.09
8025 · Per Diem Travel/Lodging	2,387.88	5,000.00	-2,612.12
8030 · Wildland	0.00	500.00	-500.00
8035 · Educational Supplies	1,125.37	600.00	525.37
Total 8000 · TRAINING	9,293.34	15,554.00	-6,260.66
9000 · PUBLIC RELATIONS			
9005 · Educational Supplies	0.00	100.00	-100.00
9010 · Public Eductn/Relatn/Apprtn	0.00	500.00	-500.00
9015 · Shipping and Postage	0.00	100.00	-100.00
9020 · Printing	0.00	100.00	-100.00
9025 · Recognition/Thank You	0.00	500.00	-500.00
Total 9000 · PUBLIC RELATIONS	0.00	1,300.00	-1,300.00
9500 · CAPITAL EXPENDITURES			
9522 · Tires for E1-4420 (6)	0.00	5,000.00	-5,000.00
9527 · 5" LG Diameter Hose (10)	6,545.00	6,500.00	45.00
9528 · Turbo Draft	0.00	5,000.00	-5,000.00
9529 · 5" Intake Valve (4)	0.00	5,000.00	-5,000.00
9551 · Scrape,Prep,Paint Fire Station	0.00	9,300.00	-9,300.00
9590 · SCBA's-PACKS & MASKS	87,927.60	125,000.00	-37,072.40
Total 9500 · CAPITAL EXPENDITURES	94,472.60	155,800.00	-61,327.40
Total Expense	225,262.31	341,624.75	-116,362.44
Net Income	2,634.04	-155,800.00	158,434.04

5:33 PM
 07/13/22
 Cash Basis

Cassie Volunteer Fire Department
Profit & Loss by Class
 October 2021 through June 2022

	ESD	ESDC	FD	FDE	TOTAL
Income					
4000 · Income					
4005 · ESD payments	91,696.65	0.00	0.00	47,672.10	139,368.75
4040 · FD Reimbursement	0.00	0.00	600.00	0.00	600.00
4095 · ESD Pymts-Capital Expenditures	0.00	87,927.60	0.00	0.00	87,927.60
Total 4000 · Income	91,696.65	87,927.60	600.00	47,672.10	227,896.35
Total Income	91,696.65	87,927.60	600.00	47,672.10	227,896.35
Expense					
5000 · ADMINISTRATIVE					
5005 · Accounting	250.00	0.00	100.00	785.00	1,135.00
5015 · Meetings	205.10	0.00	0.00	0.00	205.10
5020 · Office Equipment/Maint.	1,018.96	0.00	0.00	0.00	1,018.96
5025 · Office Supplies	477.38	0.00	0.00	0.00	477.38
5035 · Shipping/Postage/PO Box Rental	58.00	0.00	0.00	0.00	58.00
5040 · Subscrptn/Dues/Membrshp/RecMgmt	4,278.18	0.00	0.00	0.00	4,278.18
5042 · Record Mgmt Systems-ER,PC,CAD	3,309.00	0.00	0.00	0.00	3,309.00
5060 · Banking/SftyDepBox/Chks/BkgdCks	125.62	0.00	0.00	0.00	125.62
5076 · RECRUITMENT & RETENTION	4,861.29	0.00	0.00	0.00	4,861.29
Total 5000 · ADMINISTRATIVE	14,583.53	0.00	100.00	785.00	15,468.53
5200 · PAID POSITION					
5205 · Base Salary	0.00	0.00	0.00	41,153.80	41,153.80
5215 · CVFD SS & Medicare Tax Match	0.00	0.00	0.00	3,148.20	3,148.20
Total 5200 · PAID POSITION	0.00	0.00	0.00	44,302.00	44,302.00
5300 · BUILDING AND GROUNDS					
5310 · Janitorial Supplies	138.56	0.00	0.00	0.00	138.56
5320 · Repairs and Maintenance	1,069.18	0.00	0.00	0.00	1,069.18
5325 · Furn&YardEquip Repl/Rep/New	799.99	0.00	-82.03	0.00	717.96
5330 · Electrical Service	2,385.64	0.00	0.00	0.00	2,385.64
5335 · Telephone Service	2,613.20	0.00	0.00	0.00	2,613.20
Total 5300 · BUILDING AND GROUNDS	7,006.57	0.00	-82.03	0.00	6,924.54
5600 · COMMUNICATIONS					
5605 · Batteries, Clips, Acc.	34.20	0.00	0.00	0.00	34.20
Total 5600 · COMMUNICATIONS	34.20	0.00	0.00	0.00	34.20
6600 · INSURANCE					
6605 · Building and Property	2,835.00	0.00	0.00	0.00	2,835.00
6610 · Vehicle	6,329.00	0.00	0.00	0.00	6,329.00
6615 · Personnel Coverage	11,099.00	0.00	0.00	0.00	11,099.00
Total 6600 · INSURANCE	20,263.00	0.00	0.00	0.00	20,263.00
7000 · OPERATIONS					
7007 · CAD-Computer Aided Dispatch	130.00	0.00	0.00	0.00	130.00
7012 · Fuelman-Vehicles & Equipment	6,350.55	0.00	0.00	0.00	6,350.55
7020 · Fire Extinguisher Test/Repr	284.15	0.00	0.00	0.00	284.15
7030 · First Responder Supplies	3,302.85	0.00	0.00	0.00	3,302.85
7035 · Ladder, Pump & Hose Testing	1,399.70	0.00	0.00	0.00	1,399.70
7045 · Veh/Epmt Lights-Decals-Safety	675.16	0.00	0.00	0.00	675.16
7050 · Personal Protect Equip-PPE	419.36	0.00	0.00	0.00	419.36
7057 · Operations - Radio Service Fee	4,722.36	0.00	0.00	0.00	4,722.36
7060 · Rehabilitation Supplies	783.17	0.00	33.05	0.00	816.22
7065 · Rescue Equipment Maint/Repr	35.98	0.00	0.00	0.00	35.98
7070 · SCBA Testing/Hydro/FaceMsk/Pack	340.08	0.00	0.00	0.00	340.08
7072 · SCBA MAINTENANCE & REPAIR	186.09	0.00	0.00	0.00	186.09
7075 · State Veh Safety Inspec&Regist	62.00	0.00	0.00	0.00	62.00
7080 · Vehicle Maintenance/Repair	2,021.79	0.00	0.00	0.00	2,021.79
7085 · Vehicle Maint/Repr(Vendor)	13,739.81	0.00	0.00	0.00	13,739.81
7090 · Equipmt Replmt(Fire Fightg)	18.00	0.00	0.00	0.00	18.00
Total 7000 · OPERATIONS	34,471.05	0.00	33.05	0.00	34,504.10

5:33 PM
 07/13/22
 Cash Basis

Cassie Volunteer Fire Department
Profit & Loss by Class
 October 2021 through June 2022

	<u>ESD</u>	<u>ESDC</u>	<u>FD</u>	<u>FDE</u>	<u>TOTAL</u>
8000 · TRAINING					
8005 · AED, CPR, First Aid	99.96	0.00	0.00	0.00	99.96
8020 · Training -VENDOR	5,297.22	0.00	0.00	0.00	5,297.22
8022 · Training-Certification&Testing	382.91	0.00	0.00	0.00	382.91
8025 · Per Diem Travel/Lodging	2,387.88	0.00	0.00	0.00	2,387.88
8035 · Educational Supplies	1,125.37	0.00	0.00	0.00	1,125.37
Total 8000 · TRAINING	9,293.34	0.00	0.00	0.00	9,293.34
9500 · CAPITAL EXPENDITURES					
9527 · 5" LG Diameter Hose (10)	0.00	6,545.00	0.00	0.00	6,545.00
9590 · SCBA's-PACKS & MASKS	0.00	87,927.60	0.00	0.00	87,927.60
Total 9500 · CAPITAL EXPENDITURES	0.00	94,472.60	0.00	0.00	94,472.60
Total Expense	85,651.69	94,472.60	51.02	45,087.00	225,262.31
Net Income	<u>6,044.96</u>	<u>-6,545.00</u>	<u>548.98</u>	<u>2,585.10</u>	<u>2,634.04</u>

5:19 PM

07/13/22

Accrual Basis

**Cassie Volunteer Fire Department
Profit & Loss Detail
June 2022**

Date	Name	Memo	Class	Amount
Income				
Expense				
5000 · ADMINISTRATIVE				
5025 · Office Supplies				
06/17/2022	Chase Card Servi...	Apple-cloud storage for reports-no receipt	ESD	0.99
Total 5025 · Office Supplies				0.99
5040 · Subscrptn/Dues/Membrshp/RecMgmt				
06/17/2022	Chase Card Servi...	YMCA-June membership for D. Shields-senior single	ESD	32.00
06/17/2022	Chase Card Servi...	YMCA-June membership for Herwig-senior couple	ESD	42.00
06/17/2022	Chase Card Servi...	YMCA-June membership for Lee-senior couple	ESD	42.00
06/17/2022	Chase Card Servi...	YMCA-June membership for Sanchez-couple	ESD	52.00
06/17/2022	Chase Card Servi...	YMCA-June membership for Curtis-family	ESD	61.00
06/17/2022	Chase Card Servi...	YMCA-June membership for Kelley-family	ESD	61.00
Total 5040 · Subscrptn/Dues/Membrshp/RecMgmt				290.00
5060 · Banking/SftyDepBox/Chks/BkgdCks				
06/23/2022	Whit-Co	Auto Debit from Whit-Co for new check book binder-old o...	ESD	26.69
06/23/2022	Whit-Co	Auto Debit for reorder of 300 checks for Fire Dept Acct#6...	ESD	78.93
Total 5060 · Banking/SftyDepBox/Chks/BkgdCks				105.62
Total 5000 · ADMINISTRATIVE				396.61
5200 · PAID POSITION				
5205 · Base Salary				
06/16/2022	Derrick R Curtis	Salary-Payroll for period beginning 6-6-22 and ending 6-1...	FDE	2,057.69
06/27/2022	Derrick R Curtis	Salary-Payroll for period beginning 6-20-22 and ending 7-...	FDE	2,057.69
Total 5205 · Base Salary				4,115.38
5215 · CVFD SS & Medicare Tax Match				
06/16/2022	Derrick R Curtis	Payroll for period beginning 6-6-22 and ending 6-17-22	FDE	157.41
06/27/2022	Derrick R Curtis	Payroll for period beginning 6-20-22 and ending 7-1-22-w...	FDE	157.41
Total 5215 · CVFD SS & Medicare Tax Match				314.82
Total 5200 · PAID POSITION				4,430.20
5300 · BUILDING AND GROUNDS				
5320 · Repairs and Maintenance				
06/02/2022	HomeSmart	Inv#15486-upgraded cellular communicator on the securi...	ESD	204.99
06/17/2022	Chase Card Servi...	AMZN-heavy duty garage storage hooks pack of 12	ESD	26.99
06/17/2022	Chase Card Servi...	Amzn-1-Texas Flag and 1-American Flag to replace worn...	ESD	41.40
06/20/2022	Circle S Pest Co...	SR#76783-Quarterly pest control treatment	ESD	82.50
Total 5320 · Repairs and Maintenance				355.88
5330 · Electrical Service				
06/15/2022	PEC	Acct#3000098825-monthly statement for period 4-22-22-...	ESD	243.81
Total 5330 · Electrical Service				243.81
5335 · Telephone Service				
06/17/2022	Chase Card Servi...	VZwrlss-phone and internet for period 4-11-22--5-10-22	ESD	326.51
Total 5335 · Telephone Service				326.51
Total 5300 · BUILDING AND GROUNDS				926.20
7000 · OPERATIONS				
7012 · Fuelman-Vehicles & Equipment				
06/17/2022	Fuelman	5-6-22-4460-regular and EMS calls-1of2-pump shut off-h...	ESD	38.70
06/17/2022	Fuelman	5-6-22-4460-regular and EMS calls-2of2-completed filling...	ESD	41.13
06/17/2022	Fuelman	5-12-22-4460-regular and EMS calls	ESD	71.44
06/17/2022	Fuelman	5-18-22-4460-regular and EMS calls	ESD	67.90
06/17/2022	Fuelman	5-28-22-4460-regular and EMS calls	ESD	80.36
06/17/2022	Fuelman	5-24-22-Pump 4450-regular fill up	ESD	19.14
06/17/2022	Fuelman	5-17-22-Pump 4451-MA-Llano-Hwy 71 fire-22-00061	ESD	6.10
06/17/2022	Fuelman	5-24-22-Pump4451-Pocky Point fire and regular	ESD	31.63

5:19 PM

07/13/22

Accrual Basis

**Cassie Volunteer Fire Department
Profit & Loss Detail
June 2022**

Date	Name	Memo	Class	Amount
06/17/2022	Fuelman	5-3-22-4420-regular fill-up	ESD	71.71
06/17/2022	Fuelman	5-31-22-4420-regular fill-up	ESD	67.82
06/17/2022	Fuelman	5-29-22-4421-no receipt printed-MA Burnet VFD-#22-000...	ESD	72.92
06/17/2022	Fuelman	5-7-22-4440-MA Burnet VFD fire 22-00057	ESD	122.58
06/17/2022	Fuelman	5-18-22-4440-MA Llano 71 fire #22-00061	ESD	73.51
06/17/2022	Fuelman	5-10-22-4450-regular and 2 EMS calls	ESD	81.32
06/17/2022	Fuelman	5-29-22-4450-MA Burnet VFD #22-00068	ESD	66.73
06/17/2022	Fuelman	5-17-22-4451-MA Llano fire #22-00061	ESD	61.26
06/17/2022	Fuelman	5-19-22-4451-no receipt printed-Rocky Point Fire	ESD	25.43
06/17/2022	Fuelman	5-24-22-4451-RPR landing zone and BV EMS call and re...	ESD	37.77
Total 7012 · Fuelman-Vehicles & Equipment				1,037.45
7030 · First Responder Supplies				
06/17/2022	Chase Card Servi...	Harken-patient packaging strapping system for stokes ba...	ESD	240.49
Total 7030 · First Responder Supplies				240.49
7060 · Rehabilitation Supplies				
06/17/2022	Chase Card Servi...	Amzn-2-heavy-duty coolers for one for E20 one for and E...	ESD	299.90
Total 7060 · Rehabilitation Supplies				299.90
7065 · Rescue Equipment Maint/Repr				
06/17/2022	Chase Card Servi...	Amzn-data cable and tablet holder mount for donated Dr...	ESD	35.98
Total 7065 · Rescue Equipment Maint/Repr				35.98
7072 · SCBA MAINTENANCE & REPAIR				
06/17/2022	Chase Card Servi...	Max-Air-one container of lube for the SCBA Cascade sys...	ESD	19.55
Total 7072 · SCBA MAINTENANCE & REPAIR				19.55
7075 · State Veh Safety Inspec&Regist				
06/17/2022	Chase Card Servi...	Register FAA-registration for donated Drone	ESD	10.00
06/24/2022	Burnet County Ta...	Registrations for Big Rehab Trailer, T40-#4440, Boat Trai...	ESD	30.00
Total 7075 · State Veh Safety Inspec&Regist				40.00
7080 · Vehicle Maintenance/Repair				
06/17/2022	Chase Card Servi...	AMZN-Heavy-duty transom saver for boat motor	ESD	55.75
06/17/2022	Chase Card Servi...	AMZN-boat trailer guide on post pipe guide light set	ESD	74.26
06/17/2022	Chase Card Servi...	Amzn-2-batteries for donated Drone	ESD	219.96
06/17/2022	Chase Card Servi...	Everyday Auto Parts-side mirror for B50 broken on a fire ...	ESD	42.52
06/17/2022	Chase Card Servi...	NAPA-fuses and spark plugs for 4460	ESD	40.75
06/17/2022	Chase Card Servi...	Buchanan General Store-paint for Tender damaged in fire	ESD	6.30
Total 7080 · Vehicle Maintenance/Repair				439.54
7085 · Vehicle Maint/Repr(Vendor)				
06/02/2022	DACO Fire Equip...	Inv#28245-T40 was taken to Fort Worth to tear down pu...	ESD	4,452.50
06/02/2022	DACO Fire Equip...	Inv#28246-E21-labor and material to replace worn suction...	ESD	2,695.94
06/17/2022	Chase Card Servi...	Quick Brakes-oil change for 4460	ESD	107.56
Total 7085 · Vehicle Maint/Repr(Vendor)				7,256.00
7090 · Equipmt Replmt(Fire Fightg)				
06/17/2022	Chase Card Servi...	Amzn-1-Drone smarphone adapter cable	ESD	18.00
Total 7090 · Equipmt Replmt(Fire Fightg)				18.00
Total 7000 · OPERATIONS				9,386.91
8000 · TRAINING				
8020 · Training -VENDOR				
06/17/2022	Chase Card Servi...	Amzn-pilot text book for donated Drone	ESD	15.31
06/17/2022	Chase Card Servi...	Paypal Pilotinsttit-Pilot license course for D. Curtis	ESD	149.00
Total 8020 · Training -VENDOR				164.31
8025 · Per Diem Travel/Lodging				
06/17/2022	Chase Card Servi...	5-19-22-Hotel Reservations-cancellation of room at Colle...	ESD	-629.60
06/17/2022	Chase Card Servi...	5-19-22-Hotel Reservations-cancellation of room at Colle...	ESD	-629.60
06/17/2022	Chase Card Servi...	5-17-22-Hotel Reservations-reservation for rooms at Coll...	ESD	1,259.20

5:19 PM

07/13/22

Accrual Basis

**Cassie Volunteer Fire Department
Profit & Loss Detail
June 2022**

Date	Name	Memo	Class	Amount
06/17/2022	Chase Card Servi...	5-17-22-WWW Reservations-reservation charge-no receipt	ESD	19.99
Total 8025 · Per Diem Travel/Lodging				19.99
Total 8000 · TRAINING				184.30
9500 · CAPITAL EXPENDITURES				
9527 · 5" LG Diameter Hose (10)				
06/16/2022	Delta Fire & Safe...	INV#-INVTX21-3422-10-100' length 5" hoses for turbo dr...	ESDC	6,545.00
Total 9527 · 5" LG Diameter Hose (10)				6,545.00
Total 9500 · CAPITAL EXPENDITURES				6,545.00
Total Expense				21,869.22
Net Income				-21,869.22

5:36 PM
07/13/22
Cash Basis

Cassie Volunteer Fire Dept. & EMS
Balance Sheet
As of June 30, 2022

	Jun 30, 22
ASSETS	
Current Assets	
Checking/Savings	
1010 · FSB of Burnet - 68007	90,833.50
Total Checking/Savings	90,833.50
Total Current Assets	90,833.50
Other Assets	
1090 · Transfers (In/Out)	-70,000.00
Total Other Assets	-70,000.00
TOTAL ASSETS	20,833.50
LIABILITIES & EQUITY	
Equity	
3010 · Unrestricted Net Assets	-95.66
Net Income	20,929.16
Total Equity	20,833.50
TOTAL LIABILITIES & EQUITY	20,833.50

5:42 PM
 07/13/22
 Cash Basis

Cassie Volunteer Fire Dept. & EMS
Profit & Loss Detail
 June 2022

Type	Date	Name	Memo	Class	Balance
Income					
4000 · INCOME					
4040 · REIMBURSEMENT					
Deposit	06/27/2022	Texas A& M Forest ...	Grant#21-22-005-Rural VFD Insurance Program-(...	FD	3,330.00
Total 4040 · REIMBURSEMENT					3,330.00
4065 · GRANT REIMBURSEMENT					
Deposit	06/27/2022	Texas A& M Forest ...	Grant#21-22-003-ASp604-Prereq-Structural FFII-...	FD	1,330.00
Total 4065 · GRANT REIMBURSEMENT					1,330.00
Total 4000 · INCOME					4,660.00
Total Income					4,660.00
Expense					0.00
Net Income					4,660.00



Request for Approval and Funding of Capital Expenditures

Cassie Volunteer Fire Department and EMS INC.
Burnet County, TX
Service Provider for Burnet County ESD #2

Staffed by Professional Volunteers Since 1977
"Guardians of Our Communities"

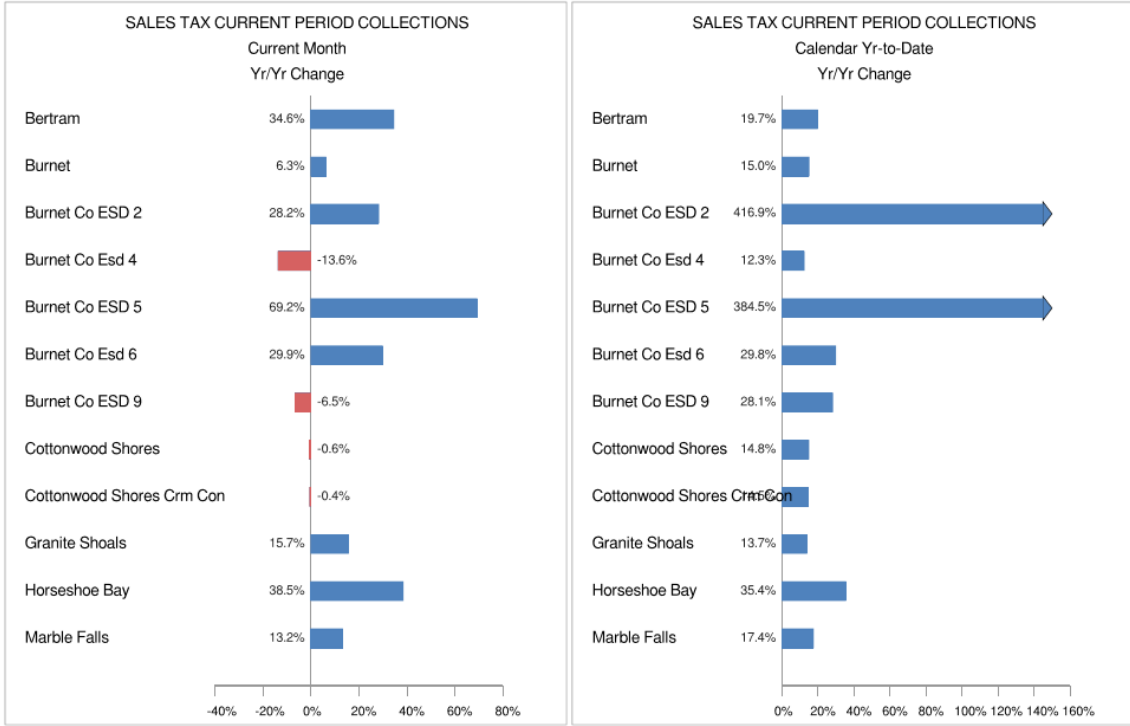


**Cassie VFD is seeking approval and funding for the following
Capital Expenditures.**

Items	Description	QTY	Amount
Tires	Goodyear Tires for E20	6	\$5000.00
Paint	Exterior station painting	1	\$6990.00

Requested amount for funding is \$11990.00

SALES TAX TREND
BURNET COUNTY
Jul-22



Data: Texas Comptroller of Public Accounts

Copyright © 2022 All Rights Reserved All Rights Reserved

Hdl Companies

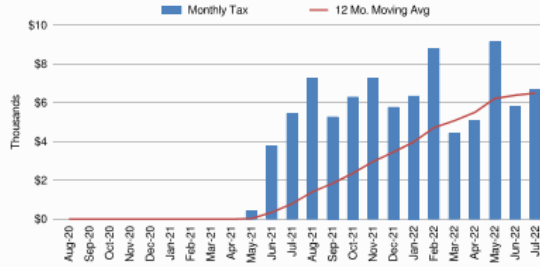
HdL Companies
SALES TAX SNAPSHOT
 Burnet Co ESD 2

Jul-22

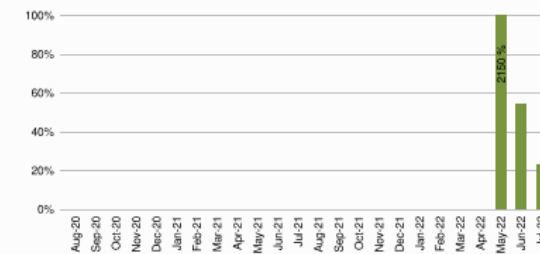
Sales Tax Net Payments

FY Mo.	FY2022	FY2023	YoY % Change
Jun	\$ 3,762	\$ 5,793	54.0%
Jul	\$ 5,431	\$ 6,675	22.9%
Aug	\$ 7,257		
Sep	\$ 5,254		
Oct	\$ 6,284		
Nov	\$ 7,245		
Dec	\$ 5,758		
Jan	\$ 6,336		
Feb	\$ 8,784		
Mar	\$ 4,411		
Apr	\$ 5,059		
May	\$ 9,132		
FYTD	\$ 9,192	\$ 12,468	35.6%
FY Total	\$ 74,714		

Sales Tax Net Payments Trend



Sales Tax Net Payments Change - YoY



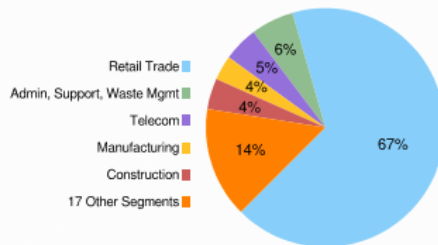
Top 10 Taxpayers

Rank	Company	FYTD Collections	% Total
1	AMAZON.COM SERVICES INC (MARKETPLACE)		
2	SMS BUCHANAN BUSINESS INC		
3	AMAZON.COM SERVICES LLC		
4	JIM EACHUS		
5	REVEILLE PEAK RANCH SOLUTIONS LLC		
6	MARK W MARDIS		
7	PEDERNALES ELECTRIC COOPERATIVE INC.		
8	REVEILLE PEAK RANCH L.L.C.		
9	APPLE INC.		
10	EBAY INC.		
Top 10 Companies		\$ 8,726	68.9%
752 Other Large Companies		\$ 3,656	28.9%
Small Companies/Other		\$ 226	1.8%
Single Local Tax Rate (SLT)		\$ 63	0.5%
Total		\$ 12,671	100.0%

Industry Segment Collections Trend - YoY % Chg

SEGMENT	Feb	Mar	Apr	May	Jun	Jul
Retail Trade	0%	0%	0%	1052.4%	19.6%	15.0%
Admin, Support, Waste Mgmt	0%	0%	0%	0%	939.1%	-50.4%
Telecom	0%	0%	0%	0%	304.7%	278.3%
Construction	0%	0%	0%	0%	28763.3%	259.3%
Manufacturing	0%	0%	0%	0%	696.8%	195.9%
All Others					98.1%	315.0%
Total Collections	0.0%	0.0%	0.0%	2125.2%	49.4%	22.5%

Sales Tax Collections by Industry Segment



© 2022 All Rights Reserved

Data Source: Texas Comptroller of Public Accounts

HdL Companies

**Burnet Co ESD 2
SALES TAX PAYMENT DETAIL**

Jul-22

Fiscal Year: Jun-May


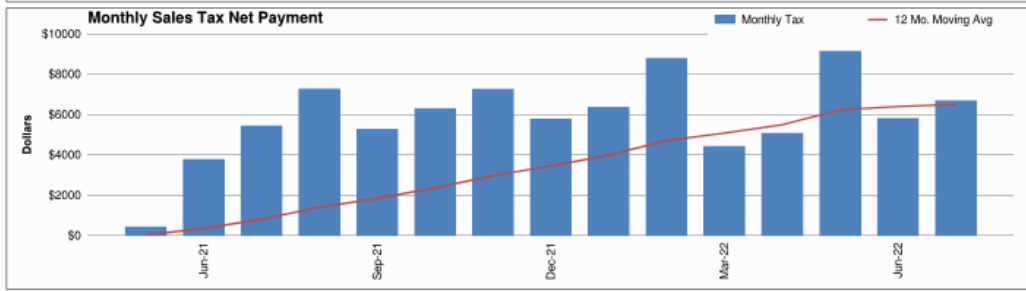
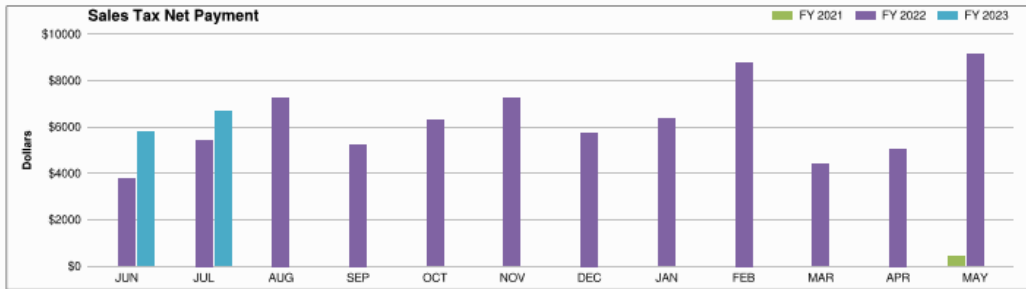
COLLECTIONS	Jul-21	Jul-22	Chg. \$ Chg. %	Prior FYTD	Current FYTD	Chg. \$ Chg. %
Current Period	4,997	6,408	1,411 28.2%	8,792	12,050	3,259 37.1%
Prior Period	524	357	(166) -31.8%	524	488	(36) -6.9%
Future Period	0	0	0 0.0%	78	0	(78) -100.0%
Audit	0	0	0 0.0%	0	0	0 0.0%
Unidentified	1	2	2 161.7%	2	6	3 161.1%
Single Local Tax Rate	53	63	10 19.2%	87	127	40 45.7%
TOTAL	5,575	6,831	1,257 22.5%	9,483	12,671	3,188 33.6%
Service Fee	(111)	(137)	(25) 22.5%	(190)	(253)	(64) 33.6%
Current Retained	(109)	(134)	(25) 22.6%	(186)	(248)	(63) 33.6%
Prior Retained	77	114	38 49.4%	85	299	214 252.0%
NET PAYMENT	5,431	6,675	1,245 22.9%	9,192	12,468	3,276 35.6%

Burnet Co ESD 2 - Sales Tax Net Payment Trend

	FISCAL YEAR				
	2019	2020	2021	2022	2023
Jun				\$ 3,762	\$ 5,793
Jul				\$ 5,431	\$ 6,675
Aug				\$ 7,257	
Sep				\$ 5,254	
Oct				\$ 6,284	
Nov				\$ 7,245	
Dec				\$ 5,758	
Jan				\$ 6,336	
Feb				\$ 8,784	
Mar				\$ 4,411	
Apr				\$ 5,059	
May			\$ 406	\$ 9,132	
YEAR	\$	\$	\$ 406	\$ 74,714	\$ 12,468

Change: FY '23/'22			
Month		Year-to-Date	
\$	%	\$	YTD %
\$ 2,031	54.0%	\$ 2,031	54.0%
\$ 1,245	22.9%	\$ 3,276	35.6%

YoY Change na na na na



**Burnet Co ESD 2
TOP 30 COMPANIES RANK and CHANGE SUMMARY
Jul-22**

Fiscal Year: Jun-May

Rank*	Company	NAICS Key	Prior Fiscal YTD Sales Tax Collections	Current Fiscal YTD Sales Tax Collections	Change \$	Change %	Current Fiscal YTD % Total Collections
1	AMAZON.COM SERVICES INC (MARKETPLACE)	9					
2	SMS BUCHANAN BUSINESS INC	9					
3	AMAZON.COM SERVICES LLC	9					
4	JIM EACHUS	9					
5	REVEILLE PEAK RANCH SOLUTIONS LLC	21					
6	MARK W MARDIS	18					
7	PEDERNALES ELECTRIC COOPERATIVE INC.	3					
8	REVEILLE PEAK RANCH L.L.C.	1					
9	APPLE INC.	5					
10	EBAY INC.	9					
TOP 10 LARGE** COMPANIES			6,756	8,726	1,969	29.1%	68.9%
11	MOW PARTNERS LLC	4					
12	NEW CINGULAR WIRELESS PCS LLC	12					
13	WASTE MANAGEMENT OF TEXAS INC.	18					
14	DISH NETWORK L.L.C.	12					
15	WAL-MART.COM USA LLC	9					
16	THE SHADE STORE LLC	9					
17	AQUA SPHERE INC.	8					
18	SAFE STEP WALK IN TUB LLC	4					
19	SIRIUS XM RADIO INC.	12					
20	TEXAS TRUCKING COMPANY INCORPORATED	10					
21	BESTBUY.COM LLC	9					
22	J BAR ENTERPRISES LLC	15					
23	VERIZON WIRELESS NETWORK PROCUREMENT LP	12					
24	BARNES & NOBLE BOOKSELLERS INC.	9					
25	RUNSIGNUP INC.	11					
26	WAL-MART.COM USA LLC (MARKETPLACE)	9					
27	QVC INC	9					
28	ETSY INC.	9					
29	TARGET CORPORATION	9					
30	MICROSOFT CORPORATION	11					
TOP 30 LARGE COMPANIES			7,543	10,247	2,705	35.9%	80.9%
TOP 100 LARGE COMPANIES			8,159	11,503	3,344	41.0%	90.8%
661 OTHER LARGE COMPANIES			630	878	248	39.4%	6.9%
SMALL COMPANIES & OTHER			659	226	(433)	-65.7%	1.8%
SINGLE LOCAL TAX RATE COLLECTIONS (SLT)			34	63	29	84.5%	0.5%
TOTAL COLLECTIONS			9,483	12,671	3,188	33.6%	100.0%
STATE COMPTROLLER FEES			291	203	(88)	-30.1%	1.6%
NET PAYMENTS			9,192	12,468	3,276	35.6%	98.4%

* Ranked by Total of Last Fiscal Year + Current Fiscal YTD
 ** Businesses whose detailed sales tax data is available