



BURNET COUNTY EMERGENCY SERVICES DISTRICT NO. 2  
P.O. Box 249  
Buchanan Dam, Texas 78609-0249

**Minutes (Official) – June 14, 2023**

**1. (AI)<sup>1</sup> Call meeting to order.**

*(AD)<sup>2</sup>At 10:00 a.m., June 14, 2023 the Regular Meeting for the Board of Emergency Service Commissioners of Burnet County Emergency Services District No. 2 was called to order by President Richard Bremer at the Cassie Volunteer Fire Department, 3900 RR 690, Burnet, Texas 78611. Notice of this meeting (Enclosure 1) had been previously posted at the Burnet County Courthouse and the Cassie VFD website ([www.cassievfd.com](http://www.cassievfd.com)), in compliance with the provisions of Chapter 551, Texas Government Code.*

**2. (AI) Establish a quorum.**

*(AD) Board member in attendance were:*

*Richard Bremer*

*Robbie Cheatham*

*Jodeen Lee*

*John Call*

*Sharon Barclay*



*Commissioner Bremer confirmed a quorum was present.*

**3. (AI) Pledge of Allegiance**

*(AD) The quorum having been established, the Pledge of Allegiance to the United States was rendered with appropriate honors.*

**4. (AI) Invocation**

*(AD) The Invocation was offered by Commissioner Bremer.*

---

<sup>1</sup> AI – Agenda Item

<sup>2</sup> AD – Action and/or Discussion by BCESD-2Commissioners

**5. (AI) Welcome guests**

*(AD) Commissioner Bremer welcomed to the meeting:*

*CVFD Chief Derrick Curtis*

*CVFD Treasurer Laura Schneider*

**6. (AI) Comments from the Board and Public not scheduled on the agenda may speak, however no action can be taken on these items and the Board will not debate the comments at this meeting. Comments regarding specific agenda items should occur when the item is called. There is a 2-minute speaking limit.**

*(AD) Commissioner Bremer opened the floor for comments; no comments were offered.*

**7. (AI) Accept minutes from the May 18, 2023 meeting.**

*(AD) Commissioner Bremer called for corrections to the May 18, 2023 Meeting Minutes; with no additional changes the Minutes were accepted as presented.*

**8. (AI) ESD #2 Treasurer Report**

*(AD) Commissioner Lee gave the ESD Treasurer's Report for May 2023.*

*Balances – Checking: \$315,500.48*

*CD: \$157,627.73*

*Sales Tax \$161,279.71*

*Total Assets: \$634,407.92*

*Income: \$12,380.57*

*Expenses: \$278.67*

*Net: \$12,101.90 (Enclosure 2)*

*Commissioner Lee noted that the Balances for all accounts have been placed on a single report. Commissioner Barclay questioned if at the Fiscal Year end that excess funds would be allocated to the Capital Reserve Fund; Commissioner Lee stated that is the plan. Commissioner Bremer called for questions or comments for the Treasurer's Report; with no further questions, the report was accepted as presented.*

**9. (AI) Discussion and/or action regarding the disbursement of funds**

*(AD) Commissioner Bremer asked for any anticipated items regarding upcoming expenses. Commissioner Lee reported that upcoming expenses include the Post Office Box rental, Attorney fees, and the quarterly BCAD fee.*

**10. (AI) Update on the investment of funds from the Regular Account and the Sales Tax Account for future capital expenditures with Texas Class**

*(AD) Commissioner Lee reported that the account has been opened and when the current CD expires on June 25, the funds will be transferred to this account for investment. She also reported moving \$200,000 from the Operating Account and \$100,000 from the Sales Tax account to the investment fund account with Texas Class.*

**11. (AI) Report from the Cassie Volunteer Fire Department.**

**A. Report of VFD**

- 1. Number of calls.**
- 2. Training, etc.**
- 3. Other department activity or concerns.**

**B. Cassie VFD Financial Report**

**C. Capital Expenditures**

*(AD) A. Chief Curtis gave the report for CVFD activity for the month of May. CVFD responded to calls –13 EMS/6 Fire. Mutual Aid –6 given, 2 received. There were no overlapping calls. Average response time for May was 8.26; In-District calls 6.55, M-F 4.62, Out-of-District is 8.66. Average personnel per call for May was 4.5 (Enclosure 3)*

*Chief Curtis reported that the Department will be sending one person to TEEX this summer. He also noted that there has been an increase in Water Rescue calls.*

*B. Mrs. Schneider provided the CVFD Treasurers Report for May 2023 There was a balance of \$58,573.05 in checking. Expenses for May were \$11,148.89 which included routine operational expenses and hose testing. There were no additional questions. (Enclosure 4).*

*Mrs. Schneider provided the CVFD Account Report– current balance is \$95,080.12. Commissioner Lee asked for clarification regarding the (-)\$70,000 that is listed in Assets, Mrs. Schneider explained that this was from previous Fire Department funds that were separate from the ESD and used to establish this account. (Enclosure 5).*

**12. (AI) Report from the Joint Task Force concerning the 5-year plan.**

*(AD) Commissioner Bremer reported that there had been no meetings in May.*

**13 (AI) Update, discussion and/or action concerning the contract with Martinez Architects for the new apparatus bay building. Our Attorney, Ken Campbell, has a copy of the Working Draft and has been working with Ricardo Martinez**

*(AD) Commissioner Bremer reported that a copy of the contract from Martinez Architects has been sent to Mr. Campbell for review and revision.*

**14. (AI) Discussion and/or action concerning the expenditure of funds from the Sales Tax Account**

*(AD) Commissioner Lee reported that the only Sales Tax expenditures were from transferring funds to Texas Class.*

**15. (AI) Administrative update of the Sales Tax Program for ESD #2 including update on reports from HdL.**

*(AD) Commissioner Barclay presented information obtained by HdL on Sales Tax statistics. Commissioner Barclay reported that June Sales Tax Income was \$7142; this reflected a 23.3% increase from June 2022 and Fiscal Year change of 30.4%. The major Sales Tax contributors remain in the Retail Trade sector. Commissioner Barclay reported that she was following up with HdL regarding one entry that she was concerned that had come to ESD #2 erroneously and additionally four more business that HdL will investigate for Sales Tax. (Enclosure 6)*

**16. (AI) Discussion and/or action concerning the purchase of computer for ESD #2 Commissioners Official Use.**

*(AD) Commissioners Barclay reported that she had found HP - ENVY 2-in-1 14" Full HD Touch-Screen Laptop - Intel Core i5 - 8GB Memory - 512GB SSD - Natural Silver \$549.99 at Best Buy. Additionally, found a Microsoft 365 package that is free to nonprofits, PDF Architect for \$69 for one year. An anti-virus software will also need to be purchased. Commissioner Lee reported that the QuickBooks Desktop version had just been purchased so that wouldn't be needed. There was general discussion related to the proposition to purchase the computers.*

*Commissioner Lee made the motion to purchase the computers and necessary programs as presented, Commissioner Call seconded the motion; the motion passed unanimously.*

**17. (AI) Discussion and work on the BC ESD 2 budget for FY 23-24.**

*(AD) Commissioner Bremer presented a first draft of the Budget for FY23l-24; he explained the method for presenting the items. There was discussion surrounding making the Budget items more specific. Commissioner Lee will take the draft and incorporate it to QuickBooks for accounting purposes. Commissioner Bremer stated that we will continue this process until we get our final data from the Burnet County Tax Appraisal District. (Enclosure 7)*

**18. (AD) Calendar of events for July 2023. (Bremer)**

**A. Approve Capital Expenditures, if applicable.**

**B. NOTE: To be completed by June 15, 2023 – Cybersecurity Training; <https://dir.texas.gov/information-security/statewide-cybersecurity-awareness-training>. When completed, send a copy of the certification to me and to Sharon.**

*(AD) Commissioner Bremer presented the upcoming Calendar of Events for July 2023. He noted that all Commissioner's were complete and compliant with the Cybersecurity Training.*

**19. (AI) Next meeting, at 10:00 AM on Wednesday, July 12, 2023, at the Cassie VFD Station. Reminder: The August meeting is Monday, August 14, 2023**

*(AD) Commissioner Bremer presented that the next meeting will be held on Wednesday, July 12, 2023 at the Cassie VFD.*

**20. (AI) Adjourn**

*(AD) With no additional business, the Burnet County Emergency Services District No. 2 June 14, 2023 Meeting was adjourned at 10:48 a.m.*

*Sharon K. Barclay*

Sharon K. Barclay  
Secretary  
Emergency Services District No. 2  
Burnet County  
June 14, 2023

Richard Bremer  
President  
Emergency Services District No. 2  
Burnet County  
June 14, 2023



**BURNET COUNTY EMERGENCY SERVICES DISTRICT #2**  
**P.O. BOX 249**  
**BUCHANAN DAM, TEXAS 78609-0249**  
**NOTICE OF REGULAR MEETING**

In compliance with the provisions of Chapter 551, Texas Government Code, notice is hereby given of a Regular Meeting of the Board of Emergency Services Commissioners of Burnet County Emergency Services District #2, to be held on Wednesday, June 14, 2023, at 10:00 a.m. at the Cassie VFD Station located at 3900 RR 690, Burnet, Texas, 78611. This agenda is posted in the Burnet County Courthouse and on the [cassievfd.com](http://cassievfd.com) website.

The following agenda items will be discussed, considered and action taken as appropriate:

**AGENDA**

1. Call meeting to order. (Bremer)
2. Establish a quorum. (Bremer)
3. Pledge of Allegiance. (Bremer)
4. Invocation. (Bremer)
5. Welcome guests. (Bremer)
6. Comments from the Board and Public not scheduled on the agenda may speak, however no action can be taken on these items and the Board will not debate the comments at this meeting. Comments regarding specific agenda items should occur when the item is called. There is a 2-minute speaking limit.
7. Accept minutes from the May 18, 2023, meeting. (Bremer)
8. ESD #2 Treasurer Report. (Lee)
9. Discussion and/or action regarding the disbursement of funds. (Lee)
10. Update on the investment of funds from the Regular Account and the Sales Tax Account for future capital expenditures with Texas Class. (Lee).
11. Report from the Cassie Volunteer Fire Department.
  - A. Report of VFD Chief Curtis
    1. Number of calls.
    2. Training, etc.
    3. Other department activity or concerns.
  - B. Cassie VFD Financial Report (L. Schneider)
  - C. Discussion and/or approval of Capital Expenditures for Cassie VFD, if applicable. (Curtis)



**BURNET COUNTY EMERGENCY SERVICES DISTRICT #2**  
**P. O. BOX 249**  
**BUCHANAN DAM, TEXAS 78609-0249**

12. Report from the Joint Task Force concerning the 5-year plan. (Bremer/Curtis)
13. Update, discussion and/or action concerning the contract with Martinez Architects for the new apparatus bay building. Our Attorney, Ken Campbell, has a copy of the Working Draft and has been working with Ricardo Martinez. (Bremer/Curtis)
14. Discussion and/or action concerning giving approval for the expenditure of funds from the Sales Tax Account. (Bremer)
15. Administrative update of the Sales Tax Program for ESD #2 including update on reports from Hdl. (Barclay)
16. Discussion and/or action concerning the purchase of computers for the ESD 2 Commissioners official use.
17. Discussion and work on the BC ESD 2 budget for FY 23-24.
18. Calendar of events for June 2023. (Bremer)
  - A. Approve Capital Expenditures, if applicable.
  - B. NOTE: To be completed by June 15, 2023 – Cybersecurity Training;  
<https://dir.texas.gov/information-security/statewide-cybersecurity-awareness-training>.  
When completed, send a copy of certification to me and to Sharon.
19. Next meeting, at 10:00 AM on Wednesday, July 12, 2023, at the Cassie VFD Station.  
Reminder: The August meeting is Monday, August 14, 2023.
20. Adjourn

Richard Bremer, President

2:53 PM  
06/06/23  
Cash Basis

**Burnet County Emergency Services District #2**  
**Balance Sheet**  
As of May 31, 2023

|                                       | <u>May 31, 23</u>        |
|---------------------------------------|--------------------------|
| <b>ASSETS</b>                         |                          |
| Current Assets                        |                          |
| Checking/Savings                      |                          |
| Certificate of Deposit 33086          | 157,627.73               |
| First State Bank of Burnet            | 315,500.48               |
| FSB of Burnet-Sales Tax               | 161,279.71               |
| Total Checking/Savings                | <u>634,407.92</u>        |
| Total Current Assets                  | <u>634,407.92</u>        |
| <b>TOTAL ASSETS</b>                   | <b><u>634,407.92</u></b> |
| <b>LIABILITIES &amp; EQUITY</b>       |                          |
| Equity                                |                          |
| Unrestricted Net Assets               | 375,154.18               |
| Net Income                            | 259,253.74               |
| Total Equity                          | <u>634,407.92</u>        |
| <b>TOTAL LIABILITIES &amp; EQUITY</b> | <b><u>634,407.92</u></b> |



3:02 PM  
06/06/23  
Cash Basis

**Burnet County Emergency Services District #2**  
**Profit & Loss Budget vs. Actual**  
October 2022 through May 2023

|   | Oct '22 - May 23  | Budget            | \$ Over Budget     |
|---|-------------------|-------------------|--------------------|
| <b>Income</b>                           |                   |                   |                    |
| Government Contracts                    |                   |                   |                    |
| Local Government Contracts              | 374,430.68        | 359,410.00        | 15,020.68          |
| Sales Tax Revenue                       | 69,531.65         | 80,000.00         | -10,468.35         |
| <b>Total Government Contracts</b>       | <b>443,962.33</b> | <b>439,410.00</b> | <b>4,552.33</b>    |
| Interest Earned                         | 185.79            | 90.00             | 95.79              |
| Investments                             |                   |                   |                    |
| Interest-Savings, Short-term CD         | 273.23            | 800.00            | -526.77            |
| <b>Total Investments</b>                | <b>273.23</b>     | <b>800.00</b>     | <b>-526.77</b>     |
| Refund                                  | 0.00              | 170.00            | -170.00            |
| <b>Total Income</b>                     | <b>444,421.35</b> | <b>440,470.00</b> | <b>3,951.35</b>    |
| <b>Expense</b>                          |                   |                   |                    |
| Capital Reserve                         | 0.00              | 105,015.00        | -105,015.00        |
| Contract Services                       |                   |                   |                    |
| Accounting Fees                         | 7,700.00          | 7,700.00          | 0.00               |
| Cassie Volunteer Fire Dept              | 169,125.75        | 225,501.00        | -56,375.25         |
| Insurance-Liability & D.O.              | 0.00              | 1,730.00          | -1,730.00          |
| Insurance-Workers Compensation          | 319.00            | 395.00            | -76.00             |
| Legal Fees                              | 0.00              | 2,500.00          | -2,500.00          |
| Outside Contract Services               |                   |                   |                    |
| Burnet Co. Appraisal Dist.              |                   |                   |                    |
| Tax Collection Legal Fees               | 91.67             |                   |                    |
| Burnet Co. Appraisal Dist. - Other      | 2,658.18          | 4,810.00          | -2,151.82          |
| <b>Total Burnet Co. Appraisal Dist.</b> | <b>2,749.85</b>   | <b>4,810.00</b>   | <b>-2,060.15</b>   |
| <b>Total Outside Contract Services</b>  | <b>2,749.85</b>   | <b>4,810.00</b>   | <b>-2,060.15</b>   |
| <b>Total Contract Services</b>          | <b>179,894.60</b> | <b>242,636.00</b> | <b>-62,741.40</b>  |
| Operations                              |                   |                   |                    |
| Newspaper Advertisement                 | 0.00              | 100.00            | -100.00            |
| Postage, Mail Service                   | 0.00              | 244.00            | -244.00            |
| Supplies                                | 54.54             |                   |                    |
| <b>Total Operations</b>                 | <b>54.54</b>      | <b>344.00</b>     | <b>-289.46</b>     |
| Other Types of Expenses                 |                   |                   |                    |
| Memberships and Dues                    | 275.00            | 275.00            | 0.00               |
| Other Costs                             | 0.00              | 6,600.00          | -6,600.00          |
| <b>Total Other Types of Expenses</b>    | <b>275.00</b>     | <b>6,875.00</b>   | <b>-6,600.00</b>   |
| Sales Tax Expenditures-Cap Exp          | 4,150.00          | 80,000.00         | -75,850.00         |
| Travel and Meetings                     |                   |                   |                    |
| Conference, Convention, Meeting         | 649.20            | 5,000.00          | -4,350.80          |
| Travel                                  | 144.27            | 600.00            | -455.73            |
| <b>Total Travel and Meetings</b>        | <b>793.47</b>     | <b>5,600.00</b>   | <b>-4,806.53</b>   |
| <b>Total Expense</b>                    | <b>185,167.61</b> | <b>440,470.00</b> | <b>-255,302.39</b> |
| <b>Net Income</b>                       | <b>259,253.74</b> | <b>0.00</b>       | <b>259,253.74</b>  |

2:52 PM  
 06/06/23  
 Cash Basis

**Burnet County Emergency Services District #2**  
**Profit & Loss Detail**  
 May 2023

| Type                              | Date       | Num  | Name                  | Memo               | Paid Amount      |
|-----------------------------------|------------|------|-----------------------|--------------------|------------------|
| <b>Income</b>                     |            |      |                       |                    |                  |
| <b>Government Contracts</b>       |            |      |                       |                    |                  |
| <b>Local Government Contracts</b> |            |      |                       |                    |                  |
| Deposit                           | 05/04/2023 | auto | Burnet County Appr... | tax collections... | 562.23           |
| Deposit                           | 05/17/2023 | auto | Burnet County Appr... | 5/1 - 5/15/23      | 1,405.50         |
| Total Local Government Contracts  |            |      |                       |                    | 1,967.73         |
| <b>Sales Tax Revenue</b>          |            |      |                       |                    |                  |
| Deposit                           | 05/26/2023 | auto | Texas Comptroller     | Sales tax endi...  | 10,372.72        |
| Total Sales Tax Revenue           |            |      |                       |                    | 10,372.72        |
| Total Government Contracts        |            |      |                       |                    | 12,340.45        |
| <b>Interest Earned</b>            |            |      |                       |                    |                  |
| Deposit                           | 05/31/2023 |      |                       | Interest           | 26.74            |
| Deposit                           | 05/31/2023 |      |                       | Interest           | 13.38            |
| Total Interest Earned             |            |      |                       |                    | 40.12            |
| Total Income                      |            |      |                       |                    | 12,380.57        |
| <b>Expense</b>                    |            |      |                       |                    |                  |
| <b>Contract Services</b>          |            |      |                       |                    |                  |
| <b>Outside Contract Services</b>  |            |      |                       |                    |                  |
| <b>Burnet Co. Appraisal Dist.</b> |            |      |                       |                    |                  |
| <b>Tax Collection Legal Fees</b>  |            |      |                       |                    |                  |
| Deposit                           | 05/04/2023 | auto | Burnet County Appr... | tax collections... | 3.67             |
| Total Tax Collection Legal Fees   |            |      |                       |                    | 3.67             |
| Total Burnet Co. Appraisal Dist.  |            |      |                       |                    | 3.67             |
| Total Outside Contract Services   |            |      |                       |                    | 3.67             |
| Total Contract Services           |            |      |                       |                    | 3.67             |
| <b>Other Types of Expenses</b>    |            |      |                       |                    |                  |
| <b>Memberships and Dues</b>       |            |      |                       |                    |                  |
| Check                             | 05/10/2023 | 1504 | Safe-D                | yearly fee         | 275.00           |
| Total Memberships and Dues        |            |      |                       |                    | 275.00           |
| Total Other Types of Expenses     |            |      |                       |                    | 275.00           |
| Total Expense                     |            |      |                       |                    | 278.67           |
| <b>Net Income</b>                 |            |      |                       |                    | <b>12,101.90</b> |

## Cassie VFD/ Burnet ESD 2

Burnet, TX

This report was generated on 6/12/2023 9:22:21 AM



### Incident Statistics

Zone(s): All Zones | Start Date: 05/01/2023 | End Date: 05/31/2023

| INCIDENT COUNT   |                           |                               |                             |
|--|---------------------------|-------------------------------|-----------------------------|
| INCIDENT TYPE  |                           | # INCIDENTS                   |                             |
| EMS  |                           | 13                            |                             |
| FIRE   |                           | 6                             |                             |
| <b>TOTAL</b>   |                           | <b>19</b>                     |                             |
| TOTAL TRANSPORTS (N2 and N3)                                   |                           |                               |                             |
| APPARATUS  | # of APPARATUS TRANSPORTS | # of PATIENT TRANSPORTS       | TOTAL # of PATIENT CONTACTS |
| C-60   | 0                         | 0                             | 6                           |
| <b>TOTAL</b>   | <b>0</b>                  | <b>0</b>                      | <b>6</b>                    |
| PRE-INCIDENT VALUE   |                           | LOSSES                        |                             |
| \$0.00   |                           | \$0.00                        |                             |
| CO CHECKS  |                           |                               |                             |
| <b>TOTAL</b>   |                           |                               |                             |
| MUTUAL AID   |                           |                               |                             |
| Aid Type   |                           | Total                         |                             |
| Aid Given  |                           | 6                             |                             |
| Aid Received   |                           | 2                             |                             |
| OVERLAPPING CALLS  |                           |                               |                             |
| # OVERLAPPING  |                           | % OVERLAPPING                 |                             |
| 0  |                           | 0                             |                             |
| LIGHTS AND SIREN - AVERAGE RESPONSE TIME (Dispatch to Arrival) |                           |                               |                             |
| Station  | EMS                       | FIRE                          |                             |
| Cassie VFD-Elms Station  | 0:08:39                   | 0:11:26                       |                             |
| <b>AVERAGE FOR ALL CALLS</b>                                   |                           | <b>0:09:13</b>                |                             |
| LIGHTS AND SIREN - AVERAGE TURNOUT TIME (Dispatch to Enroute)  |                           |                               |                             |
| Station  | EMS                       | FIRE                          |                             |
| Cassie VFD-Elms Station  | 0:01:53                   | 0:02:57                       |                             |
| <b>AVERAGE FOR ALL CALLS</b>                                   |                           | <b>0:01:46</b>                |                             |
| AGENCY   |                           | AVERAGE TIME ON SCENE (MM:SS) |                             |
| Cassie VFD/ Burnet ESD 2                                       |                           | 26:28                         |                             |

Only Reviewed Incidents included. EMS for Incident counts includes only 300 to 399 Incident Types. All other incident types are counted as FIRE. CO Checks only includes Incident Types: 424, 736 and 734. # Apparatus Transports = # of incidents where apparatus transported. # Patient Transports = All patients transported by EMS. # Patient Contacts = # of PCR contacted by apparatus. This report now returns both NEMSIS 2 & 3 data as appropriate. For overlapping calls that span over multiple days, total per month will not equal Total count for year.



# Cassie VFD/ Burnet ESD 2

Burnet, TX

This report was generated on 6/12/2023 9:22:45 AM



## Incident Statistics

Zone(s): All Zones | Start Date: 01/01/2023 | End Date: 05/31/2023

| INCIDENT COUNT   |                           |                               |                             |
|--|---------------------------|-------------------------------|-----------------------------|
| INCIDENT TYPE  |                           | # INCIDENTS                   |                             |
| EMS  |                           | 53                            |                             |
| FIRE   |                           | 21                            |                             |
| <b>TOTAL</b>   |                           | <b>74</b>                     |                             |
| TOTAL TRANSPORTS (N2 and N3)                                   |                           |                               |                             |
| APPARATUS  | # of APPARATUS TRANSPORTS | # of PATIENT TRANSPORTS       | TOTAL # of PATIENT CONTACTS |
| 4490   | 0                         | 0                             | 1                           |
| C-60   | 0                         | 0                             | 19                          |
| <b>TOTAL</b>   | <b>0</b>                  | <b>0</b>                      | <b>20</b>                   |
| PRE-INCIDENT VALUE   |                           | LOSSES                        |                             |
| \$0.00   |                           | \$0.00                        |                             |
| CO CHECKS  |                           |                               |                             |
| <b>TOTAL</b>   |                           |                               |                             |
| MUTUAL AID   |                           |                               |                             |
| Aid Type   |                           | Total                         |                             |
| Aid Given  |                           | 21                            |                             |
| Aid Received   |                           | 2                             |                             |
| OVERLAPPING CALLS  |                           |                               |                             |
| # OVERLAPPING  |                           | % OVERLAPPING                 |                             |
| 0  |                           | 0                             |                             |
| LIGHTS AND SIREN - AVERAGE RESPONSE TIME (Dispatch to Arrival) |                           |                               |                             |
| Station  | EMS                       | FIRE                          |                             |
| Cassie VFD-Elms Station  | 0:07:04                   | 0:17:03                       |                             |
| <b>AVERAGE FOR ALL CALLS</b>                                   |                           | <b>0:08:38</b>                |                             |
| LIGHTS AND SIREN - AVERAGE TURNOUT TIME (Dispatch to Enroute)  |                           |                               |                             |
| Station  | EMS                       | FIRE                          |                             |
| Cassie VFD-Elms Station  | 0:01:16                   | 0:03:54                       |                             |
| <b>AVERAGE FOR ALL CALLS</b>                                   |                           | <b>0:01:36</b>                |                             |
| AGENCY   |                           | AVERAGE TIME ON SCENE (MM:SS) |                             |
| Cassie VFD/ Burnet ESD 2                                       |                           | 33:15                         |                             |

Only Reviewed Incidents included. EMS for Incident counts includes only 300 to 399 Incident Types. All other incident types are counted as FIRE. CO Checks only includes Incident Types: 424, 736 and 734. # Apparatus Transports = # of incidents where apparatus transported. # Patient Transports = All patients transported by EMS. # Patient Contacts = # of PCR contacted by apparatus. This report now returns both NEMSIS 2 & 3 data as appropriate. For overlapping calls that span over multiple days, total per month will not equal Total count for year.

**EMERGENCY REPORTING**  
 emergencyreporting.com  
 Doc Id: 1645  
 Page # 1 of 1

# Cassie VFD/ Burnet ESD 2

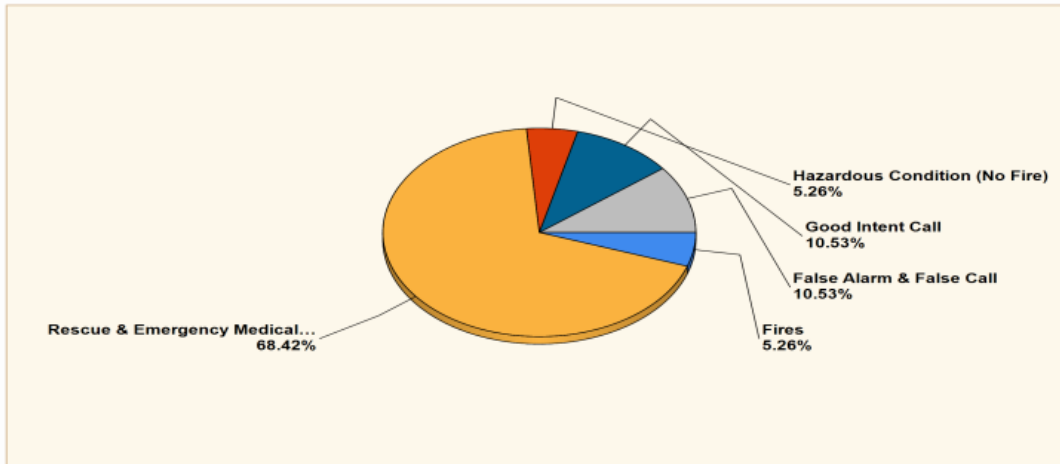
Burnet, TX

This report was generated on 6/12/2023 9:23:09 AM



## Breakdown by Major Incident Types for Date Range

Zone(s): All Zones | Start Date: 05/01/2023 | End Date: 05/31/2023



| MAJOR INCIDENT TYPE                | # INCIDENTS | % of TOTAL  |
|------------------------------------|-------------|-------------|
| Fires                              | 1           | 5.26%       |
| Rescue & Emergency Medical Service | 13          | 68.42%      |
| Hazardous Condition (No Fire)      | 1           | 5.26%       |
| Good Intent Call                   | 2           | 10.53%      |
| False Alarm & False Call           | 2           | 10.53%      |
| <b>TOTAL</b>                       | <b>19</b>   | <b>100%</b> |

| Detailed Breakdown by Incident Type                      |             |             |
|--|-------------|-------------|
| INCIDENT TYPE  | # INCIDENTS | % of TOTAL  |
| 142 - Brush or brush-and-grass mixture fire              | 1           | 5.26%       |
| 311 - Medical assist, assist EMS crew                    | 1           | 5.26%       |
| 321 - EMS call, excluding vehicle accident with injury   | 7           | 36.84%      |
| 322 - Motor vehicle accident with injuries               | 3           | 15.79%      |
| 342 - Search for person in water                         | 1           | 5.26%       |
| 365 - Watercraft rescue                                  | 1           | 5.26%       |
| 445 - Arcing, shorted electrical equipment               | 1           | 5.26%       |
| 611 - Dispatched & cancelled en route                    | 2           | 10.53%      |
| 700 - False alarm or false call, other                   | 1           | 5.26%       |
| 743 - Smoke detector activation, no fire - unintentional | 1           | 5.26%       |
| <b>TOTAL INCIDENTS:</b>                                  | <b>19</b>   | <b>100%</b> |

Only REVIEWED and/or LOCKED IMPORTED incidents are included. Summary results for a major incident type are not displayed if the count is zero.

**EMERGENCY REPORTING**  
 emergencyreporting.com  
 Doc Id: 553  
 Page # 1 of 2

# Cassie VFD/ Burnet ESD 2

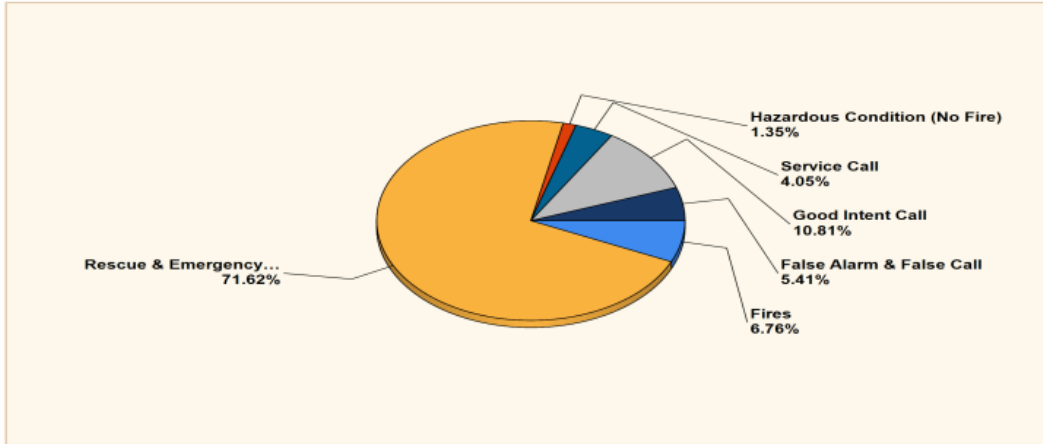
Burnet, TX

This report was generated on 6/12/2023 9:23:36 AM



## Breakdown by Major Incident Types for Date Range

Zone(s): All Zones | Start Date: 01/01/2023 | End Date: 05/31/2023



| MAJOR INCIDENT TYPE                | # INCIDENTS | % of TOTAL  |
|------------------------------------|-------------|-------------|
| Fires                              | 5           | 6.76%       |
| Rescue & Emergency Medical Service | 53          | 71.62%      |
| Hazardous Condition (No Fire)      | 1           | 1.35%       |
| Service Call                       | 3           | 4.05%       |
| Good Intent Call                   | 8           | 10.81%      |
| False Alarm & False Call           | 4           | 5.41%       |
| <b>TOTAL</b>                       | <b>74</b>   | <b>100%</b> |

| Detailed Breakdown by Incident Type                      |             |             |
|--|-------------|-------------|
| INCIDENT TYPE  | # INCIDENTS | % of TOTAL  |
| 142 - Brush or brush-and-grass mixture fire              | 2           | 2.7%        |
| 143 - Grass fire   | 3           | 4.05%       |
| 311 - Medical assist, assist EMS crew                    | 8           | 10.81%      |
| 321 - EMS call, excluding vehicle accident with injury   | 31          | 41.89%      |
| 322 - Motor vehicle accident with injuries               | 9           | 12.16%      |
| 324 - Motor vehicle accident with no injuries.           | 2           | 2.7%        |
| 342 - Search for person in water                         | 1           | 1.35%       |
| 365 - Watercraft rescue                                  | 2           | 2.7%        |
| 445 - Arcing, shorted electrical equipment               | 1           | 1.35%       |
| 551 - Assist police or other governmental agency         | 2           | 2.7%        |
| 561 - Unauthorized burning                               | 1           | 1.35%       |
| 611 - Dispatched & cancelled en route                    | 8           | 10.81%      |
| 700 - False alarm or false call, other                   | 2           | 2.7%        |
| 743 - Smoke detector activation, no fire - unintentional | 2           | 2.7%        |
| <b>TOTAL INCIDENTS:</b>                                  | <b>74</b>   | <b>100%</b> |

Only REVIEWED and/or LOCKED IMPORTED incidents are included. Summary results for a major incident type are not displayed if the count is zero.



# Cassie VFD/ Burnet ESD 2

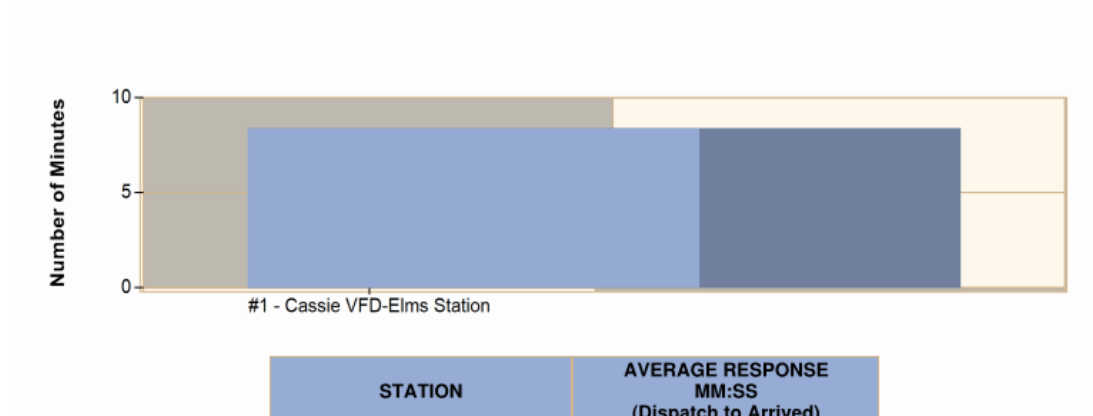
Burnet, TX

This report was generated on 6/12/2023 9:24:28 AM



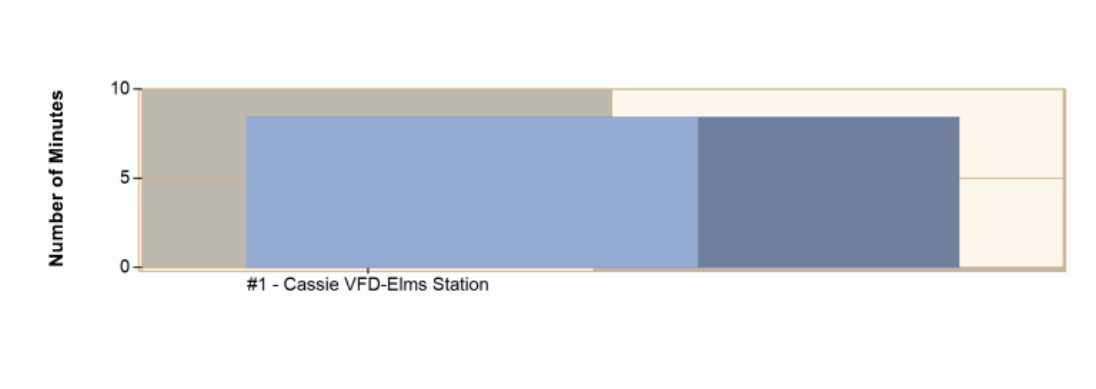
## Average Response Time per Station for Date Range

Start Date: 01/01/2023 | End Date: 05/31/2023



## Average Response Time per Station for Date Range

Start Date: 05/01/2023 | End Date: 05/31/2023



AVERAGE RESPONSE TIME calculated from the average time difference between DISPATCH and ARRIVED times on Basic Info 4. Only REVIEWED incidents included.

 **EMERGENCY REPORTING**  
emergencyreporting.com  
Doc Id: 56  
Page # 1 of 1

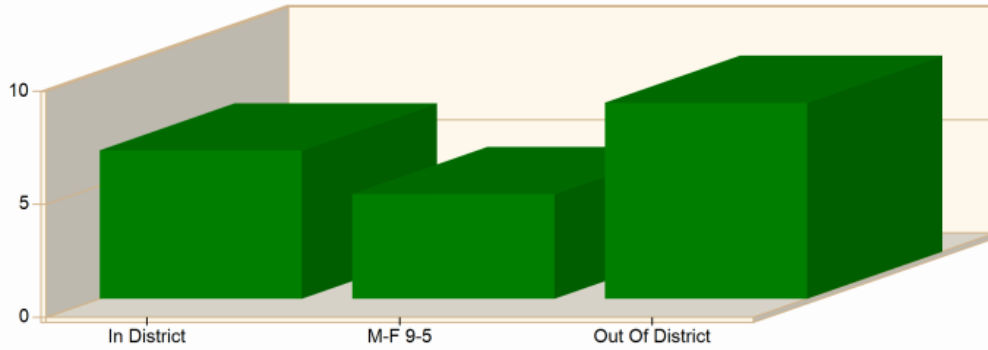
## Cassie VFD/ Burnet ESD 2

Burnet, TX

This report was generated on 6/12/2023 9:25:05 AM

### Incident Average Response Time per Shift for Date Range

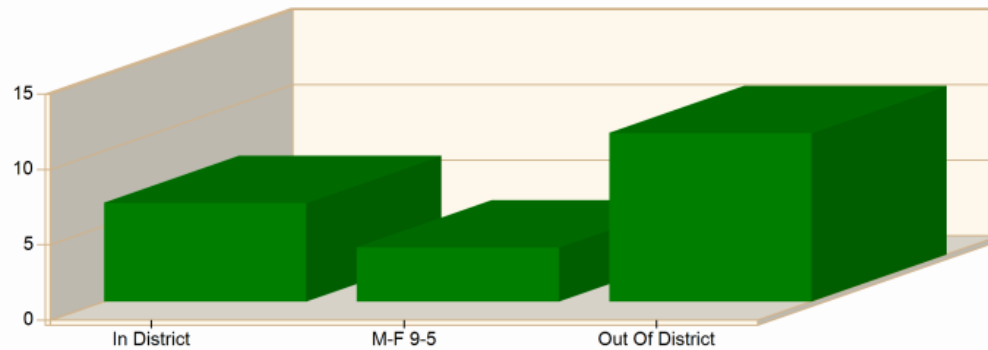
Start Date: 05/01/2023 | End Date: 05/31/2023



| SHIFT                         | AVERAGE RESPONSE TIME (min)<br>(Dispatch to Arrived) | CALLS     |
|-------------------------------|--|-----------|
| In District                   | 6.55   | 8         |
| M-F 9-5                       | 4.62   | 4         |
| Out Of District               | 8.66   | 5         |
| <b>Total Number of Calls:</b> |  | <b>17</b> |

### Incident Average Response Time per Shift for Date Range

Start Date: 01/01/2023 | End Date: 05/31/2023



| SHIFT                         | AVERAGE RESPONSE TIME (min)<br>(Dispatch to Arrived) | CALLS     |
|-------------------------------|--|-----------|
| In District                   | 6.54   | 33        |
| M-F 9-5                       | 3.59   | 18        |
| Out Of District               | 11.18  | 19        |
| <b>Total Number of Calls:</b> |  | <b>70</b> |





# Cassie VFD/ Burnet ESD 2

Burnet, TX

This report was generated on 6/12/2023 9:25:59 AM



## Incidents per Zone for Date Range

Start Date: 05/01/2023 | End Date: 05/31/2023

| INCIDENT NUMBER                          | INCIDENT TYPE  | DATE       | LOCATION              | APPARATUS      |
|--|--|------------|-----------------------|----------------|
| <b>ZONE: 01 - Cassie</b>                 |  |            |                       |                |
| 2023-2300056                             | 321 - EMS call, excluding vehicle accident with injury   | 05/01/2023 | 302 S Chaparral       | 4490,B-51,C-60 |
| 2023-2300063                             | 142 - Brush or brush-and-grass mixture fire              | 05/11/2023 | 730 S Chaparral       | B-50           |
| 2023-2300065                             | 321 - EMS call, excluding vehicle accident with injury   | 05/13/2023 | 116 AGARITA DR        | 4490,B-51,C-60 |
| 2023-2300066                             | 321 - EMS call, excluding vehicle accident with injury   | 05/14/2023 | 209 LARIAT LN         | 4490,B-51,C-60 |
| 2023-2300072                             | 321 - EMS call, excluding vehicle accident with injury   | 05/23/2023 | 701 NORTH CHAPARRAL   | B-51,C-60      |
| 2023-2300073                             | 321 - EMS call, excluding vehicle accident with injury   | 05/26/2023 | 605 SOUTH CHAPARRAL   | B-51,C-60      |
| Total # Incidents for 01:                |  |            |                       | 6              |
| <b>ZONE: 02 - Buena Vista</b>            |  |            |                       |                |
| 2023-2300061                             | 321 - EMS call, excluding vehicle accident with injury   | 05/10/2023 | 124 MOUNTAIN VIEW CIR | 4490,B-51,C-60 |
| Total # Incidents for 02:                |  |            |                       | 1              |
| <b>ZONE: 06 - Rocky Ridge</b>            |  |            |                       |                |
| 2023-2300068                             | 743 - Smoke detector activation, no fire - unintentional | 05/15/2023 | 307 BUMPY RIDGE DR    | C-60           |
| Total # Incidents for 06:                |  |            |                       | 1              |
| <b>ZONE: 15 - Reveille Peak Ranch</b>    |  |            |                       |                |
| 2023-2300057                             | 321 - EMS call, excluding vehicle accident with injury   | 05/07/2023 | 105 Cr 114            | 4490,B-51      |
| Total # Incidents for 15:                |  |            |                       | 1              |
| <b>ZONE: 16 - West State Highway 29</b>  |  |            |                       |                |
| 2023-2300059                             | 700 - False alarm or false call, other                   | 05/10/2023 | 7320 W SH 29          | B-51,C-60      |
| 2023-2300067                             | 322 - Motor vehicle accident with injuries               | 05/14/2023 | 10241 W Sh 29         | B-51,C-60,E-20 |
| 2023-2300069                             | 611 - Dispatched & cancelled en route                    | 05/19/2023 | Park Rd 4             | B-51           |
| Total # Incidents for 16:                |  |            |                       | 3              |
| <b>ZONE: 21 - Lake Buchanan</b>          |  |            |                       |                |
| 2023-2300071                             | 365 - Watercraft rescue                                  | 05/21/2023 | Cr 114                | C-60,RB-30     |
| Total # Incidents for 21:                |  |            |                       | 1              |
| <b>ZONE: 28 - OOD- Burnet VFD</b>        |  |            |                       |                |
| 2023-2300060                             | 311 - Medical assist, assist EMS crew                    | 05/10/2023 | 701 ROCKY HOLLOW DR   | C-60           |
| Total # Incidents for 28:                |  |            |                       | 1              |
| <b>ZONE: 30 - OOD- Hoover Valley VFD</b> |  |            |                       |                |
| 2023-2300058                             | 445 - Arcing, shorted electrical equipment               | 05/09/2023 | 5900 FM 3509          | E-21           |

Only REVIEWED incidents included. Archived Zones cannot be unarchived.



emergencyreporting.com  
Doc Id: 380  
Page # 1 of 2

| INCIDENT NUMBER | INCIDENT TYPE                              | DATE       | LOCATION        | APPARATUS      |
|-----------------|--|------------|-----------------|----------------|
| 2023-2300062    | 322 - Motor vehicle accident with injuries | 05/11/2023 | 6704 Park Rd 4  | B-51,C-60,E-20 |
| 2023-2300064    | 611 - Dispatched & cancelled en route      | 05/12/2023 | 930 Iroquois DR | 4490           |
| 2023-2300074    | 322 - Motor vehicle accident with injuries | 05/31/2023 | 6400 CR 116     | C-60           |

Total # Incidents for 30: 4

| ZONE: 39 - OCOOD- LLANO COUNTY TOW VFD |                                  |            |              |            |
|--|----------------------------------|------------|--------------|------------|
| 2023-2300070                           | 342 - Search for person in water | 05/20/2023 | 1510 parkway | C-60,RB-30 |

Total # Incidents for 39: 1

**TOTAL # INCIDENTS: 19**

Only REVIEWED incidents included. Archived Zones cannot be unarchived.

| INCIDENT NUMBER  | INCIDENT TYPE  | DATE       | LOCATION              | APPARATUS      |
|--|--|------------|-----------------------|----------------|
| <b>ZONE: 27 - OOD-ELBVFD</b>                           |  |            |                       |                |
| 2023-2300002   | 611 - Dispatched & cancelled en route                  | 01/12/2023 | 10000 FM 2341         | C-60           |
| 2023-2300007   | 551 - Assist police or other governmental agency       | 01/20/2023 | 200 Loma Vista        | C-60           |
| Total # Incidents for 27:                              |  |            |                       | 2              |
| <b>ZONE: 28 - OOD- Burnet VFD</b>                      |  |            |                       |                |
| 2023-2300017   | 611 - Dispatched & cancelled en route                  | 02/06/2023 | 3175 CR 101           | B-51,T-40      |
| 2023-2300026   | 321 - EMS call, excluding vehicle accident with injury | 03/04/2023 | 6161 W Sh 29          | C-60           |
| 2023-2300031   | 142 - Brush or brush-and-grass mixture fire            | 03/22/2023 | 3200 S US 281         | B-50,B-51,T-40 |
| 2023-2300060   | 311 - Medical assist, assist EMS crew                  | 05/10/2023 | 701 ROCKY HOLLOW DR   | C-60           |
| Total # Incidents for 28:                              |  |            |                       | 4              |
| <b>ZONE: 29 - OOD- CI Burnet FD</b>                    |  |            |                       |                |
| 2023-2300013   | 611 - Dispatched & cancelled en route                  | 01/31/2023 | 700 POSSUM TROT       | T-40           |
| Total # Incidents for 29:                              |  |            |                       | 1              |
| <b>ZONE: 30 - OOD- Hoover Valley VFD</b>               |  |            |                       |                |
| 2023-2300006   | 611 - Dispatched & cancelled en route                  | 01/19/2023 | 104 BLACK OAK LN      | C-60           |
| 2023-2300022   | 311 - Medical assist, assist EMS crew                  | 02/20/2023 | 6211 Park Rd 4        | B-50,C-60      |
| 2023-2300023   | 324 - Motor vehicle accident with no injuries.         | 02/22/2023 | 6409 CR 116           | C-60           |
| 2023-2300030   | 311 - Medical assist, assist EMS crew                  | 03/21/2023 | 201 CR 134            | C-60           |
| 2023-2300036   | 311 - Medical assist, assist EMS crew                  | 03/31/2023 | 219 CR 118A           | C-60           |
| 2023-2300041   | 561 - Unauthorized burning                             | 04/04/2023 | 700 Apache dr         | B-50           |
| 2023-2300058   | 445 - Arcing, shorted electrical equipment             | 05/09/2023 | 5900 FM 3509          | E-21           |
| 2023-2300062   | 322 - Motor vehicle accident with injuries             | 05/11/2023 | 6704 Park Rd 4        | B-51,C-60,E-20 |
| 2023-2300064   | 611 - Dispatched & cancelled en route                  | 05/12/2023 | 930 Iroquois DR       | 4490           |
| 2023-2300074   | 322 - Motor vehicle accident with injuries             | 05/31/2023 | 6400 CR 116           | C-60           |
| Total # Incidents for 30:                              |  |            |                       | 10             |
| <b>ZONE: 36 - OOD- Spicewood VFD</b>                   |  |            |                       |                |
| 2023-2300001   | 611 - Dispatched & cancelled en route                  | 01/04/2023 | 4323 E SH 71          | B-51,T-40      |
| 2023-2300024   | 143 - Grass fire                                       | 02/23/2023 | 200 cedar mountain DR | B-50,T-40      |
| Total # Incidents for 36:                              |  |            |                       | 2              |
| <b>ZONE: 37 - OODOC- Llano County Buchanan Dam VFD</b> |  |            |                       |                |
| 2023-2300042   | 322 - Motor vehicle accident with injuries             | 04/10/2023 | W Sh 29               | C-60,E-20      |
| Total # Incidents for 37:                              |  |            |                       | 1              |
| <b>ZONE: 39 - OOCOOD- LLANO COUNTY TOW VFD</b>         |  |            |                       |                |
| 2023-2300070   | 342 - Search for person in water                       | 05/20/2023 | 1510 parkway          | C-60,RB-30     |
| Total # Incidents for 39:                              |  |            |                       | 1              |
| <b>TOTAL # INCIDENTS:</b>                              |  |            |                       | <b>21</b>      |

Only REVIEWED incidents included. Archived Zones cannot be unarchived.

2:33 PM  
06/07/23  
Cash Basis

**Cassie Volunteer Fire Department**  
**Balance Sheet**  
As of May 31, 2023

|  | May 31, 23        |
|--|-------------------|
| <b>ASSETS</b>                          |                   |
| Current Assets                         |                   |
| Checking/Savings                       |                   |
| 1010 · CASSIE VFD-ESD2                 | 58,573.05         |
| <b>Total Checking/Savings</b>          | 58,573.05         |
| <b>Total Current Assets</b>            | 58,573.05         |
| Fixed Assets                           |                   |
| 1410 · Land                            | 13,820.69         |
| 1420 · Furniture & Fixtures            | 10,438.09         |
| 1430 · Vehicles & Equipment            | 1,189,560.79      |
| 1440 · EMS Equipment                   | 5,037.56          |
| 1450 · Communication Equipment         | 103,956.55        |
| 1460 · Buildings                       | 123,895.61        |
| 1510 · Accumulated Depreciation        | -1,058,463.72     |
| <b>Total Fixed Assets</b>              | 388,245.57        |
| Other Assets                           |                   |
| 1090 · Transfers (In/Out)              | 70,000.00         |
| <b>Total Other Assets</b>              | 70,000.00         |
| <b>TOTAL ASSETS</b>                    | <b>516,818.62</b> |
| <b>LIABILITIES &amp; EQUITY</b>        |                   |
| Liabilities                            |                   |
| Current Liabilities                    |                   |
| Other Current Liabilities              |                   |
| 2010 · Employer & Emp. Payroll Tax     | 1,820.77          |
| <b>Total Other Current Liabilities</b> | 1,820.77          |
| <b>Total Current Liabilities</b>       | 1,820.77          |
| <b>Total Liabilities</b>               | 1,820.77          |
| Equity                                 |                   |
| 3010 · Unrestricted Net Assets-Ret.Ern | 469,600.34        |
| Net Income                             | 45,397.51         |
| <b>Total Equity</b>                    | 514,997.85        |
| <b>TOTAL LIABILITIES &amp; EQUITY</b>  | <b>516,818.62</b> |

2:49 PM  
 06/07/23  
 Cash Basis

**Cassie Volunteer Fire Department  
 Profit & Loss Budget vs. Actual  
 October 2022 through May 2023**

|  | Oct '22 - May 23  | Budget            | \$ Over Budget    |
|--|-------------------|-------------------|-------------------|
| <b>Income</b>                            |                   |                   |                   |
| 4000 · Income                            |                   |                   |                   |
| 4005 · ESD payments                      | 169,125.75        | 225,501.00        | -56,375.25        |
| 4040 · FD Reimbursement                  | 1,650.00          |                   |                   |
| 4070 · ESD Reimbursement                 | 2,815.00          |                   |                   |
| <b>Total 4000 · Income</b>               | <b>173,590.75</b> | <b>225,501.00</b> | <b>-51,910.25</b> |
| <b>Total Income</b>                      | <b>173,590.75</b> | <b>225,501.00</b> | <b>-51,910.25</b> |
| <b>Expense</b>                           |                   |                   |                   |
| <b>5000 · ADMINISTRATIVE</b>             |                   |                   |                   |
| 5005 · Accounting                        | 1,200.00          | 1,500.00          | -300.00           |
| 5010 · Legal Services                    | 0.00              | 100.00            | -100.00           |
| 5015 · Meetings                          | 0.00              | 300.00            | -300.00           |
| 5020 · Office Equipment/Maint.           | 0.00              | 258.00            | -258.00           |
| 5025 · Office Supplies                   | 268.77            | 1,000.00          | -731.23           |
| 5030 · Printer Supplies                  | 0.00              | 300.00            | -300.00           |
| 5035 · Shipping/Postage/PO Box Rental    | 60.00             | 150.00            | -90.00            |
| 5040 · Subscrptn/Dues/Membrshp/RecMgmt   | 3,717.17          | 5,000.00          | -1,282.83         |
| 5042 · Record Mgmt Systems-ER,PC,CAD     | 2,645.57          | 5,500.00          | -2,854.43         |
| 5045 · Travel Allowance                  | 0.00              | 100.00            | -100.00           |
| 5050 · Uniforms (Caps and Shirts)        | 13.99             | 2,000.00          | -1,986.01         |
| 5055 · Printing Services                 | 0.00              | 100.00            | -100.00           |
| 5060 · Banking/SftyDepBox/Chks/BkgdCks   | 20.00             | 100.00            | -80.00            |
| 5065 · Finance Chgs/Late Fees/Sales Tx   | 40.00             | 0.00              | 40.00             |
| 5070 · Replen Petty Cash/Toll Charges    | 0.00              | 350.00            | -350.00           |
| 5076 · RECRUITMENT & RETENTION           | 4,508.30          | 10,200.00         | -5,691.70         |
| 5078 · Items to be reimbursed by ESD     | 1,650.00          |                   |                   |
| <b>Total 5000 · ADMINISTRATIVE</b>       | <b>14,123.80</b>  | <b>26,958.00</b>  | <b>-12,834.20</b> |
| <b>5200 · PAID POSITION</b>              |                   |                   |                   |
| 5205 · Base Salary                       | 41,538.42         | 60,000.00         | -18,461.58        |
| 5215 · CVFD SS & Medicare Tax Match      | 3,177.72          | 4,590.00          | -1,412.28         |
| <b>Total 5200 · PAID POSITION</b>        | <b>44,716.14</b>  | <b>64,590.00</b>  | <b>-19,873.86</b> |
| <b>5300 · BUILDING AND GROUNDS</b>       |                   |                   |                   |
| 5305 · Botanical Supplies                | 0.00              | 50.00             | -50.00            |
| 5310 · Janitorial Supplies               | 10.48             | 200.00            | -189.52           |
| 5320 · Repairs and Maintenance           | 837.54            | 1,500.00          | -662.46           |
| 5325 · Furn&YardEquip Rep/Rep/New        | 2,031.64          | 1,000.00          | 1,031.64          |
| 5330 · Electrical Service                | 1,818.22          | 4,200.00          | -2,381.78         |
| 5335 · Telephone Service                 | 3,195.45          | 6,600.00          | -3,404.55         |
| <b>Total 5300 · BUILDING AND GROUNDS</b> | <b>7,893.33</b>   | <b>13,550.00</b>  | <b>-5,656.67</b>  |
| <b>5600 · COMMUNICATIONS</b>             |                   |                   |                   |
| 5605 · Batteries, Clips, Acc.            | 1,578.76          | 500.00            | 1,078.76          |
| 5615 · Non-Warranty Repair               | 0.00              | 300.00            | -300.00           |
| 5620 · Digital Radio and Pagers          | 0.00              | 500.00            | -500.00           |
| <b>Total 5600 · COMMUNICATIONS</b>       | <b>1,578.76</b>   | <b>1,300.00</b>   | <b>278.76</b>     |
| <b>6600 · INSURANCE</b>                  |                   |                   |                   |
| 6605 · Building and Property             | 2,892.00          | 5,040.00          | -2,148.00         |
| 6610 · Vehicle                           | 6,368.00          | 10,752.00         | -4,384.00         |
| 6615 · Personnel Coverage                | 14,227.42         | 14,000.00         | 227.42            |
| <b>Total 6600 · INSURANCE</b>            | <b>23,487.42</b>  | <b>29,792.00</b>  | <b>-6,304.58</b>  |

2:49 PM  
 06/07/23  
 Cash Basis

**Cassie Volunteer Fire Department  
 Profit & Loss Budget vs. Actual  
 October 2022 through May 2023**

|  | Oct '22 - May 23  | Budget            | \$ Over Budget    |
|--|-------------------|-------------------|-------------------|
| <b>7000 · OPERATIONS</b>               |                   |                   |                   |
| 7007 · CAD-Computer Aided Dispatch     | 0.00              | 5,500.00          | -5,500.00         |
| 7010 · Fuel-Vehicle and Equipment      | 65.17             | 250.00            | -184.83           |
| 7012 · Fuelman-Vehicles & Equipment    | 3,964.04          | 16,000.00         | -12,035.96        |
| 7015 · Equipment Maint/Repr-Vendor     | 0.00              | 500.00            | -500.00           |
| 7020 · Fire Extinguisher Test/Repr     | 145.00            | 300.00            | -155.00           |
| 7025 · Fire Suppressant Supplies       | 0.00              | 5,000.00          | -5,000.00         |
| 7030 · First Responder Supplies        | 932.17            | 4,500.00          | -3,567.83         |
| 7035 · Ladder, Pump & Hose Testing     | 2,756.00          | 4,000.00          | -1,244.00         |
| 7040 · Minor Tools                     | 255.49            | 150.00            | 105.49            |
| 7045 · Veh/Epmt Lights-Decals-Safety   | 0.00              | 100.00            | -100.00           |
| 7050 · Personal Protect Equip-PPE      | 2,831.38          | 4,000.00          | -1,168.62         |
| 7055 · PPE Testing/Cleaning/Repair     | 0.00              | 500.00            | -500.00           |
| 7057 · Operations - Radio Service Fee  | 5,296.44          | 5,300.00          | -3.56             |
| 7060 · Rehabilitation Supplies         | 312.23            | 500.00            | -187.77           |
| 7065 · Rescue Equipment Maint/Repr     | 0.00              | 250.00            | -250.00           |
| 7070 · SCBA Testing/Hydro/FaceMsk/Pack | 0.00              | 2,500.00          | -2,500.00         |
| 7072 · SCBA MAINTENANCE & REPAIR       | 0.00              | 500.00            | -500.00           |
| 7075 · State Veh Safety Inspec&Regist  | 37.50             | 150.00            | -112.50           |
| 7080 · Vehicle Maintenance/Repair      | 241.15            | 2,000.00          | -1,758.85         |
| 7085 · Vehicle Maint/Repr(Vendor)      | 2,016.28          | 16,000.00         | -13,983.72        |
| 7090 · Equipmt Replmt(Fire Fightg)     | 0.00              | 1,750.00          | -1,750.00         |
| 7095 · Fire Fighting Equipmt - NEW     | 14,117.59         | 2,500.00          | 11,617.59         |
| 7096 · FIRE FIGHTING EQUIPMENT-MAINTEN | 459.73            | 1,007.00          | -547.27           |
| 7100 · Rescue Equipment - NEW          | 962.09            | 1,000.00          | -37.91            |
| 7105 · Rescue Equipment - REPLMNT      | 0.00              | 200.00            | -200.00           |
| <b>Total 7000 · OPERATIONS</b>         | <b>34,392.26</b>  | <b>74,457.00</b>  | <b>-40,064.74</b> |
| <b>8000 · TRAINING</b>                 |                   |                   |                   |
| 8005 · AED, CPR, First Aid             | 0.00              | 454.00            | -454.00           |
| 8020 · Training -VENDOR                | 1,400.95          | 7,000.00          | -5,599.05         |
| 8022 · Training-Certification&Testing  | 118.10            | 1,000.00          | -881.90           |
| 8025 · Per Diem Travel/Lodging         | 158.78            | 4,000.00          | -3,841.22         |
| 8030 · Wildland                        | 0.00              | 500.00            | -500.00           |
| 8035 · Educational Supplies            | 0.00              | 600.00            | -600.00           |
| <b>Total 8000 · TRAINING</b>           | <b>1,677.83</b>   | <b>13,554.00</b>  | <b>-11,876.17</b> |
| <b>9000 · PUBLIC RELATIONS</b>         |                   |                   |                   |
| 9005 · Educational Supplies            | 0.00              | 100.00            | -100.00           |
| 9010 · Public Eductn/Relatn/Apprtn     | 0.00              | 500.00            | -500.00           |
| 9015 · Shipping and Postage            | 0.00              | 100.00            | -100.00           |
| 9020 · Printing                        | 0.00              | 100.00            | -100.00           |
| 9025 · Recognition/Thank You           | 323.70            | 500.00            | -176.30           |
| <b>Total 9000 · PUBLIC RELATIONS</b>   | <b>323.70</b>     | <b>1,300.00</b>   | <b>-976.30</b>    |
| <b>Total Expense</b>                   | <b>128,193.24</b> | <b>225,501.00</b> | <b>-97,307.76</b> |
| <b>Net Income</b>                      | <b>45,397.51</b>  | <b>0.00</b>       | <b>45,397.51</b>  |

2:43 PM  
 06/07/23  
 Cash Basis

**Cassie Volunteer Fire Department  
 Profit & Loss by Class  
 October 2022 through May 2023**

|  | ESD               | FD              | FDE              | TOTAL             |
|--|-------------------|-----------------|------------------|-------------------|
| <b>Income</b>                            |                   |                 |                  |                   |
| 4000 · Income                            |                   |                 |                  |                   |
| 4005 · ESD payments                      | 119,883.25        | 0.00            | 49,242.50        | 169,125.75        |
| 4040 · FD Reimbursement                  | 1,650.00          | 0.00            | 0.00             | 1,650.00          |
| 4070 · ESD Reimbursement                 | 2,815.00          | 0.00            | 0.00             | 2,815.00          |
| <b>Total 4000 · Income</b>               | <b>124,348.25</b> | <b>0.00</b>     | <b>49,242.50</b> | <b>173,590.75</b> |
| <b>Total Income</b>                      | <b>124,348.25</b> | <b>0.00</b>     | <b>49,242.50</b> | <b>173,590.75</b> |
| <b>Expense</b>                           |                   |                 |                  |                   |
| 5000 · ADMINISTRATIVE                    |                   |                 |                  |                   |
| 5005 · Accounting                        | 675.00            | 0.00            | 525.00           | 1,200.00          |
| 5025 · Office Supplies                   | 268.77            | 0.00            | 0.00             | 268.77            |
| 5035 · Shipping/Postage/PO Box Rental    | 60.00             | 0.00            | 0.00             | 60.00             |
| 5040 · Subscrptn/Dues/Membrshp/RecMgmt   | 3,717.17          | 0.00            | 0.00             | 3,717.17          |
| 5042 · Record Mgmt Systems-ER,PC,CAD     | 2,645.57          | 0.00            | 0.00             | 2,645.57          |
| 5050 · Uniforms (Caps and Shirts)        | 13.99             | 0.00            | 0.00             | 13.99             |
| 5060 · Banking/SftyDepBox/Chks/BkgdCks   | 20.00             | 0.00            | 0.00             | 20.00             |
| 5065 · Finance Chgs/Late Fees/Sales Tx   | 40.00             | 0.00            | 0.00             | 40.00             |
| 5076 · RECRUITMENT & RETENTION           | 4,508.30          | 0.00            | 0.00             | 4,508.30          |
| 5078 · Items to be reimbursed by ESD     | 1,650.00          | 0.00            | 0.00             | 1,650.00          |
| <b>Total 5000 · ADMINISTRATIVE</b>       | <b>13,598.80</b>  | <b>0.00</b>     | <b>525.00</b>    | <b>14,123.80</b>  |
| 5200 · PAID POSITION                     |                   |                 |                  |                   |
| 5205 · Base Salary                       | 0.00              | 0.00            | 41,538.42        | 41,538.42         |
| 5215 · CVFD SS & Medicare Tax Match      | 0.00              | 0.00            | 3,177.72         | 3,177.72          |
| <b>Total 5200 · PAID POSITION</b>        | <b>0.00</b>       | <b>0.00</b>     | <b>44,716.14</b> | <b>44,716.14</b>  |
| 5300 · BUILDING AND GROUNDS              |                   |                 |                  |                   |
| 5310 · Janitorial Supplies               | 10.48             | 0.00            | 0.00             | 10.48             |
| 5320 · Repairs and Maintenance           | 837.54            | 0.00            | 0.00             | 837.54            |
| 5325 · Furn&YardEquip Repl/Rep/New       | 866.71            | 1,164.93        | 0.00             | 2,031.64          |
| 5330 · Electrical Service                | 1,818.22          | 0.00            | 0.00             | 1,818.22          |
| 5335 · Telephone Service                 | 3,195.45          | 0.00            | 0.00             | 3,195.45          |
| <b>Total 5300 · BUILDING AND GROUNDS</b> | <b>6,728.40</b>   | <b>1,164.93</b> | <b>0.00</b>      | <b>7,893.33</b>   |
| 5600 · COMMUNICATIONS                    |                   |                 |                  |                   |
| 5605 · Batteries, Clips, Acc.            | 1,578.76          | 0.00            | 0.00             | 1,578.76          |
| <b>Total 5600 · COMMUNICATIONS</b>       | <b>1,578.76</b>   | <b>0.00</b>     | <b>0.00</b>      | <b>1,578.76</b>   |
| 6600 · INSURANCE                         |                   |                 |                  |                   |
| 6605 · Building and Property             | 2,892.00          | 0.00            | 0.00             | 2,892.00          |
| 6610 · Vehicle                           | 6,368.00          | 0.00            | 0.00             | 6,368.00          |
| 6615 · Personnel Coverage                | 14,227.42         | 0.00            | 0.00             | 14,227.42         |
| <b>Total 6600 · INSURANCE</b>            | <b>23,487.42</b>  | <b>0.00</b>     | <b>0.00</b>      | <b>23,487.42</b>  |
| 7000 · OPERATIONS                        |                   |                 |                  |                   |
| 7010 · Fuel-Vehicle and Equipment        | 65.17             | 0.00            | 0.00             | 65.17             |
| 7012 · Fuelman-Vehicles & Equipment      | 3,964.04          | 0.00            | 0.00             | 3,964.04          |
| 7020 · Fire Extinguisher Test/Repr       | 145.00            | 0.00            | 0.00             | 145.00            |
| 7030 · First Responder Supplies          | 932.17            | 0.00            | 0.00             | 932.17            |
| 7035 · Ladder, Pump & Hose Testing       | 2,756.00          | 0.00            | 0.00             | 2,756.00          |
| 7040 · Minor Tools                       | 255.49            | 0.00            | 0.00             | 255.49            |
| 7050 · Personal Protect Equip-PPE        | 2,831.38          | 0.00            | 0.00             | 2,831.38          |
| 7057 · Operations - Radio Service Fee    | 5,296.44          | 0.00            | 0.00             | 5,296.44          |
| 7060 · Rehabilitation Supplies           | 286.69            | 25.54           | 0.00             | 312.23            |
| 7075 · State Veh Safety Inspec&Regist    | 37.50             | 0.00            | 0.00             | 37.50             |
| 7080 · Vehicle Maintenance/Repair        | 241.15            | 0.00            | 0.00             | 241.15            |
| 7085 · Vehicle Maint/Repr(Vendor)        | 2,016.28          | 0.00            | 0.00             | 2,016.28          |
| 7095 · Fire Fighting Equipmt - NEW       | 14,117.59         | 0.00            | 0.00             | 14,117.59         |



2:43 PM  
 06/07/23  
 Cash Basis

**Cassie Volunteer Fire Department**  
**Profit & Loss by Class**  
 October 2022 through May 2023

|  | ESD              | FD               | FDE              | TOTAL             |
|--|------------------|------------------|------------------|-------------------|
| 7096 · FIRE FIGHTING EQUIPMENT-MAINTEN | 459.73           | 0.00             | 0.00             | 459.73            |
| 7100 · Rescue Equipment - NEW          | 962.09           | 0.00             | 0.00             | 962.09            |
| <b>Total 7000 · OPERATIONS</b>         | <b>34,366.72</b> | <b>25.54</b>     | <b>0.00</b>      | <b>34,392.26</b>  |
| <b>8000 · TRAINING</b>                 |                  |                  |                  |                   |
| 8020 · Training -VENDOR                | 1,400.95         | 0.00             | 0.00             | 1,400.95          |
| 8022 · Training-Certification&Testing  | 118.10           | 0.00             | 0.00             | 118.10            |
| 8025 · Per Diem Travel/Lodging         | 158.78           | 0.00             | 0.00             | 158.78            |
| <b>Total 8000 · TRAINING</b>           | <b>1,677.83</b>  | <b>0.00</b>      | <b>0.00</b>      | <b>1,677.83</b>   |
| <b>9000 · PUBLIC RELATIONS</b>         |                  |                  |                  |                   |
| 9025 · Recognition/Thank You           | 323.70           | 0.00             | 0.00             | 323.70            |
| <b>Total 9000 · PUBLIC RELATIONS</b>   | <b>323.70</b>    | <b>0.00</b>      | <b>0.00</b>      | <b>323.70</b>     |
| <b>Total Expense</b>                   | <b>81,761.63</b> | <b>1,190.47</b>  | <b>45,241.14</b> | <b>128,193.24</b> |
| <b>Net Income</b>                      | <b>42,586.62</b> | <b>-1,190.47</b> | <b>4,001.36</b>  | <b>45,397.51</b>  |

2:39 PM  
 06/07/23  
 Cash Basis

**Cassie Volunteer Fire Department  
 Profit & Loss Detail  
 May 2023**

| Date   | Name                 | Memo  | Class | Paid Amount |
|--|----------------------|---|-------|-------------|
| Income   |                      |   |       |             |
| <b>Expense</b>                                 |                      |   |       |             |
| <b>5000 - ADMINISTRATIVE</b>                   |                      |   |       |             |
| <b>5005 - Accounting</b>                       |                      |   |       |             |
| 05/15/2023                                     | Chase Card Services  | Taber & Burnett-payroll processing for the months of Ap...    | FDE   | 275.00      |
| Total 5005 - Accounting                        |                      |   |       | 275.00      |
| <b>5025 - Office Supplies</b>                  |                      |   |       |             |
| 05/15/2023                                     | Chase Card Services  | Apple-icloud storage for reports-no receipt                   | ESD   | 0.99        |
| 05/15/2023                                     | Chase Card Services  | Norton-1yr subscription for antivirus software for laptops... | ESD   | 154.05      |
| Total 5025 - Office Supplies                   |                      |   |       | 155.04      |
| <b>5040 - Subscrptn/Dues/Membrshp/RecMgmt</b>  |                      |   |       |             |
| 05/15/2023                                     | Chase Card Services  | B2B Prime-business Amzn prime membership for one y...         | ESD   | 179.00      |
| Total 5040 - Subscrptn/Dues/Membrshp/RecMgmt   |                      |   |       | 179.00      |
| Total 5000 - ADMINISTRATIVE                    |                      |   |       | 609.04      |
| <b>5200 - PAID POSITION</b>                    |                      |   |       |             |
| <b>5205 - Base Salary</b>                      |                      |   |       |             |
| 05/02/2023                                     | Derrick R Curtis     | Salary-Payroll for period ending 5-5-2023                     | FDE   | 2,307.69    |
| 05/15/2023                                     | Derrick R Curtis     | Salary-payroll for period ending 5-19-2023                    | FDE   | 2,307.69    |
| 05/30/2023                                     | Derrick R Curtis     | Salary-Payroll for period ending 6-2-2023                     | FDE   | 2,307.69    |
| Total 5205 - Base Salary                       |                      |   |       | 6,923.07    |
| <b>5215 - CVFD SS &amp; Medicare Tax Match</b> |                      |   |       |             |
| 05/02/2023                                     | Derrick R Curtis     | Payroll for period ending 5-5-2023                            | FDE   | 176.54      |
| 05/15/2023                                     | Derrick R Curtis     | payroll for period ending 5-19-2023                           | FDE   | 176.54      |
| 05/30/2023                                     | Derrick R Curtis     | Payroll for period ending 6-2-2023                            | FDE   | 176.54      |
| Total 5215 - CVFD SS & Medicare Tax Match      |                      |   |       | 529.62      |
| Total 5200 - PAID POSITION                     |                      |   |       | 7,452.69    |
| <b>5300 - BUILDING AND GROUNDS</b>             |                      |   |       |             |
| <b>5330 - Electrical Service</b>               |                      |   |       |             |
| 05/15/2023                                     | PEC                  | Acct#3000098825-stmt for period 3-22-2023--4-22-2023          | ESD   | 156.22      |
| Total 5330 - Electrical Service                |                      |   |       | 156.22      |
| <b>5335 - Telephone Service</b>                |                      |   |       |             |
| 05/15/2023                                     | Chase Card Services  | Vzwrlls-phone and wireless service for 6 tablets used fo...   | ESD   | 250.25      |
| 05/15/2023                                     | Chase Card Services  | 281-internet service and cloud wifi for the period 5-10-20... | ESD   | 167.00      |
| Total 5335 - Telephone Service                 |                      |   |       | 417.25      |
| Total 5300 - BUILDING AND GROUNDS              |                      |   |       | 573.47      |
| <b>6600 - INSURANCE</b>                        |                      |   |       |             |
| <b>6615 - Personnel Coverage</b>               |                      |   |       |             |
| 05/15/2023                                     | CareFlite Membership | Inv#05112023-Cring Heart Membership for Fire Dept a...        | ESD   | 255.00      |
| Total 6615 - Personnel Coverage                |                      |   |       | 255.00      |
| Total 6600 - INSURANCE                         |                      |   |       | 255.00      |

2:39 PM  
 06/07/23  
 Cash Basis

**Cassie Volunteer Fire Department  
 Profit & Loss Detail  
 May 2023**

| Date   | Name                   | Memo   | Class | Paid Amount       |
|--|------------------------|--|-------|-------------------|
| <b>7000 · OPERATIONS</b>                         |                        |  |       |                   |
| <b>7012 · Fuelman-Vehicles &amp; Equipment</b>   |                        |  |       |                   |
| 05/07/2023                                       | Fuelman                | 4-3-23--4460--regular and calls                            | ESD   | 49.01             |
| 05/07/2023                                       | Fuelman                | 4-14-23--4460-regular and calls                            | ESD   | 66.52             |
| 05/07/2023                                       | Fuelman                | 4-24-23--4460-regular and calls                            | ESD   | 63.13             |
| 05/07/2023                                       | Fuelman                | 4-30-23--4460-regular and calls                            | ESD   | 57.17             |
| 05/07/2023                                       | Fuelman                | 4-25-23--4451-pump gas to fill up gas can on 4451 for p... | ESD   | 5.00              |
| 05/07/2023                                       | Fuelman                | 4-4-23--4420-regular and calls                             | ESD   | 44.95             |
| 05/07/2023                                       | Fuelman                | 4-25-23--4420-regular and calls                            | ESD   | 39.37             |
| 05/07/2023                                       | Fuelman                | 4-4-23--4421-regular fill up                               | ESD   | 27.50             |
| 05/07/2023                                       | Fuelman                | 4-25-23--4440-regular and calls                            | ESD   | 39.65             |
| 05/07/2023                                       | Fuelman                | 4-25-23--4451-regular and calls-No Receipt would not pr... | ESD   | 46.35             |
| Total 7012 · Fuelman-Vehicles & Equipment        |                        |  |       | 438.65            |
| <b>7035 · Ladder, Pump &amp; Hose Testing</b>    |                        |  |       |                   |
| 05/23/2023                                       | Axcess Fire & Safet... | Inv#-Annual NFPA Hose and Ladder Testing                   | ESD   | 1,681.00          |
| Total 7035 · Ladder, Pump & Hose Testing         |                        |  |       | 1,681.00          |
| <b>7060 · Rehabilitation Supplies</b>            |                        |  |       |                   |
| 05/15/2023                                       | Chase Card Services    | Wal-Mart--rehab supplies beverages and snacks              | ESD   | 25.50             |
| 05/15/2023                                       | Chase Card Services    | J&S--rehab for funeral and working wreck MA after the f... | ESD   | 34.19             |
| Total 7060 · Rehabilitation Supplies             |                        |  |       | 59.69             |
| <b>7075 · State Veh Safety Inspec&amp;Regist</b> |                        |  |       |                   |
| 05/31/2023                                       | Burnet County Tax ...  | Registrations for Big Trailer, B51-4451, T40-4440          | ESD   | 22.50             |
| Total 7075 · State Veh Safety Inspec&Regist      |                        |  |       | 22.50             |
| <b>7085 · Vehicle Maint/Repr(Vendor)</b>         |                        |  |       |                   |
| 05/15/2023                                       | Chase Card Services    | Quick Brakes-14460-tire pressure monitoring sensor repl... | ESD   | 56.85             |
| Total 7085 · Vehicle Maint/Repr(Vendor)          |                        |  |       | 56.85             |
| Total 7000 · OPERATIONS                          |                        |  |       | 2,258.69          |
| Total Expense                                    |                        |  |       | 11,148.89         |
| <b>Net Income</b>                                |                        |  |       | <b>-11,148.89</b> |

2:39 PM  
 06/07/23  
 Cash Basis

**Cassie Volunteer Fire Department  
 Profit & Loss Detail  
 May 2023**

| Date   | Name                   | Memo   | Class | Paid Amount       |
|--|------------------------|--|-------|-------------------|
| <b>7000 - OPERATIONS</b>                         |                        |  |       |                   |
| <b>7012 - Fuelman-Vehicles &amp; Equipment</b>   |                        |  |       |                   |
| 05/07/2023                                       | Fuelman                | 4-3-23--4460--regular and calls                            | ESD   | 49.01             |
| 05/07/2023                                       | Fuelman                | 4-14-23--4460-regular and calls                            | ESD   | 66.52             |
| 05/07/2023                                       | Fuelman                | 4-24-23--4460-regular and calls                            | ESD   | 63.13             |
| 05/07/2023                                       | Fuelman                | 4-30-23--4460-regular and calls                            | ESD   | 57.17             |
| 05/07/2023                                       | Fuelman                | 4-25-23--4451-pump gas to fill up gas can on 4451 for p... | ESD   | 5.00              |
| 05/07/2023                                       | Fuelman                | 4-4-23--4420-regular and calls                             | ESD   | 44.95             |
| 05/07/2023                                       | Fuelman                | 4-25-23--4420-regular and calls                            | ESD   | 39.37             |
| 05/07/2023                                       | Fuelman                | 4-4-23--4421-regular fill up                               | ESD   | 27.50             |
| 05/07/2023                                       | Fuelman                | 4-25-23--4440-regular and calls                            | ESD   | 39.65             |
| 05/07/2023                                       | Fuelman                | 4-25-23--4451-regular and calls-No Receipt would not pr... | ESD   | 46.35             |
| Total 7012 - Fuelman-Vehicles & Equipment        |                        |  |       | 438.65            |
| <b>7035 - Ladder, Pump &amp; Hose Testing</b>    |                        |  |       |                   |
| 05/23/2023                                       | Access Fire & Safet... | Inv#-Annual NFPA Hose and Ladder Testing                   | ESD   | 1,681.00          |
| Total 7035 - Ladder, Pump & Hose Testing         |                        |  |       | 1,681.00          |
| <b>7060 - Rehabilitation Supplies</b>            |                        |  |       |                   |
| 05/15/2023                                       | Chase Card Services    | Wal-Mart--rehab supplies beverages and snacks              | ESD   | 25.50             |
| 05/15/2023                                       | Chase Card Services    | J&S--rehab for funeral and working wreck MA after the f... | ESD   | 34.19             |
| Total 7060 - Rehabilitation Supplies             |                        |  |       | 59.69             |
| <b>7075 - State Veh Safety Inspec&amp;Regist</b> |                        |  |       |                   |
| 05/31/2023                                       | Burnet County Tax ...  | Registrations for Big Trailer, B51-4451, T40-4440          | ESD   | 22.50             |
| Total 7075 - State Veh Safety Inspec&Regist      |                        |  |       | 22.50             |
| <b>7085 - Vehicle Maint/Repr(Vendor)</b>         |                        |  |       |                   |
| 05/15/2023                                       | Chase Card Services    | Quick Brakes-t4460-tire pressure monitoring sensor repl... | ESD   | 56.85             |
| Total 7085 - Vehicle Maint/Repr(Vendor)          |                        |  |       | 56.85             |
| Total 7000 - OPERATIONS                          |                        |  |       | 2,258.69          |
| Total Expense                                    |                        |  |       | 11,148.89         |
| <b>Net Income</b>                                |                        |  |       | <b>-11,148.89</b> |

2:54 PM  
06/07/23  
Cash Basis

**Cassie Volunteer Fire Dept. & EMS**  
**Balance Sheet**  
As of May 31, 2023

|                                       | May 31, 23              |
|---------------------------------------|-------------------------|
| <b>ASSETS</b>                         |                         |
| Current Assets                        |                         |
| Checking/Savings                      |                         |
| 1010 · FSB of Burnet - 68007          | 95,080.12               |
| <b>Total Checking/Savings</b>         | <u>95,080.12</u>        |
| <b>Total Current Assets</b>           | 95,080.12               |
| Other Assets                          |                         |
| 1090 · Transfers (In/Out)             | -70,000.00              |
| <b>Total Other Assets</b>             | <u>-70,000.00</u>       |
| <b>TOTAL ASSETS</b>                   | <u><b>25,080.12</b></u> |
| <b>LIABILITIES &amp; EQUITY</b>       |                         |
| Equity                                |                         |
| 3010 · Unrestricted Net Assets        | 24,801.12               |
| Net Income                            | 279.00                  |
| <b>Total Equity</b>                   | <u>25,080.12</u>        |
| <b>TOTAL LIABILITIES &amp; EQUITY</b> | <u><b>25,080.12</b></u> |

2:57 PM  
 06/07/23  
 Cash Basis

**Cassie Volunteer Fire Dept. & EMS**  
**Profit & Loss Detail**  
 May 2023

| Date  | Name                   | Memo                                    | Class | Paid Amount   |
|---|------------------------|---|-------|---------------|
| <b>Income</b>                               |                        |   |       |               |
| <b>4000 - INCOME</b>                        |                        |   |       |               |
| <b>4010 - Individual Donations</b>          |                        |   |       |               |
| 05/17/2023                                  | Individual Donations   | Bill & Catherine Haley donation         | FD    | 100.00        |
| Total 4010 - Individual Donations           |                        |   |       | 100.00        |
| <b>4020 - Group &amp; Company Donations</b> |                        |   |       |               |
| 05/17/2023                                  | PEC United Charitie... | PEC United Charities MF-2022 Contrib... | FD    | 200.00        |
| Total 4020 - Group & Company Donations      |                        |   |       | 200.00        |
| Total 4000 - INCOME                         |                        |   |       | 300.00        |
| Total Income                                |                        |   |       | 300.00        |
| Expense                                     |                        |   |       | _____         |
| <b>Net Income</b>                           |                        |   |       | <b>300.00</b> |

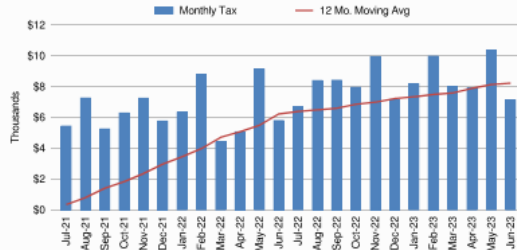
HdL Companies  
**SALES TAX SNAPSHOT**  
 Burnet Co ESD 2

Jun-23

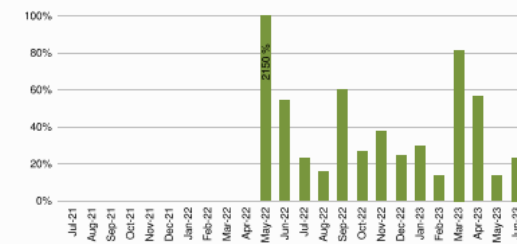
Sales Tax Net Payments

| FY Mo.   | FY2022    | FY2023    | YoY % Change |
|----------|-----------|-----------|--------------|
| Oct      | \$ 6,284  | \$ 7,965  | 26.8%        |
| Nov      | \$ 7,245  | \$ 9,955  | 37.4%        |
| Dec      | \$ 5,758  | \$ 7,155  | 24.3%        |
| Jan      | \$ 6,336  | \$ 8,190  | 29.3%        |
| Feb      | \$ 8,784  | \$ 9,980  | 13.6%        |
| Mar      | \$ 4,411  | \$ 8,004  | 81.5%        |
| Apr      | \$ 5,059  | \$ 7,909  | 56.3%        |
| May      | \$ 9,132  | \$ 10,373 | 13.6%        |
| Jun      | \$ 5,793  | \$ 7,142  | 23.3%        |
| Jul      | \$ 6,675  |           |              |
| Aug      | \$ 8,397  |           |              |
| Sep      | \$ 8,411  |           |              |
| FYTD     | \$ 58,803 | \$ 76,674 | 30.4%        |
| FY Total | \$ 82,287 |           |              |

Sales Tax Net Payments Trend



Sales Tax Net Payments Change - YoY



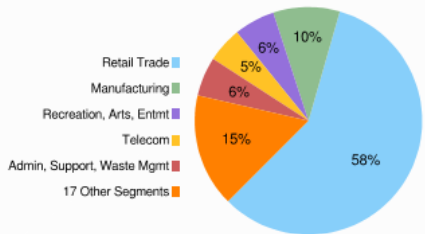
Top 10 Taxpayers

| Rank                        | Company                               | FYTD Collections | % Total |
|-----------------------------|---------------------------------------|------------------|---------|
| 1                           | AMAZON.COM SERVICES INC (MARKETPLACE) |                  |         |
| 2                           | SMS BUCHANAN BUSINESS INC             |                  |         |
| 3                           | AMAZON.COM SERVICES LLC               |                  |         |
| 4                           | BUCHANAN SEPTIC TANKS INC.            |                  |         |
| 5                           | JIM EACHUS                            |                  |         |
| 6                           | REVEILLE PEAK RANCH SOLUTIONS LLC     |                  |         |
| 7                           | REVEILLE PEAK RANCH L.L.C.            |                  |         |
| 8                           | PEDERNALES ELECTRIC COOPERATIVE INC.  |                  |         |
| 9                           | UTOPIAFEST LLC                        |                  |         |
| 10                          | MARK W MARDIS                         |                  |         |
| Top 10 Companies            |                                       | \$ 51,367        | 65.7%   |
| 1008 Other Large Companies  |                                       | \$ 23,816        | 30.5%   |
| Small Companies/Other       |                                       | \$ 2,183         | 2.8%    |
| Single Local Tax Rate (SLT) |                                       | \$ 845           | 1.1%    |
| Total                       |                                       | \$ 78,211        | 100.0%  |

Industry Segment Collections Trend - YoY % Chg

| SEGMENT                    | Jan    | Feb    | Mar    | Apr    | May    | Jun    |
|----------------------------|--------|--------|--------|--------|--------|--------|
| Retail Trade               | 5.8%   | -0.8%  | 3.0%   | 25.0%  | -11.6% | 11.7%  |
| Manufacturing              | 109.2% | 352.7% | 244.8% | 558.6% | 821.1% | 244.7% |
| Recreation, Arts, Entmt    | 828.0% | 93.8%  | 0%     | 3.3%   | 181.7% | 8.7%   |
| Admin, Support, Waste Mgmt | 3.6%   | -13.1% | 372.1% | -29.9% | 72.9%  | -16.0% |
| Telecom                    | 24.6%  | 1.1%   | 32.3%  | 17.6%  | -29.7% | 50.4%  |
| All Others                 | -14.2% | 44.1%  | 216.3% | 165.2% | -15.6% | -32.1% |
| Total Collections          | 29.4%  | 13.4%  | 84.3%  | 55.8%  | 13.1%  | 23.6%  |

Sales Tax Collections by Industry Segment

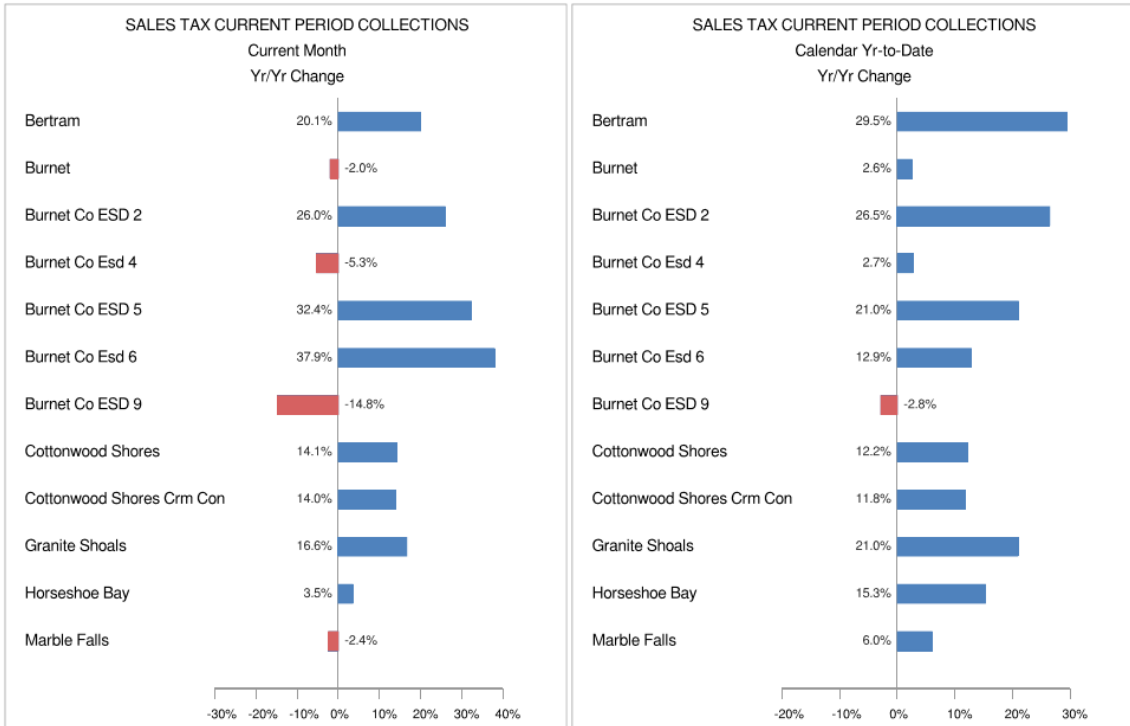


© 2023 All Rights Reserved

Data Source: Texas Comptroller of Public Accounts



SALES TAX TREND  
 BURNET COUNTY  
 Jun-23



Data: Texas Comptroller of Public Accounts

Copyright © 2023 All Rights Reserved All Rights Reserved

Hdl Companies



**Burnet Co ESD 2  
SALES TAX PAYMENT DETAIL**

**Jun-23**

Fiscal Year: Oct-Sep

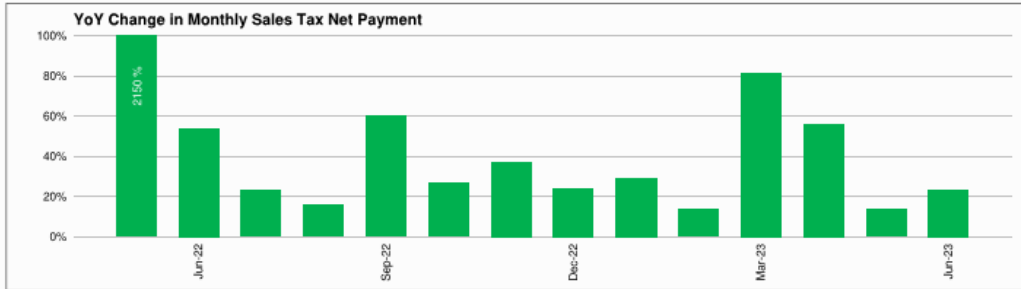
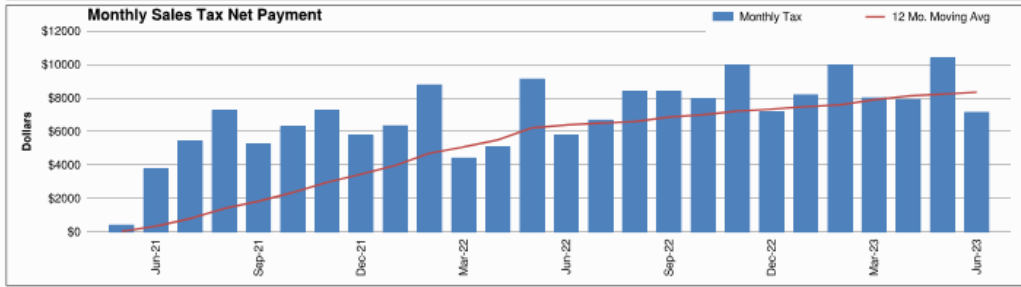
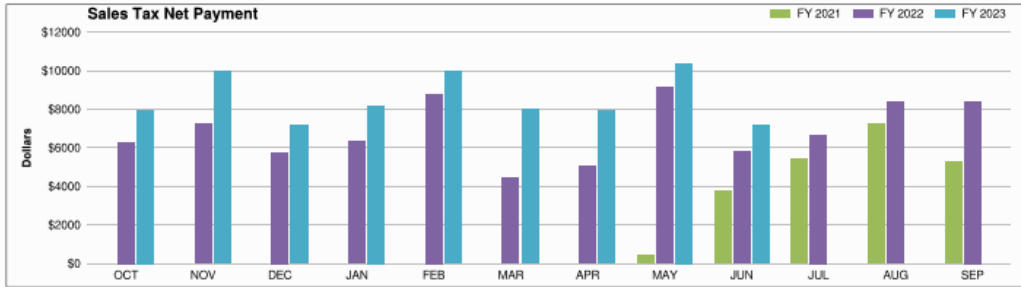
| <b>COLLECTIONS</b>    | <b>Jun-22</b> | <b>Jun-23</b> | <b>Chg. \$<br/>Chg. %</b> | <b>Prior<br/>FYTD</b> | <b>Current<br/>FYTD</b> | <b>Chg. \$<br/>Chg. %</b> |
|-----------------------|---------------|---------------|---------------------------|-----------------------|-------------------------|---------------------------|
| <b>Current Period</b> | <b>5,642</b>  | <b>7,107</b>  | <b>1,464<br/>26.0%</b>    | <b>58,009</b>         | <b>74,026</b>           | <b>16,017<br/>27.6%</b>   |
| Prior Period          | 130           | 39            | (91)<br>-70.2%            | 319                   | 2,325                   | 2,006<br>629.1%           |
| Future Period         | 0             | 0             | 0<br>0.0%                 | 1,076                 | 946                     | (129)<br>-12.0%           |
| Audit                 | 0             | (3)           | (3)<br>-4557.1%           | (45)                  | 28                      | 72<br>-161.5%             |
| Unidentified          | 3             | 5             | 1<br>48.5%                | 28                    | 41                      | 12<br>43.4%               |
| Single Local Tax Rate | 64            | 73            | 9<br>13.6%                | 626                   | 845                     | 219<br>34.9%              |
| <b>TOTAL</b>          | <b>5,840</b>  | <b>7,219</b>  | <b>1,380<br/>23.6%</b>    | <b>60,014</b>         | <b>78,211</b>           | <b>18,197<br/>30.3%</b>   |
| Service Fee           | (117)         | (144)         | (28)<br>23.6%             | (1,200)               | (1,564)                 | (364)<br>30.3%            |
| Current Retained      | (114)         | (142)         | (27)<br>23.6%             | (1,176)               | (1,533)                 | (357)<br>30.3%            |
| Prior Retained        | 184           | 208           | 24<br>13.1%               | 1,166                 | 1,560                   | 394<br>33.8%              |
| <b>NET PAYMENT</b>    | <b>5,793</b>  | <b>7,142</b>  | <b>1,349<br/>23.3%</b>    | <b>58,803</b>         | <b>76,674</b>           | <b>17,870<br/>30.4%</b>   |

### Burnet Co ESD 2 - Sales Tax Net Payment Trend

|             | FISCAL YEAR |           |                  |                  |                  |
|-------------|-------------|-----------|------------------|------------------|------------------|
|             | 2019        | 2020      | 2021             | 2022             | 2023             |
| Oct         |             |           |                  | \$ 6,284         | \$ 7,965         |
| Nov         |             |           |                  | \$ 7,245         | \$ 9,955         |
| Dec         |             |           |                  | \$ 5,758         | \$ 7,155         |
| Jan         |             |           |                  | \$ 6,336         | \$ 8,190         |
| Feb         |             |           |                  | \$ 8,784         | \$ 9,980         |
| Mar         |             |           |                  | \$ 4,411         | \$ 8,004         |
| Apr         |             |           |                  | \$ 5,059         | \$ 7,909         |
| May         |             |           | \$ 406           | \$ 9,132         | \$ 10,373        |
| Jun         |             |           | \$ 3,762         | \$ 5,793         | \$ 7,142         |
| Jul         |             |           | \$ 5,431         | \$ 6,675         |                  |
| Aug         |             |           | \$ 7,257         | \$ 8,397         |                  |
| Sep         |             |           | \$ 5,254         | \$ 8,411         |                  |
| <b>YEAR</b> | <b>\$</b>   | <b>\$</b> | <b>\$ 22,109</b> | <b>\$ 82,287</b> | <b>\$ 76,674</b> |

| Change: FY '23/'22 |       |              |       |
|--------------------|-------|--------------|-------|
| Month              |       | Year-to-Date |       |
| \$                 | %     | \$           | YTD % |
| \$ 1,681           | 26.8% | \$ 1,681     | 26.8% |
| \$ 2,710           | 37.4% | \$ 4,391     | 32.5% |
| \$ 1,397           | 24.3% | \$ 5,788     | 30.0% |
| \$ 1,854           | 29.3% | \$ 7,642     | 29.8% |
| \$ 1,196           | 13.6% | \$ 8,838     | 25.7% |
| \$ 3,593           | 81.5% | \$ 12,431    | 32.0% |
| \$ 2,850           | 56.3% | \$ 15,281    | 34.8% |
| \$ 1,240           | 13.6% | \$ 16,521    | 31.2% |
| \$ 1,349           | 23.3% | \$ 17,870    | 30.4% |

YoY Change      na      na      na      na



**Burnet Co ESD 2  
TOP 30 COMPANIES RANK and CHANGE SUMMARY  
Jun-23**

Fiscal Year: Oct-Sep

| Rank*  | Company                                 | NAICS<br>Key | Prior                                  | Current                                | Change<br>\$  | Change<br>%  | Current                              |
|--|---|--------------|--|--|---------------|--------------|--------------------------------------|
|  |   |              | Fiscal YTD<br>Sales Tax<br>Collections | Fiscal YTD<br>Sales Tax<br>Collections |               |              | Fiscal YTD<br>% Total<br>Collections |
| 1  | AMAZON.COM SERVICES INC (MARKETPLACE)   | 9            |  |  |               |              |                                      |
| 2  | SMS BUCHANAN BUSINESS INC               | 9            |  |  |               |              |                                      |
| 3  | AMAZON.COM SERVICES LLC                 | 9            |  |  |               |              |                                      |
| 4  | BUCHANAN SEPTIC TANKS INC.              | 5            |  |  |               |              |                                      |
| 5  | JIM EACHUS                              | 9            |  |  |               |              |                                      |
| 6  | REVEILLE PEAK RANCH SOLUTIONS LLC       | 21           |  |  |               |              |                                      |
| 7  | REVEILLE PEAK RANCH L.L.C.              | 1            |  |  |               |              |                                      |
| 8  | PEDERNALES ELECTRIC COOPERATIVE INC.    | 3            |  |  |               |              |                                      |
| 9  | UTOPIAFEST LLC                          | 21           |  |  |               |              |                                      |
| 10   | MARK W MARDIS                           | 18           |  |  |               |              |                                      |
| <b>TOP 10 LARGE** COMPANIES</b>                |   |              | <b>35,939</b>                          | <b>51,367</b>                          | <b>15,428</b> | <b>42.9%</b> | <b>65.7%</b>                         |
| 11   | APPLE INC.                              | 5            |  |  |               |              |                                      |
| 12   | NEW CINGULAR WIRELESS PCS LLC           | 12           |  |  |               |              |                                      |
| 13   | EBAY INC.                               | 9            |  |  |               |              |                                      |
| 14   | WASTE MANAGEMENT OF TEXAS INC.          | 18           |  |  |               |              |                                      |
| 15   | DISH NETWORK L.L.C.                     | 12           |  |  |               |              |                                      |
| 16   | MOW PARTNERS LLC                        | 4            |  |  |               |              |                                      |
| 17   | J BAR ENTERPRISES LLC                   | 15           |  |  |               |              |                                      |
| 18   | WAL-MART.COM USA LLC                    | 9            |  |  |               |              |                                      |
| 19   | SOLGEN POWER                            | 4            |  |  |               |              |                                      |
| 20   | BFS GROUP LLC                           | 9            |  |  |               |              |                                      |
| 21   | AQUA SPHERE INC.                        | 8            |  |  |               |              |                                      |
| 22   | BESTBUY.COM LLC                         | 9            |  |  |               |              |                                      |
| 23   | SIRIUS XM RADIO INC.                    | 12           |  |  |               |              |                                      |
| 24   | CELLCO PARTNERSHIP DBA VERIZON WIRELESS | 12           |  |  |               |              |                                      |
| 25   | ARROW ROLL OFFS AND RECYCLING INC.      | 18           |  |  |               |              |                                      |
| 26   | SAFE STEP WALK IN TUB LLC               | 4            |  |  |               |              |                                      |
| 27   | JOHNSON ROOFING INC.                    | 4            |  |  |               |              |                                      |
| 28   | AQUATERRA GROUP LLC                     | 18           |  |  |               |              |                                      |
| 29   | TEXAS TRUCKING COMPANY INCORPORATED     | 10           |  |  |               |              |                                      |
| 30   | THE SHADE STORE LLC                     | 9            |  |  |               |              |                                      |
| <b>TOP 30 LARGE COMPANIES</b>                  |   |              | <b>47,641</b>                          | <b>63,856</b>                          | <b>16,215</b> | <b>34.0%</b> | <b>81.6%</b>                         |
| <b>TOP 100 LARGE COMPANIES</b>                 |   |              | <b>53,972</b>                          | <b>70,175</b>                          | <b>16,203</b> | <b>30.0%</b> | <b>89.7%</b>                         |
| <b>917 OTHER LARGE COMPANIES</b>               |   |              | <b>4,076</b>                           | <b>5,008</b>                           | <b>931</b>    | <b>22.8%</b> | <b>6.4%</b>                          |
| <b>SMALL COMPANIES &amp; OTHER</b>             |   |              | <b>1,339</b>                           | <b>2,183</b>                           | <b>844</b>    | <b>63.0%</b> | <b>2.8%</b>                          |
| <b>SINGLE LOCAL TAX RATE COLLECTIONS (SLT)</b> |   |              | <b>626</b>                             | <b>845</b>                             | <b>219</b>    | <b>34.9%</b> | <b>1.1%</b>                          |
| <b>TOTAL COLLECTIONS</b>                       |   |              | <b>60,014</b>                          | <b>78,211</b>                          | <b>18,197</b> | <b>30.3%</b> | <b>100.0%</b>                        |
| <b>STATE COMPTROLLER FEES</b>                  |   |              | <b>1,211</b>                           | <b>1,538</b>                           | <b>327</b>    | <b>27.0%</b> | <b>2.0%</b>                          |
| <b>NET PAYMENTS</b>                            |   |              | <b>58,803</b>                          | <b>76,674</b>                          | <b>17,870</b> | <b>30.4%</b> | <b>98.0%</b>                         |

\* Ranked by Total of Last Fiscal Year + Current Fiscal YTD  
 \*\* Businesses whose detailed sales tax data is available

Burnet County Emergency Services District No. 2  
FY 2022-2023

**Oct. 23- Sept 24**

|                   |  |                     |
|-------------------|--|---------------------|
| Income            |  |                     |
|                   | Cash Reserves                            |                     |
|                   | Government Contracts                     |                     |
|                   | Local Government Contracts               | \$421,906.00        |
|                   | Total Government Contracts               | \$421,906.00        |
|                   | Sales Tax revenue                        | \$100,000.00        |
|                   | Interest Earned                          | \$90.00             |
|                   | Investments                              |                     |
|                   | Interest-Savings, Short-term CD          | \$800.00            |
|                   | Total Investments                        | \$800.00            |
|                   | Refund                                   | \$170.00            |
|                   | Reimburse Expenses                       |                     |
|                   | <b>Total Income</b>                      | <b>\$565,072.00</b> |
| Expense           |  | \$0.00              |
|                   | Contract Services                        |                     |
|                   | Accounting Fees                          | \$8,500.00          |
|                   | Cassie Volunteer Fire Dept               | \$250,000.00        |
|                   | CVFD-Capital Expenditures                |                     |
|                   | Insurance-Liability & D.O.               | \$1,900.00          |
|                   | Insurance-Workers Compensation           | \$400.00            |
|                   | Legal Fees                               | \$5,000.00          |
|                   | Outside Contract Services                | \$5,000.00          |
|                   | Total Contract Services                  | \$270,800.00        |
|                   | Operations                               |                     |
|                   | Meeting space fees                       | \$0.00              |
|                   | Newspaper Advertisement                  | \$100.00            |
|                   | Postage, Mail Service                    | \$244.00            |
|                   | Total Operations                         | \$344.00            |
|                   | Other Types of Expenses                  |                     |
|                   | Memberships and Dues                     | \$275.00            |
|                   | Other Costs / Laptops/year subscription  | \$3,000.00          |
|                   | Total Other Types of Expenses            | \$3,275.00          |
|                   | Travel and Meetings                      |                     |
|                   | Conference, Convention, Meeting          | \$5,000.00          |
|                   | Travel                                   | \$600.00            |
|                   | Total Travel and Meetings                | \$5,600.00          |
|                   | Capitla Reserve                          | \$120,000.00        |
|                   | Sales Tax Expenditures - Capital expense | \$80,000.00         |
|                   | <b>Total Expense</b>                     | <b>\$480,019.00</b> |
| <b>Net Income</b> |  | <b>\$85,053.00</b>  |