



BURNET COUNTY EMERGENCY SERVICES DISTRICT #2
P.O. BOX 249
BUCHANAN DAM, TEXAS 78609-0249

Minutes (Official) – March 24, 2022

1. (AI)¹ Call meeting to order

(AD)²At 10:02 a.m., March 24, 2022, the Regular Meeting of the Board of Emergency Service Commissioners of Burnet County Emergency Services District No. 2 was called to order by President Richard Bremer at the Cassie Community Center, 3920 RR 690, Burnet, Texas 78611. Notice of this meeting (Enclosure 1) had been previously posted at the Burnet County Courthouse and the Cassie VFD website (www.cassievfd.com), in compliance with the provisions of Chapter 551, Texas Government Code.

2. (AI) Establish a quorum

(AD) Board member in attendance were:

Richard Bremer

Robbie Cheatham

Donna Kiley

John Call

Sharon Barclay



Commissioner Bremer confirmed a quorum was present

3. (AI) Pledge of Allegiance

(AD) The quorum having been established, the Pledge of Allegiance to the United States was rendered with appropriate honors

4. (AI) Invocation

(AD) The Invocation was offered by Commissioner Bremer

¹ AI – Agenda Item

² AD – Action and/or Discussion by BCESD-2Commissioners

5. (AI) Welcome guests

*(AD) Commissioner Bremer welcomed to the meeting:
CVFD Chief Derrick Curtis
Mrs. Laura Schneider, CVFD Treasurer*

6. (AI) Comments from the Board and Public not scheduled on the agenda may speak, however no action can be taken on these items and the Board will not debate the comments at this meeting. Comments regarding specific agenda items should occur when the item is called. There is a 2-minute speaking limit.

(AD) Commissioner Bremer called for comments from the Board or guests.

There was general discussion related to the increasing fuel prices and subsequent potential impact on the operations budget. No action taken, parties monitoring the trends at this time.

7. (AI) Accept minutes from February 24, 2022 meeting

(AD) Commissioner Bremer called for corrections to the February 24, 2022 Meeting Minutes; with no additional changes the Minutes were accepted as presented.

8. (AI) ESD #2 Treasurer Report

(AD) Commissioner Kiley reported that she found an error in the January 2022 report and was making corrections; the report will be presented at the April 2022 meeting.

Commissioner Kiley presented the Treasurer's Report for February 2022.

ESD Account – the balance in the ESD Account is \$476,031.23 which includes \$156,941.80 in CD and \$319,089.43 in Checking. Total expenses for February was \$8.36 for Central Appraisal District, Income was \$75,595.03. (Enclosure 2)

Sales Tax Account -the balance in the Sales Tax Account is \$47,945.02. Expenses for February was \$2500 to HdL Services. Income was \$8785. (Enclosure 3)

Commissioner Bremer called for any questions or discussion; with no further discussion, the Treasurer's Report was accepted as presented.

9. (AI) Discussion and/or action regarding the disbursement of funds

(AD) Commissioner Kiley reported upcoming expenses: Central Appraisal District, SAFE-D Annual Membership, CVFD Quarterly Payment, SCBA's (approved Capital Expense).

10. (AI) Discussion and/or action on purchase of an external hard drive for use by the Secretary for use at meetings and for back-ups of minutes, records, etc.

(AD) Commissioner Bremer presented that Commissioner Barclay had requested authorization to purchase a 4TB External Hard Drive for storage of ESD documents; the cost is approximately \$80-100. Currently, Commissioner Barclay is utilizing a personal External Hard Drive and back-up on the ERS Cloud. Chief Curtis offered to use the CVFD account (non-profit) to purchase the Hard Drive,

Commissioner Cheatham made the motion to authorize the purchase of the External Hard Drive for ESD use; Commissioner Call 2nd; vote was unanimous.

11. Report from the Cassie Volunteer Fire Department.

A. Report of VFD Chief Curtis

- 1. Number of calls.**
- 2. Training, etc.**
- 3. Other department activity or concerns.**

B. Cassie VFD Financial Report

C. Discussion and/or approval of Capital Expenditures for Cassie VFD, if applicable.

- A. *(AD) Chief Curtis reported on CVFD activity for the month of February. CVFD responded to 10 calls –2 EMS/8 Fire. Mutual Aid -6 given, 0 received. Average response time for In-District calls for February is 4.30, Out-of-District is 15.42. Average personnel per call for February was 5.2 (Enclosure 4)*

Chief Curtis reported that the SCBA's should arrive by next Monday, with testing and training to commence. The equipment should be in service by the first week of April. Additionally, the old SCBA's will be sold to a Department in South Texas for a profit of \$4500.

Chief Curtis reported that the Burn Ban was still in effect.

B. (AD) Mrs. Schneider made the CVFD Treasurers Report for February 2022. There was a balance of \$34,235.91 in checking. Expenses for were \$12,855.36, which included vehicle repair, increased fuel, and other expected costs. There was a credit for the Icemaker. YTD Net Income - \$22,238.18 (Enclosure 5)

Mrs. Schneider reported on the CVFD Account – current balance is \$80,673.50; most of the balance is from donations. (Enclosure 6)

C. (AD) SCBA arrivals previously discussed; no new requests.

12. (AI) Reports and input on ESD Policies being worked on:

- A. Operational Reserves**
- B. Financial Oversight**
- C. Exception to having a Quorum**

***Note order presented was C,A,B**

A. (AD) Commissioners Kiley presented a draft of a policy for Operational Reserves; based on recommendations of SAFE-D and TDEM, BCESD #2 will set aside 10% of annual budget as a reserve fund.

Commissioner Call made the motion to accept the Policy for Operational Reserves, 03-24-2022-02; Commissioner Cheatham 2nd; vote was unanimous. (Enclosure 7)

B. (AD) Commissioner Kiley requested to place the draft of the Financial Oversight Policy back on the Agenda in April.

C. (AD) Commissioner Cheatham presented a draft of the policy for Exception to a Quorum; the Policy is in accordance with Texas Local Government Code, Section 418.1102.

Commissioner Call made the motion to accept the Policy for Exception to a Quorum, 03-24-2022-01; Commissioner Barclay 2nd; vote was unanimous. (Enclosure 8)

13. (AI) Administrative update of the Sales Tax Program for ESD #2. Update on reports from the HdL Companies, etc.

(AD) Commissioner Barclay presented information obtained by HdL on Sales Tax statistics. The information provided shows monthly and yearly data. The data reflects the largest Sales Tax contributors and shows trends by company and by Industry. Commissioner Barclay

reported that on review of the data that she is working with the HdL representative to begin a process to capture those not in compliance. (Enclosure 9)

14. (AI) Discussion and/or action concerning the Letter from Burnet County concerning the tower subscription fee for radios and our response and their response to our letter, etc.

(AD) Commissioner Bremer reported that there had been no further communication with Burnet County related to this issue

15. (AI) Calendar of events for April 2022.

- A. Approve Capital Expenditures, if applicable.**
- B. Report completion of annual Cybersecurity training.**
- C. SAFE-D membership – dues.**

(AD) Commissioner Bremer reviewed the Calendar of Events for April 2022. Commissioner Bremer reminded the members of the importance of completion of the required Cybersecurity annual training.

16. (AI) Next meeting, at 10:00 AM on Thursday, April 28 2022

(AD) Commissioner Bremer announced that the next regular meeting will be on Thursday, April 28, 2022 at 10:00 a.m. at the Cassie Community Center.

17. (AI) Adjourn

(AD) With no additional business, the Burnet County Emergency Services District No. 2 March 24, 2022 meeting was adjourned at 10:51 a.m.

Sharon K. Barclay

Sharon K. Barclay
Secretary
Emergency Service District #2
Burnet County
March 24, 2022

Richard Bremer
President
Emergency Service District #2
Burnet County
March 24, 2022



BURNET COUNTY EMERGENCY SERVICES DISTRICT #2
P.O. BOX 249
BUCHANAN DAM, TEXAS 78609-0249

NOTICE OF REGULAR MEETING

In compliance with the provisions of Chapter 551, Texas Government Code, notice is hereby given of a Regular Meeting of the Board of Emergency Services Commissioners of Burnet County Emergency Services District #2, to be held at the Cassie Community Center located at 3920 RR 690, Burnet, Texas, 78611 at 10:00 AM on Thursday, March 24, 2022. This agenda is posted in the Burnet County Courthouse and on the cassievfd.com website.

The following agenda items will be discussed, considered and action taken as appropriate:

AGENDA

1. Call meeting to order. (Bremer)
2. Establish a quorum. (Bremer)
3. Pledge of Allegiance. (Bremer)
4. Invocation. (Bremer)
5. Welcome guests. (Bremer)
6. Comments from the Board and Public not scheduled on the agenda may speak, however no action can be taken on these items and the Board will not debate the comments at this meeting. Comments regarding specific agenda items should occur when the item is called. There is a 2 minute speaking limit.
7. Accept minutes from the February 24, 2022 meeting. (Bremer)
8. ESD #2 Treasurer Report. (Kiley)
9. Discussion and/or action regarding the disbursement of funds. (Kiley)
10. Discussion and/or action on purchase of an external hard drive for use by the Secretary for use at meetings and for back-ups of minutes, records, etc. (Barclay)



BURNET COUNTY EMERGENCY SERVICES DISTRICT #2
P.O. BOX 249
BUCHANAN DAM, TEXAS 78609-0249

11. Report from the Cassie Volunteer Fire Department.
 - A. Report of VFD Chief Curtis
 1. Number of calls.
 2. Training, etc.
 3. Other department activity or concerns.
 - B. Cassie VFD Financial Report (L. Schneider)
 - C. Discussion and/or approval of Capital Expenditures for Cassie VFD, if applicable. (Curtis)
12. Reports and input on ESD Policies being worked on:
 - A. Operational Reserves – Kiley/Call – discuss and/or approve
 - B. Financial Oversight – Kiley/Call – discuss and/or approve
 - C. Exception to having a Quorum – Chestham – discuss and/or approve
13. Administrative update of the Sales Tax Program for ESD #2. Update on reports (on a trial basis) from the HdI Companies, etc. (Barclay)
14. Discussion and/or action concerning the Letter from Burnet County concerning the tower subscription fee for radios and our response and their response to our letter, etc. (Bremer)
15. Calendar of events for April 2022. (Bremer)
 - A. Approve Capital Expenditures, if applicable.
 - B. Report completion of annual Cybersecurity training.
 - C. Safe-d membership – dues.
16. Next meeting, at 10:00 AM on Thursday, April 28, 2022.
17. Adjourn.

Richard Bremer, President

2:46 PM
03/21/22
Cash Basis

Burnet County Emergency Services District #2
Balance Sheet
As of February 28, 2022

	<u>Feb 28, 22</u>
ASSETS	
Current Assets	
Checking/Savings	
Certificate of Deposit 33086	156,941.80
First State Bank of Burnet	319,089.43
Total Checking/Savings	<u>476,031.23</u>
Total Current Assets	<u>476,031.23</u>
TOTAL ASSETS	<u>476,031.23</u>
LIABILITIES & EQUITY	
Equity	
Unrestricted Net Assets	297,942.61
Net Income	178,088.62
Total Equity	<u>476,031.23</u>
TOTAL LIABILITIES & EQUITY	<u>476,031.23</u>

2:05 PM
 03/21/22
 Cash Basis

Burnet County Emergency Services District #2
Profit & Loss Budget vs. Actual
 October 2021 through February 2022

	Oct '21 - Feb 22	Budget	\$ Over Budget
Income			
Cash Reserves	0.00	50,000.00	-50,000.00
Government Contracts			
Local Government Contracts	274,368.68	275,208.00	-839.32
Total Government Contracts	274,368.68	275,208.00	-839.32
Interest Earned	22.66	90.00	-67.34
Investments			
Interest-Savings, Short-term CD	136.83	800.00	-663.17
Total Investments	136.83	800.00	-663.17
Refund	0.00	170.00	-170.00
Reimburse Expenses	8,559.67	8,560.00	-0.33
Total Income	283,087.84	334,828.00	-51,740.16
Expense			
Contract Services			
Accounting Fees	7,325.00	7,200.00	125.00
Cassie Volunteer Fire Dept	92,912.50	185,825.00	-92,912.50
CVFD-Capital Expenditures	0.00	114,175.00	-114,175.00
Insurance-Liability & D.O.	1,510.00	1,572.00	-62.00
Insurance-Workers Compensation	324.00	358.00	-34.00
Legal Fees	51.75	2,500.00	-2,448.25
Outside Contract Services	1,114.97	4,256.00	-3,141.03
Total Contract Services	103,238.22	315,886.00	-212,647.78
Operations			
Meeting space fees	150.00	600.00	-450.00
Newspaper Advertisement	0.00	100.00	-100.00
Postage, Mail Service	0.00	244.00	-244.00
Total Operations	150.00	944.00	-794.00
Other Types of Expenses			
Memberships and Dues	0.00	275.00	-275.00
Other Costs	0.00	1,000.00	-1,000.00
Total Other Types of Expenses	0.00	1,275.00	-1,275.00
Travel and Meetings			
Conference, Convention, Meeting	1,611.00	5,000.00	-3,389.00
Travel	0.00	600.00	-600.00
Total Travel and Meetings	1,611.00	5,600.00	-3,989.00
Total Expense	104,999.22	323,705.00	-218,705.78
Net Income	178,088.62	11,123.00	166,965.62

Burnet County Emergency Services District #2
Profit & Loss Detail
 February 2022

Type	Date	Num	Name	Amount	Balance
Income					
Government Contracts					
Local Government Contracts					
Deposit	02/04/2022		Burnet Central Appr...	47,125.03	47,125.03
Deposit	02/17/2022		Burnet Central Appr...	28,463.18	75,588.21
Total Local Government Contracts				75,588.21	75,588.21
Total Government Contracts				75,588.21	75,588.21
Interest Earned					
Deposit	02/28/2022			6.82	6.82
Total Interest Earned				6.82	6.82
Total Income				75,595.03	75,595.03
Expense					
Contract Services					
Legal Fees					
Deposit	02/04/2022		Burnet Central Appr...	8.36	8.36
Total Legal Fees				8.36	8.36
Total Contract Services				8.36	8.36
Total Expense				8.36	8.36
Net Income				75,586.67	75,586.67

2:14 PM
03/21/22
Accrual Basis

Burnet Cty. ESD#2 Sales Tax
Balance Sheet
As of February 28, 2022

	<u>Feb 28, 22</u>
ASSETS	
Current Assets	
Checking/Savings	
FSB of Burnet - Sales Tax	47,945.02
Total Checking/Savings	<u>47,945.02</u>
Total Current Assets	<u>47,945.02</u>
TOTAL ASSETS	<u>47,945.02</u>
LIABILITIES & EQUITY	
Equity	
Opening Balance Equity	2,500.00
Unrestricted Net Assets	22,092.31
Net Income	23,352.71
Total Equity	<u>47,945.02</u>
TOTAL LIABILITIES & EQUITY	<u>47,945.02</u>

**Burnet Cty. ESD#2 Sales Tax
 Profit & Loss Detail
 October 2021 through February 2022**

Type	Date	Num	Name	Clr	Amount	Balance
Income						
Interest Income						
Deposit	10/31/2021				0.75	0.75
Deposit	11/30/2021				0.73	1.48
Deposit	12/31/2021				0.91	2.39
Deposit	01/31/2022				0.99	3.38
Deposit	02/28/2022				1.09	4.47
Total Interest Income					4.47	4.47
Sales Tax Revenue						
Deposit	10/08/2021		Texas State Compr...		6,284.02	6,284.02
Deposit	11/15/2021		Texas State Compr...		7,245.42	13,529.44
Deposit	12/10/2021		Texas State Compr...		5,758.16	19,287.60
Deposit	01/14/2022		Texas State Compr...		6,336.40	25,624.00
Deposit	02/11/2022				8,783.91	34,407.91
Total Sales Tax Revenue					34,407.91	34,407.91
Total Income					34,412.38	34,412.38
Expense						
HDL Company						
Check	02/24/2022	1004	HDL Company		2,500.00	2,500.00
Total HDL Company					2,500.00	2,500.00
Sales Tax Election Expenses						
Check	10/29/2021	1002	Burnet County ESD ...		1,015.77	1,015.77
Check	10/29/2021	1002	Burnet County ESD ...		816.00	1,831.77
Check	10/29/2021	1002	Burnet County ESD ...		1,000.00	2,831.77
Check	10/29/2021	1002	Burnet County ESD ...		2,500.00	5,331.77
Check	10/29/2021	1001	void		0.00	5,331.77
Check	12/16/2021	1003	Burnet County ESD ...		3,227.90	8,559.67
Total Sales Tax Election Expenses					8,559.67	8,559.67
Total Expense					11,059.67	11,059.67
Net Income					23,352.71	23,352.71

Cassie VFD/ Burnet ESD 2

Burnet, TX

This report was generated on 3/21/2022 10:59:17 AM



Incident Statistics

Zone(s): All Zones | Start Date: 02/01/2022 | End Date: 02/28/2022

INCIDENT COUNT			
INCIDENT TYPE		# INCIDENTS	
EMS		2	
FIRE		8	
TOTAL		10	
TOTAL TRANSPORTS (N2 and N3)			
APPARATUS	# of APPARATUS TRANSPORTS	# of PATIENT TRANSPORTS	TOTAL # of PATIENT CONTACTS
4490	0	0	1
C-60	0	0	1
TOTAL	0	0	2
PRE-INCIDENT VALUE		LOSSES	
\$0.00		\$0.00	
CO CHECKS			
TOTAL			
MUTUAL AID			
Aid Type		Total	
Aid Given		6	
OVERLAPPING CALLS			
# OVERLAPPING		% OVERLAPPING	
0		0	
LIGHTS AND SIREN - AVERAGE RESPONSE TIME (Dispatch to Arrival)			
Station	EMS	FIRE	
Cassie VFD-Elms Station	0:02:37	0:21:06	
AVERAGE FOR ALL CALLS		0:12:24	
LIGHTS AND SIREN - AVERAGE TURNOUT TIME (Dispatch to Enroute)			
Station	EMS	FIRE	
Cassie VFD-Elms Station	0:00:06	0:01:26	
AVERAGE FOR ALL CALLS		0:00:47	
AGENCY		AVERAGE TIME ON SCENE (MM:SS)	
Cassie VFD/ Burnet ESD 2		81:00	

Only Reviewed Incidents included. EMS for Incident counts includes only 300 to 399 Incident Types. All other incident types are counted as FIRE. CO Checks only includes Incident Types: 424, 736 and 734. # Apparatus Transports = # of incidents where apparatus transported. # Patient Transports = All patients transported by EMS. # Patient Contacts = # of PCR contacted by apparatus. This report now returns both NEMSIS 2 & 3 data as appropriate. For overlapping calls that span over multiple days, total per month will not equal Total count for year.



Cassie VFD/ Burnet ESD 2

Burnet, TX

This report was generated on 3/21/2022 10:59:34 AM




Incident Statistics

Zone(s): All Zones | Start Date: 01/01/2022 | End Date: 02/28/2022

INCIDENT COUNT			
INCIDENT TYPE		# INCIDENTS	
EMS		15	
FIRE		15	
TOTAL		30	
TOTAL TRANSPORTS (N2 and N3)			
APPARATUS	# of APPARATUS TRANSPORTS	# of PATIENT TRANSPORTS	TOTAL # of PATIENT CONTACTS
4490	0	0	1
C-60	0	0	11
TOTAL	0	0	12
PRE-INCIDENT VALUE		LOSSES	
\$0.00		\$0.00	
CO CHECKS			
TOTAL			
MUTUAL AID			
Aid Type	Total		
Aid Given	8		
OVERLAPPING CALLS			
# OVERLAPPING	% OVERLAPPING		
0	0		
LIGHTS AND SIREN - AVERAGE RESPONSE TIME (Dispatch to Arrival)			
Station	EMS	FIRE	
Cassie VFD-Elms Station	0:06:44	0:18:19	
AVERAGE FOR ALL CALLS		0:09:55	
LIGHTS AND SIREN - AVERAGE TURNOUT TIME (Dispatch to Enroute)			
Station	EMS	FIRE	
Cassie VFD-Elms Station	0:02:08	0:01:09	
AVERAGE FOR ALL CALLS		0:01:32	
AGENCY	AVERAGE TIME ON SCENE (MM:SS)		
Cassie VFD/ Burnet ESD 2	46:55		

Only Reviewed Incidents included. EMS for Incident counts includes only 300 to 399 Incident Types. All other incident types are counted as FIRE. CO Checks only includes Incident Types: 424, 736 and 734. # Apparatus Transports = # of incidents where apparatus transported. # Patient Transports = All patients transported by EMS. # Patient Contacts = # of PCR contacted by apparatus. This report now returns both NEMSIS 2 & 3 data as appropriate. For overlapping calls that span over multiple days, total per month will not equal Total count for year.



Cassie VFD/ Burnet ESD 2

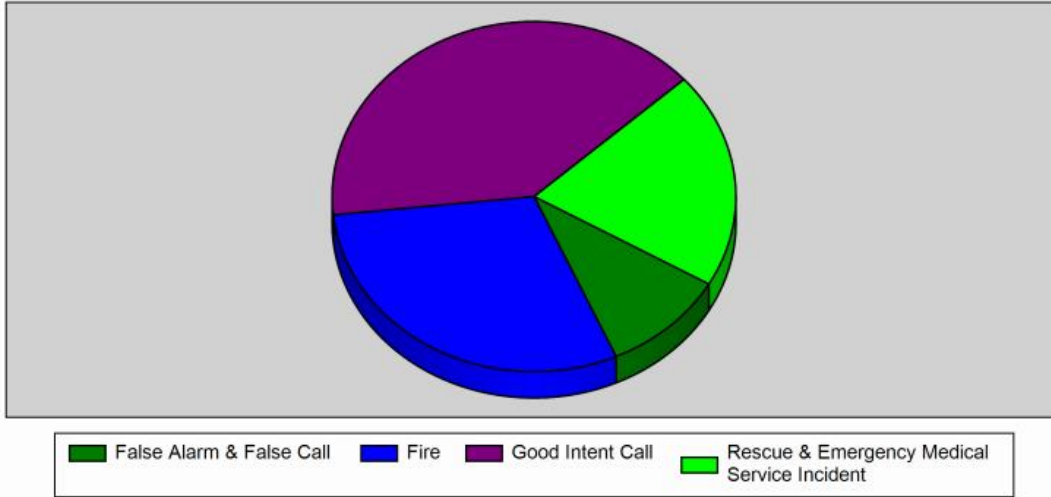
Burnet, TX

This report was generated on 3/21/2022 11:00:00 AM



Major Incident Types by Month for Date Range

Start Date: 02/01/2022 | End Date: 02/28/2022



INCIDENT TYPE	FEB	TOTAL
False Alarm & False Call	1	1
Fire	3	3
Good Intent Call	4	4
Rescue & Emergency Medical Service Incident	2	2
Total	10	10

Only REVIEWED incidents included

Cassie VFD/ Burnet ESD 2

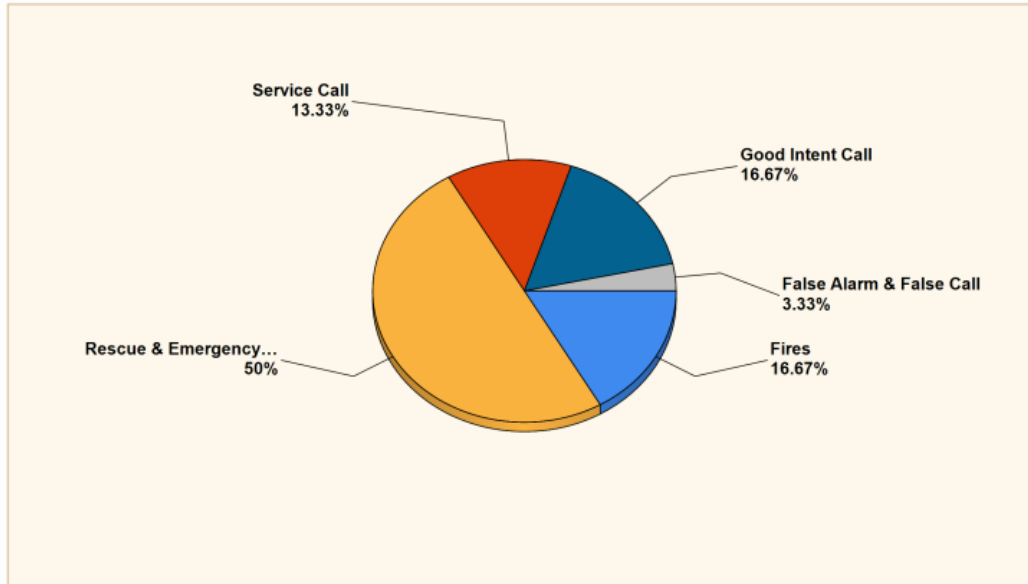
Burnet, TX

This report was generated on 3/21/2022 11:00:30 AM



Breakdown by Major Incident Types for Date Range

Zone(s): All Zones | Start Date: 01/01/2022 | End Date: 02/28/2022



MAJOR INCIDENT TYPE	# INCIDENTS	% of TOTAL
Fires	5	16.67%
Rescue & Emergency Medical Service	15	50%
Service Call	4	13.33%
Good Intent Call	5	16.67%
False Alarm & False Call	1	3.33%
TOTAL	30	100%

Detailed Breakdown by Incident Type		
INCIDENT TYPE	# INCIDENTS	% of TOTAL
143 - Grass fire	5	16.67%
321 - EMS call, excluding vehicle accident with injury	14	46.67%
324 - Motor vehicle accident with no injuries.	1	3.33%
550 - Public service assistance, other	1	3.33%
561 - Unauthorized burning	3	10%
611 - Dispatched & cancelled en route	3	10%
622 - No incident found on arrival at dispatch address	2	6.67%
714 - Central station, malicious false alarm	1	3.33%
TOTAL INCIDENTS:	30	100%

Only REVIEWED and/or LOCKED IMPORTED incidents are included. Summary results for a major incident type are not displayed if the count is zero.



emergencyreporting.com
Doc Id: 553
Page # 1 of 2

Cassie VFD/ Burnet ESD 2

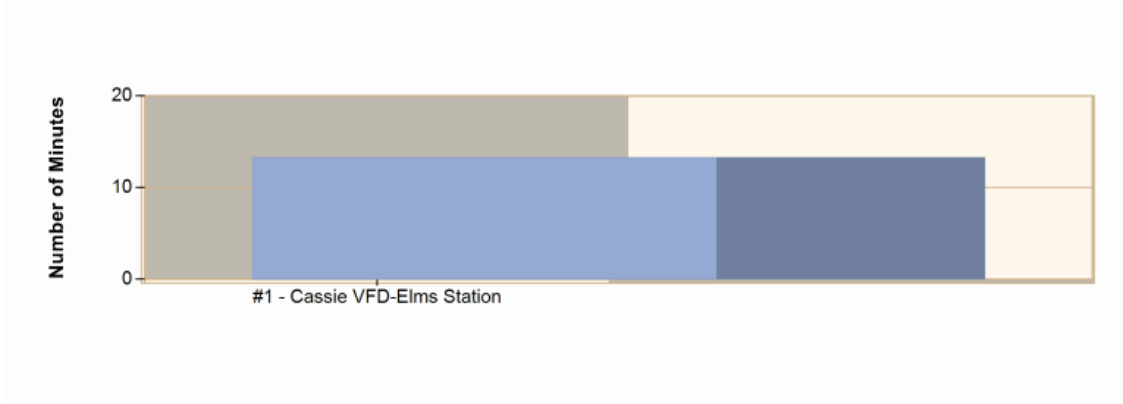
Burnet, TX

This report was generated on 3/21/2022 11:01:03 AM



Average Response Time per Station for Date Range

Start Date: 02/01/2022 | End Date: 02/28/2022



STATION	AVERAGE RESPONSE MM:SS (Dispatch to Arrived)
#1 - Cassie VFD-Elms Station	13:16

Average Response Time per Station for Date Range

Start Date: 01/01/2022 | End Date: 02/28/2022

STATION	AVERAGE RESPONSE MM:SS (Dispatch to Arrived)
#1 - Cassie VFD-Elms Station	9:28

AVERAGE RESPONSE TIME calculated from the average time difference between DISPATCH and ARRIVED times on Basic Info 4. Only REVIEWED incidents included.



emergencyreporting.com
Doc Id: 56
Page # 1 of 1

Cassie VFD/ Burnet ESD 2

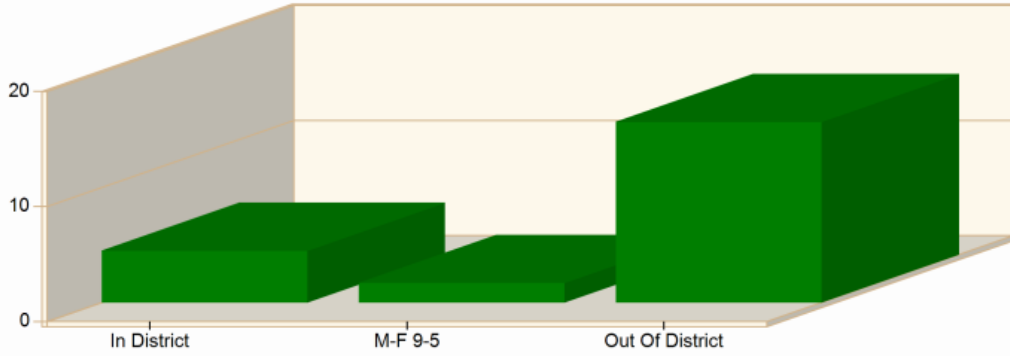
Burnet, TX

This report was generated on 3/21/2022 11:01:41 AM



Incident Average Response Time per Shift for Date Range

Start Date: 02/01/2022 | End Date: 02/28/2022



SHIFT	AVERAGE RESPONSE TIME (min) (Dispatch to Arrived)	CALLS
In District	4:30	1
M-F 9-5	1:42	3
Out Of District	15:42	5
Total Number of Calls:		9

Incident Average Response Time per Shift for Date Range

Start Date: 01/01/2022 | End Date: 02/28/2022

SHIFT	AVERAGE RESPONSE TIME (min) (Dispatch to Arrived)	CALLS
In District	5:23	14
M-F 9-5	3:05	8
Out Of District	16:00	7
Total Number of Calls:		29

Incident Average Response Time calculated from Dispatch to first arriving unit apparatus Arrived time. Only Reviewed incidents are included. Incidents that are Cancelled with no apparatus actually arriving are not part of the incident count.



Cassie VFD/ Burnet ESD 2

Burnet, TX

This report was generated on 3/21/2022 11:03:33 AM



Incidents per Zone for Date Range

Start Date: 02/01/2022 | End Date: 02/28/2022

INCIDENT NUMBER	INCIDENT TYPE	DATE	LOCATION	APPARATUS
ZONE: 01 - Cassie				
2022-2200021	714 - Central station, malicious false alarm	02/11/2022	120 Lasso Loop	E-21
2022-2200022	321 - EMS call, excluding vehicle accident with injury	02/13/2022	402 NORTH CHAPARRAL	4490,B-50
2022-2200025	622 - No incident found on arrival at dispatch address	02/16/2022	105 AGARITA DR	C-60
Total # Incidents for 01:				3
ZONE: 24 - Big Chief RV Park				
2022-2200028	321 - EMS call, excluding vehicle accident with injury	02/24/2022	1420 FM 690	4490,B-51,C-60
Total # Incidents for 24:				1
ZONE: 28 - OOD- Burnet VFD				
2022-2200023	143 - Grass fire	02/13/2022	6100 FM 1478	B-50,C-60,T-40
2022-2200024	611 - Dispatched & cancelled en route	02/14/2022	301 CEDAR BREAK LN	B-50
2022-2200030	622 - No incident found on arrival at dispatch address	02/28/2022	117 LAKEVIEW DR	B-50
Total # Incidents for 28:				3
ZONE: 29 - OOD- CI Burnet FD				
2022-2200027	143 - Grass fire	02/22/2022	1527 CR 330	B-51,T-40
Total # Incidents for 29:				1
ZONE: 30 - OOD- Hoover Valley VFD				
2022-2200026	611 - Dispatched & cancelled en route	02/19/2022	1405 cr 118	4490
Total # Incidents for 30:				1
ZONE: 42 - OOD- Bertram VFD				
2022-2200029	143 - Grass fire	02/27/2022	7221 CR 200	B-50,T-40
Total # Incidents for 42:				1
TOTAL # INCIDENTS:				10

Only REVIEWED incidents included. Archived Zones cannot be unarchived.

Cassie VFD/ Burnet ESD 2

Burnet, TX

This report was generated on 3/21/2022 11:03:54 AM



Incidents per Zone for Date Range

Start Date: 01/01/2022 | End Date: 02/28/2022

INCIDENT NUMBER	INCIDENT TYPE	DATE	LOCATION	APPARATUS
ZONE: 28 - OOD- Burnet VFD				
2022-2200008	143 - Grass fire	01/14/2022	2009 Carpenter LOOP	B-50,T-40
2022-2200023	143 - Grass fire	02/13/2022	6100 FM 1478	B-50,C-60,T-40
2022-2200024	611 - Dispatched & cancelled en route	02/14/2022	301 CEDAR BREAK LN	B-50
2022-2200030	622 - No incident found on arrival at dispatch address	02/28/2022	117 LAKEVIEW DR	B-50
Total # Incidents for 28:				4
ZONE: 29 - OOD- CI Burnet FD				
2022-2200027	143 - Grass fire	02/22/2022	1527 CR 330	B-51,T-40
Total # Incidents for 29:				1
ZONE: 30 - OOD- Hoover Valley VFD				
2022-2200001	611 - Dispatched & cancelled en route	01/03/2022	602 CR 118B	C-60
2022-2200026	611 - Dispatched & cancelled en route	02/19/2022	1405 cr 118	4490
Total # Incidents for 30:				2
ZONE: 42 - OOD- Bertram VFd				
2022-2200029	143 - Grass fire	02/27/2022	7221 CR 200	B-50,T-40
Total # Incidents for 42:				1
TOTAL # INCIDENTS:				8

Only REVIEWED incidents included. Archived Zones cannot be unarchived.



emergencyreporting.com
Doc Id: 380
Page # 1 of 2

Minutes
BCESD #2
March 24, 2022
Page 21 of 35

5:55 PM
03/13/22
Cash Basis

Cassie Volunteer Fire Department
Balance Sheet
As of February 28, 2022

	Feb 28, 22
ASSETS	
Current Assets	
Checking/Savings	
1010 · CASSIE VFD-ESD2	34,235.91
Total Checking/Savings	34,235.91
Total Current Assets	34,235.91
Fixed Assets	
1410 · Land	13,820.69
1420 · Furniture & Fixtures	18,123.07
1430 · Vehicles & Equipment	1,135,402.39
1440 · EMS Equipment	5,037.56
1450 · Communication Equipment	103,956.55
1460 · Buildings	111,750.42
1510 · Accumulated Depreciation	-971,645.11
Total Fixed Assets	416,445.57
Other Assets	
1090 · Transfers (In/Out)	70,000.00
Total Other Assets	70,000.00
TOTAL ASSETS	520,681.48
LIABILITIES & EQUITY	
Liabilities	
Current Liabilities	
Other Current Liabilities	
2010 · Employer & Emp. Payroll Tax	1,047.17
Total Other Current Liabilities	1,047.17
Total Current Liabilities	1,047.17
Total Liabilities	1,047.17
Equity	
3010 · Unrestricted Net Assets-Ret.Ern	497,396.13
Net Income	22,238.18
Total Equity	519,634.31
TOTAL LIABILITIES & EQUITY	520,681.48

6:11 PM
 03/13/22
 Cash Basis

**Cassie Volunteer Fire Department
 Profit & Loss Budget vs. Actual
 October 2021 through February 2022**

	Oct '21 - Feb 22	Budget	\$ Over Budget
Income			
4000 · Income			
4005 · ESD payments	92,912.50	185,824.75	-92,912.25
Total 4000 · Income	92,912.50	185,824.75	-92,912.25
Total Income	92,912.50	185,824.75	-92,912.25
Expense			
5000 · ADMINISTRATIVE			
5005 · Accounting	885.00	1,500.00	-615.00
5010 · Legal Services	0.00	100.00	-100.00
5015 · Meetings	205.10	300.00	-94.90
5020 · Office Equipment/Maint.	1,018.96	258.00	760.96
5025 · Office Supplies	159.77	1,000.00	-840.23
5030 · Printer Supplies	0.00	300.00	-300.00
5035 · Shipping/Postage/PO Box Rental	58.00	150.00	-92.00
5040 · Subscrptn/Dues/Membrshp/RecMgmt	2,939.18	5,000.00	-2,060.82
5042 · Record Mgmt Systems-ER,PC,CAD	2,219.00	4,000.00	-1,781.00
5045 · Travel Allowance	0.00	100.00	-100.00
5050 · Uniforms (Caps and Shirts)	0.00	4,000.00	-4,000.00
5055 · Printing Services	0.00	100.00	-100.00
5060 · Banking/SftyDepBox/Chks/BkgdCks	20.00	100.00	-80.00
5070 · Replen Petty Cash/Toll Charges	0.00	350.00	-350.00
5076 · RECRUITMENT & RETENTION	3,380.60	10,200.00	-6,819.40
Total 5000 · ADMINISTRATIVE	10,885.61	27,458.00	-16,572.39
5200 · PAID POSITION			
5205 · Base Salary	22,634.59	53,500.00	-30,865.41
5215 · CVFD SS & Medicare Tax Match	1,731.51	4,092.75	-2,361.24
Total 5200 · PAID POSITION	24,366.10	57,592.75	-33,226.65
5300 · BUILDING AND GROUNDS			
5305 · Botanical Supplies	0.00	50.00	-50.00
5310 · Janitorial Supplies	138.56	200.00	-61.44
5320 · Repairs and Maintenance	279.72	3,000.00	-2,720.28
5325 · Furn&YardEquip Repl/Rep/New	717.96	1,000.00	-282.04
5330 · Electrical Service	1,012.98	3,750.00	-2,737.02
5335 · Telephone Service	1,307.02	4,600.00	-3,292.98
Total 5300 · BUILDING AND GROUNDS	3,456.24	12,600.00	-9,143.76
5600 · COMMUNICATIONS			
5605 · Batteries, Clips, Acc.	34.20	500.00	-465.80
5615 · Non-Warranty Repair	0.00	300.00	-300.00
5620 · Digital Radio and Pagers	0.00	500.00	-500.00
Total 5600 · COMMUNICATIONS	34.20	1,300.00	-1,265.80
6600 · INSURANCE			
6605 · Building and Property	1,890.00	4,500.00	-2,610.00
6610 · Vehicle	4,230.00	9,600.00	-5,370.00
6615 · Personnel Coverage	9,701.00	12,240.00	-2,539.00
Total 6600 · INSURANCE	15,821.00	26,340.00	-10,519.00
7000 · OPERATIONS			
7007 · CAD-Computer Aided Dispatch	0.00	4,700.00	-4,700.00
7010 · Fuel-Vehicle and Equipment	0.00	250.00	-250.00
7012 · Fuelman-Vehicles & Equipment	2,445.36	4,530.00	-2,084.64
7015 · Equipment Maint/Repr-Vendor	0.00	500.00	-500.00
7020 · Fire Extinguisher Test/Repr	284.15	300.00	-15.85
7025 · Fire Suppressant Supplies	0.00	5,000.00	-5,000.00
7030 · First Responder Supplies	1,162.29	3,300.00	-2,137.71
7035 · Ladder, Pump & Hose Testing	0.00	3,000.00	-3,000.00
7040 · Minor Tools	0.00	150.00	-150.00
7045 · Veh/Epmt Lights-Decals-Safety	675.16	100.00	575.16
7050 · Personal Protect Equip-PPE	178.69	4,000.00	-3,821.31
7055 · PPE Testing/Cleaning/Repair	0.00	500.00	-500.00

Cassie Volunteer Fire Department
Profit & Loss by Class
 October 2021 through February 2022

	ESD	FD	FDE	TOTAL
Income				
4000 · Income				
4005 · ESD payments	61,131.10	0.00	31,781.40	92,912.50
Total 4000 · Income	61,131.10	0.00	31,781.40	92,912.50
Total Income	61,131.10	0.00	31,781.40	92,912.50
Expense				
5000 · ADMINISTRATIVE				
5005 · Accounting	250.00	100.00	535.00	885.00
5015 · Meetings	205.10	0.00	0.00	205.10
5020 · Office Equipment/Maint.	1,018.96	0.00	0.00	1,018.96
5025 · Office Supplies	159.77	0.00	0.00	159.77
5035 · Shipping/Postage/PO Box Rental	58.00	0.00	0.00	58.00
5040 · Subscrptn/Dues/Membrshp/RecMgmt	2,939.18	0.00	0.00	2,939.18
5042 · Record Mgmt Systems-ER,PC,CAD	2,219.00	0.00	0.00	2,219.00
5060 · Banking/SftyDepBox/Chks/BkgdCks	20.00	0.00	0.00	20.00
5076 · RECRUITMENT & RETENTION	3,380.60	0.00	0.00	3,380.60
Total 5000 · ADMINISTRATIVE	10,250.61	100.00	535.00	10,885.61
5200 · PAID POSITION				
5205 · Base Salary	0.00	0.00	22,634.59	22,634.59
5215 · CVFD SS & Medicare Tax Match	0.00	0.00	1,731.51	1,731.51
Total 5200 · PAID POSITION	0.00	0.00	24,366.10	24,366.10
5300 · BUILDING AND GROUNDS				
5310 · Janitorial Supplies	138.56	0.00	0.00	138.56
5320 · Repairs and Maintenance	279.72	0.00	0.00	279.72
5325 · Furn&YardEquip Repl/Rep/New	799.99	-82.03	0.00	717.96
5330 · Electrical Service	1,012.98	0.00	0.00	1,012.98
5335 · Telephone Service	1,307.02	0.00	0.00	1,307.02
Total 5300 · BUILDING AND GROUNDS	3,538.27	-82.03	0.00	3,456.24
5600 · COMMUNICATIONS				
5605 · Batteries, Clips, Acc.	34.20	0.00	0.00	34.20
Total 5600 · COMMUNICATIONS	34.20	0.00	0.00	34.20
6600 · INSURANCE				
6605 · Building and Property	1,890.00	0.00	0.00	1,890.00
6610 · Vehicle	4,230.00	0.00	0.00	4,230.00
6615 · Personnel Coverage	9,701.00	0.00	0.00	9,701.00
Total 6600 · INSURANCE	15,821.00	0.00	0.00	15,821.00
7000 · OPERATIONS				
7012 · Fuelman-Vehicles & Equipment	2,445.36	0.00	0.00	2,445.36
7020 · Fire Extinguisher Test/Repr	284.15	0.00	0.00	284.15
7030 · First Responder Supplies	1,162.29	0.00	0.00	1,162.29
7045 · Veh/Epmt Lights-Decals-Safety	675.16	0.00	0.00	675.16
7050 · Personal Protect Equip-PPE	178.69	0.00	0.00	178.69
7060 · Rehabilitation Supplies	25.00	0.00	0.00	25.00
7070 · SCBA Testing/Hydro/FaceMsk/Pack	60.08	0.00	0.00	60.08
7072 · SCBA MAINTENANCE & REPAIR	166.54	0.00	0.00	166.54
7080 · Vehicle Maintenance/Repair	529.52	0.00	0.00	529.52
7085 · Vehicle Maint/Repr(Vendor)	5,900.33	0.00	0.00	5,900.33
Total 7000 · OPERATIONS	11,427.12	0.00	0.00	11,427.12
8000 · TRAINING				
8005 · AED, CPR, First Aid	99.96	0.00	0.00	99.96
8020 · Training -VENDOR	3,491.55	0.00	0.00	3,491.55
8022 · Training-Certification&Testing	87.17	0.00	0.00	87.17
8025 · Per Diem Travel/Lodging	358.00	0.00	0.00	358.00
8035 · Educational Supplies	647.37	0.00	0.00	647.37
Total 8000 · TRAINING	4,684.05	0.00	0.00	4,684.05

6:04 PM
03/13/22
Cash Basis

Cassie Volunteer Fire Department
Profit & Loss by Class
October 2021 through February 2022

	<u>ESD</u>	<u>FD</u>	<u>FDE</u>	<u>TOTAL</u>
Total Expense	<u>45,755.25</u>	<u>17.97</u>	<u>24,901.10</u>	<u>70,674.32</u>
Net Income	<u>15,375.85</u>	<u>-17.97</u>	<u>6,880.30</u>	<u>22,238.18</u>

6:00 PM
 03/13/22
 Accrual Basis

**Cassie Volunteer Fire Department
 Profit & Loss Detail
 February 2022**

Date	Name	Memo	Class	Amount
Income				
Expense				
5000 · ADMINISTRATIVE				
5005 · Accounting				
02/13/2022	Chase Card Serv...	Taber & Burnett - payroll processing for Jan, Feb, Mar 2022 for ...	FDE	250.00
02/13/2022	Chase Card Serv...	Taber & Burnett - For Tax Preparation and electronic filing for ...	ESD	250.00
Total 5005 · Accounting				500.00
5025 · Office Supplies				
02/13/2022	Chase Card Serv...	Apple-cloud storage for reports-no receipt	ESD	0.99
02/13/2022	Chase Card Serv...	Office Depot-2-5ream packs of copy paper and 1 packet of larg...	ESD	60.97
Total 5025 · Office Supplies				61.96
5040 · Subscrptn/Dues/Membrshp/RecMgmt				
02/13/2022	Chase Card Serv...	YMCA January 2022 membership for Shields-senior single	ESD	30.00
02/13/2022	Chase Card Serv...	YMCA-January 2022 membership for Herwig-senior couple	ESD	40.00
02/13/2022	Chase Card Serv...	YMCA-January 2022 membership for Lee-senior couple	ESD	40.00
02/13/2022	Chase Card Serv...	YMCA January 2022 membership for Sanchez - couple	ESD	49.00
02/13/2022	Chase Card Serv...	YMCA January 2022 membership for Kelley-family	ESD	58.00
02/13/2022	Chase Card Serv...	YMCA January 2022 membership for Curtis-family	ESD	58.00
02/13/2022	Chase Card Serv...	YMCA February 2022 membership for Shields-senior single-not...	ESD	32.00
02/13/2022	Chase Card Serv...	YMCA February 2022 membership for Herwig-senior couple-no...	ESD	42.00
02/13/2022	Chase Card Serv...	YMCA February 2022 membership for Lee-senior couple-note i...	ESD	42.00
02/13/2022	Chase Card Serv...	YMCA February 2022 membership for Sanchez-couple-note in...	ESD	52.00
02/13/2022	Chase Card Serv...	YMCA February 2022 membership for Kelley-family-note increa...	ESD	61.00
02/13/2022	Chase Card Serv...	YMCA February 2022 membership for Curtis-family-note increa...	ESD	61.00
Total 5040 · Subscrptn/Dues/Membrshp/RecMgmt				565.00
5076 · RECRUITMENT & RETENTION				
02/13/2022	Chase Card Serv...	All Hands Fire-solas reflective kit, sar visor and exfit sar for new ...	ESD	400.97
Total 5076 · RECRUITMENT & RETENTION				400.97
Total 5000 · ADMINISTRATIVE				1,527.93
5200 · PAID POSITION				
5205 · Base Salary				
02/08/2022	Derrick R Curtis	Salary-payroll for period beginning 1-31-2021 and ending 2-11-2...	FDE	2,057.69
02/20/2022	Derrick R Curtis	Salary - payroll for period beginning 2-14-22 and ending 2-24-22...	FDE	2,057.69
Total 5205 · Base Salary				4,115.38
5215 · CVFD SS & Medicare Tax Match				
02/08/2022	Derrick R Curtis	payroll for period beginning 1-31-2021 and ending 2-11-2022	FDE	157.41
02/20/2022	Derrick R Curtis	payroll for period beginning 2-14-22 and ending 2-24-22	FDE	157.41
Total 5215 · CVFD SS & Medicare Tax Match				314.82
Total 5200 · PAID POSITION				4,430.20
5300 · BUILDING AND GROUNDS				
5310 · Janitorial Supplies				
02/13/2022	Chase Card Serv...	Amzn-1-pack of 12 giant rolls of paper towels	ESD	31.90
Total 5310 · Janitorial Supplies				31.90
5325 · Furn&YardEquip Repl/Rep/New				
02/01/2022	Tri-Point Refriger...	Inv# TRI-12728-for new KYF0250A-161B KoolAire Undercounte...	FD	3,449.55
02/13/2022	Chase Card Serv...	Therstore-credit for ice maker ordered and paid for with FD fun...	FD	-3,531.58
Total 5325 · Furn&YardEquip Repl/Rep/New				-82.03
5330 · Electrical Service				
02/15/2022	PEC	Acct#-3000098825-stmt for period 12-19-2021 -- 1-19-2022	ESD	275.75
Total 5330 · Electrical Service				275.75
5335 · Telephone Service				
02/13/2022	Chase Card Serv...	Vzwriss-phone and internet for period 12-11-2021 --1-10-2022	ESD	326.59

6:00 PM
 03/13/22
 Accrual Basis

**Cassie Volunteer Fire Department
 Profit & Loss Detail
 February 2022**

Date	Name	Memo	Class	Amount
Total 5335 · Telephone Service				326.59
Total 5300 · BUILDING AND GROUNDS				552.21
7000 · OPERATIONS				
7012 · Fuelman-Vehicles & Equipment				
02/11/2022	Fuelman	1-3-22-4460-regular and 1 call	ESD	53.44
02/11/2022	Fuelman	1-10-22-4460-4 calls	ESD	57.43
02/11/2022	Fuelman	1-19-22-4460-3 calls	ESD	53.70
02/11/2022	Fuelman	1-25-22-4460-3 calls	ESD	30.19
02/11/2022	Fuelman	1-31-22-4460-7 calls	ESD	55.10
02/11/2022	Fuelman	1-14-22-4450-pump - 2 calls-1fire call	ESD	9.21
02/11/2022	Fuelman	1-14-22-4440-regular and 1 fire call	ESD	62.17
02/11/2022	Fuelman	1-14-22-4450-1 fire call	ESD	84.16
02/11/2022	Fuelman	1-25-22-4450-regular and 1 call	ESD	74.20
02/11/2022	Fuelman	Laura wrote check for the incorrect amount.(Bill was \$479.60) ...	ESD	-11.63
Total 7012 · Fuelman-Vehicles & Equipment				467.97
7030 · First Responder Supplies				
02/13/2022	Chase Card Serv...	Amzn-1 pack of 200 4x4 sponges, 2 rolls of paper tape, 50-3x8 ...	ESD	25.75
02/13/2022	Chase Card Serv...	Amzn-1 box of 144 .9 gram packets of bactracin ointment for ev...	ESD	15.58
02/13/2022	Chase Card Serv...	Choice Medical - refill /exchnage 2 D Tanks of Oxygen	ESD	40.00
Total 7030 · First Responder Supplies				81.33
7060 · Rehabilitation Supplies				
02/13/2022	Chase Card Serv...	Longhorn Grocer- 10-8lb bags of ice for rehab	ESD	12.50
Total 7060 · Rehabilitation Supplies				12.50
7072 · SCBA MAINTENANCE & REPAIR				
02/13/2022	Chase Card Serv...	Max Air-need receipt and details	ESD	166.54
Total 7072 · SCBA MAINTENANCE & REPAIR				166.54
7080 · Vehicle Maintenance/Repair				
02/11/2022	DACO Fire Equi...	Inv#27291-84" stainless door hinge for #4421 for seing out door...	ESD	98.51
02/13/2022	Chase Card Serv...	NAPA-Air Brake Hose for E2-#4421	ESD	4.36
02/13/2022	Chase Card Serv...	AMZN-12 Volt battery trickle charger and cables for 4460	ESD	24.99
02/13/2022	Chase Card Serv...	Hannay Reels-need receipt and details	ESD	114.19
Total 7080 · Vehicle Maintenance/Repair				242.05
7085 · Vehicle Maint/Repr(Vendor)				
02/13/2022	Chase Card Serv...	Chevrolet Buick - 4460 new water pump-warranty item, also nee...	ESD	745.96
02/13/2022	Chapman Wreck...	Inv#CVFD21422-hook up and towing charge for T1-#4440-that ...	ESD	897.50
02/22/2022	Doggett Freightli...	Labor-Service Order-R105000496-Test and replaced Transmissi...	ESD	616.00
02/22/2022	Doggett Freightli...	Parts-Service Order-R105000496-Test and replaced Transmissi...	ESD	973.64
02/22/2022	Doggett Freightli...	Kyrish Truck Centers-additional labor and testing for the Transmi...	ESD	646.88
Total 7085 · Vehicle Maint/Repr(Vendor)				3,879.98
Total 7000 · OPERATIONS				4,850.37
8000 · TRAINING				
8020 · Training -VENDOR				
02/13/2022	Chase Card Serv...	Jones & Barlett-tax credit for EMT manuals and text books for C...	ESD	-9.90
02/13/2022	Chase Card Serv...	Paypal-EMS Academy-EMT class for C. Kelley	ESD	1,374.69
02/13/2022	Chase Card Serv...	Jones & Barlett - books nd manuals for EMT class for C. Kelley	ESD	129.86
Total 8020 · Training -VENDOR				1,494.65
Total 8000 · TRAINING				1,494.65
Total Expense				12,855.36
Net Income				-12,855.36

6:15 PM
03/13/22
Accrual Basis

Cassie Volunteer Fire Dept. & EMS
Balance Sheet
As of February 28, 2022

	Feb 28, 22
ASSETS	
Current Assets	
Checking/Savings	
1010 - FSB of Burnet - 68007	80,673.50
Total Checking/Savings	80,673.50
Total Current Assets	80,673.50
Other Assets	
1090 - Transfers (In/Out)	-70,000.00
Total Other Assets	-70,000.00
TOTAL ASSETS	10,673.50
LIABILITIES & EQUITY	
Equity	
3010 - Unrestricted Net Assets	-95.66
Net Income	10,769.16
Total Equity	10,673.50
TOTAL LIABILITIES & EQUITY	10,673.50



BURNET COUNTY EMERGENCY SERVICES DISTRICT #2
P. O. BOX 249
BUCHANAN DAM, TEXAS 78609-0249

**BURNET COUNTY EMERGENCY SERVICES DISTRICT NO. 2
OPERATIONAL RESERVES
RESOLUTION 03-24-2022-02**

STATE OF TEXAS §
 §
COUNTY OF BURNET §

In conformity with best practices according to both the SAFE-D Handbook and the Texas Department of Emergency Management, Burnet County Emergency Services District No. 2 will adopt a guideline of 10% (ten percent) of our anticipated funds as our Operational Reserves.

ORDERED AND ISSUED on this the 24th day of March 2022.

BURNET COUNTY EMERGENCY
SERVICES DISTRICT NO. 2

By: _____
President, Burnet County ESD No. 2

Attested: _____
Secretary, Burnet County ESD No. 2



BURNET COUNTY EMERGENCY SERVICES DISTRICT #2
P. O. BOX 249
BUCHANAN DAM, TEXAS 78609-0249

**BURNET COUNTY EMERGENCY SERVICES DISTRICT NO. 2
EXCEPTION TO A QUORUM
RESOLUTION 03-24-2022-01**

STATE OF TEXAS §
 §
COUNTY OF BURNET §

Burnet County Emergency Services District No. 2 following policy, regarding an Exception to a Quorum, as Burnet County Emergency Services District No.2 falls under the guidelines of Texas Local Government Sec. 418.1102

Sec. 418.1102. EXCEPTION TO QUORUM REQUIREMENTS.

(a) This section applies to a local governmental entity created and operating under the laws of this State, including a political subdivision, school district, or special district or authority.

(b) Notwithstanding any other law, a quorum is not required for the governing body of a local governmental entity to act if:

- (1) the entity's jurisdiction is wholly or partly located in the area of a disaster declared by the president of the United States or the governor; and
- (2) a majority of the members of the governing body are unable to be present at a meeting of the governing body as a result of the disaster.

Added by Acts 2007, 80th Leg., R.S., Ch. 338 (S.B. 61), Sec. 1, eff. June 15, 2007.

Renumbered from Government Code, Section 418.112 by Acts 2009, 81st Leg., R.S., Ch. 87 (S.B. 1969), Sec. 27.001(27) Eff. September 1, 2009.

ORDERED AND ISSUED on this the 24th day of March 2022.

BURNET COUNTY EMERGENCY
SERVICES DISTRICT NO. 2

By: _____
President, Burnet County ESD #2

Attested: _____
Secretary, Burnet County ESD #2

Hdl Companies

**Burnet Co ESD 2
TOP 30 COMPANIES RANK and CHANGE SUMMARY
Mar-22**

Fiscal Year: Jun-May

Rank*	Company	NAICS Key	Prior Fiscal YTD Sales Tax Collections	Current Fiscal YTD Sales Tax Collections	Change \$	Change %	Current Fiscal YTD % Total Collections
1	AMAZON.COM SERVICES INC (MARKETPLACE)	9					
2	SMS BUCHANAN BUSINESS INC	9					
3	AMAZON.COM SERVICES LLC	9					
4	JIM EACHUS	9					
5	MARK W MARDIS	18					
6	PEDERNALES ELECTRIC COOPERATIVE INC.	3					
7	REVEILLE PEAK RANCH SOLUTIONS LLC	21					
8	REVEILLE PEAK RANCH L.L.C.	1					
9	EBAY INC.	9					
10	APPLE INC.	5					
TOP 10 LARGE** COMPANIES				42,107	42,107	0.0%	68.1%
11	NEW CINGULAR WIRELESS PCS LLC	12					
12	WASTE MANAGEMENT OF TEXAS INC.	18					
13	MOW PARTNERS LLC	4					
14	THE SHADE STORE LLC	9					
15	DISH NETWORK L.L.C.	12					
16	TEXAS TRUCKING COMPANY INCORPORATED	10					
17	WAL-MART.COM USA LLC	9					
18	SIRIUS XM RADIO INC.	12					
19	AQUA SPHERE INC.	8					
20	BESTBUY.COM LLC	9					
21	J BAR ENTERPRISES LLC	15					
22	ETSY INC.	9					
23	BARNES & NOBLE BOOKSELLERS INC.	9					
24	F&F CONSTRUCTION COMPANY INC.	4					
25	SAFE STEP WALK IN TUB LLC	4					
26	TEXAS STOCK SHOW PROS LLC	9					
27	QVC INC	9					
28	TARGET CORPORATION	9					
29	WAL-MART.COM USA LLC (MARKETPLACE)	9					
30	RUNSIGNUP INC.	11					
TOP 30 LARGE COMPANIES				50,809	50,809	0.0%	82.2%
TOP 100 LARGE COMPANIES				56,365	56,365	0.0%	91.1%
537 OTHER LARGE COMPANIES				2,989	2,989	0.0%	4.8%
SMALL COMPANIES & OTHER				2,435	2,435	0.0%	3.9%
SINGLE LOCAL TAX RATE COLLECTIONS (SLT)				48	48	0.0%	0.1%
TOTAL COLLECTIONS				61,838	61,838	0.0%	100.0%
STATE COMPTROLLER FEES				1,315	1,315	0.0%	2.1%
NET PAYMENTS				60,523	60,523	0.0%	97.9%

* Ranked by Total of Last Fiscal Year + Current Fiscal YTD
 ** Businesses whose detailed sales tax data is available

**Burnet Co ESD 2
SALES TAX PAYMENT DETAIL**

Mar-22

Fiscal Year: Jun-May

COLLECTIONS	Mar-21	Mar-22	Chg. \$ Chg. %	Prior FYTD	Current FYTD	Chg. \$ Chg. %
Current Period	0	5,165	5,165 0.0%	0	59,701	59,701 0.0%
Prior Period	0	(814)	(814) 0.0%	0	329	329 0.0%
Future Period	0	9	9 0.0%	0	1,158	1,158 0.0%
Audit	0	0	0 0.0%	0	7	7 0.0%
Unidentified	0	1	1 0.0%	0	29	29 0.0%
Single Local Tax Rate	0	48	48 0.0%	0	613	613 0.0%
TOTAL	0	4,409	4,409 0.0%	0	61,838	61,838 0.0%
Service Fee	(0)	(88)	(88) 8818900.0%	0	(1,237)	(1,237) 0.0%
Current Retained	(0)	(86)	(86) 8641900.0%	0	(1,212)	(1,212) 0.0%
Prior Retained	0	177	177 0.0%	0	1,134	1,134 0.0%
NET PAYMENT	0	4,411	4,411 0.0%	0	60,523	60,523 0.0%

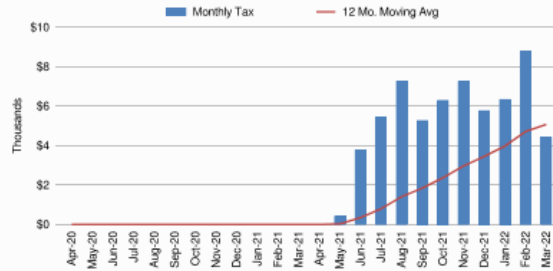
HdL Companies
SALES TAX SNAPSHOT
 Burnet Co ESD 2

Mar-22

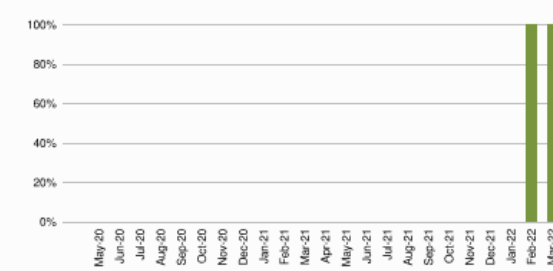
Sales Tax Net Payments

FY Mo.	FY2021	FY2022	YoY % Change
Jun	\$	\$ 3,762	
Jul	\$	\$ 5,431	
Aug	\$	\$ 7,257	
Sep	\$	\$ 5,254	
Oct	\$	\$ 6,284	
Nov	\$	\$ 7,245	
Dec	\$	\$ 5,758	
Jan	\$	\$ 6,336	
Feb	\$	\$ 8,784	
Mar	\$	\$ 4,411	
Apr	\$		
May	\$	406	
FYTD	\$	\$ 60,523	na
FY Total	\$	406	

Sales Tax Net Payments Trend



Sales Tax Net Payments Change - YoY



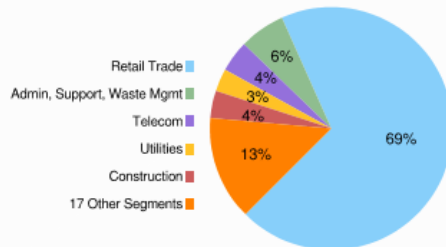
Top 10 Taxpayers

Rank	Company	FYTD Collections	% Total
1	AMAZON.COM SERVICES INC (MARKETPLACE)		
2	SMS BUCHANAN BUSINESS INC		
3	AMAZON.COM SERVICES LLC		
4	JIM EACHUS		
5	MARK W MARDIS		
6	PEDERNALES ELECTRIC COOPERATIVE INC.		
7	REVEILLE PEAK RANCH SOLUTIONS LLC		
8	REVEILLE PEAK RANCH L.L.C.		
9	EBAY INC.		
10	APPLE INC.		
Top 10 Companies		\$ 42,107	68.1%
628 Other Large Companies		\$ 17,247	27.9%
Small Companies/Other		\$ 2,435	3.9%
Single Local Tax Rate (SLT)		\$ 48	0.1%
Total		\$ 61,838	100.0%

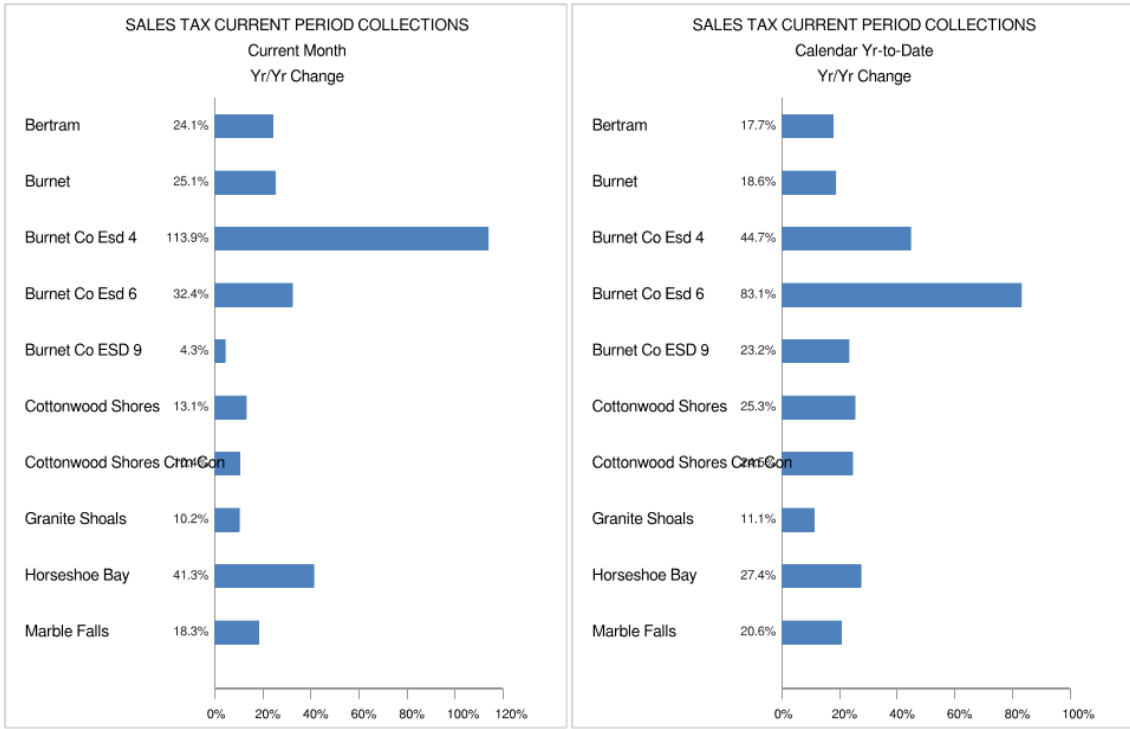
Industry Segment Collections Trend - YoY % Chg

SEGMENT	Oct	Nov	Dec	Jan	Feb	Mar
Retail Trade	0%	0%	0%	0%	0%	0%
Admin, Support, Waste Mgmt	0%	0%	0%	0%	0%	3%
Telecom	0%	0%	0%	0%	0%	0%
Construction	0%	0%	0%	0%	0%	0%
Utilities	0%	0%	0%	0%	0%	0%
All Others	0%	0%	0%	0%	0%	0%
Total Collections	0.0%	0.0%	0.0%	0.0%	0.0%	0.0%

Sales Tax Collections by Industry Segment



SALES TAX TREND
 BURNET COUNTY
 Mar-22



Data: Texas Comptroller of Public Accounts

Copyright © 2022 All Rights Reserved All Rights Reserved

Hdl Companies