



BURNET COUNTY EMERGENCY SERVICES DISTRICT NO. 2  
P.O. Box 249  
Buchanan Dam, Texas 78609-0249

**Minutes (Official) – May 18, 2023**

**1. (AI)<sup>1</sup> Call meeting to order.**

*(AD)<sup>2</sup>At 10:00 a.m., May 18, 2023, the Regular Meeting for the Board of Emergency Service Commissioners of Burnet County Emergency Services District No. 2 was called to order by President Richard Bremer at the Cassie Volunteer Fire Department, 3900 RR 690, Burnet, Texas 78611. Notice of this meeting (Enclosure 1) had been previously posted at the Burnet County Courthouse and the Cassie VFD website ([www.cassievfd.com](http://www.cassievfd.com)), in compliance with the provisions of Chapter 551, Texas Government Code.*

**2. (AI) Establish a quorum.**

*(AD) Board member in attendance were:*

*Richard Bremer*

*Robbie Cheatham*

*Jodeen Lee*

*John Call*

*Sharon Barclay*



*Commissioner Bremer confirmed a quorum was present.*

**3. (AI) Pledge of Allegiance**

*(AD) The quorum having been established, the Pledge of Allegiance to the United States was rendered with appropriate honors.*

**4. (AI) Invocation**

*(AD) The Invocation was offered by Commissioner Bremer.*

---

<sup>1</sup> AI – Agenda Item

<sup>2</sup> AD – Action and/or Discussion by BCESD-2Commissioners

**5. (AI) Welcome guests**

*(AD) Commissioner Bremer welcomed to the meeting:  
CVFD Chief Derrick Curtis*

**6. (AI) Comments from the Board and Public not scheduled on the agenda may speak, however no action can be taken on these items and the Board will not debate the comments at this meeting. Comments regarding specific agenda items should occur when the item is called. There is a 2-minute speaking limit.**

*(AD) Commissioner Bremer opened the floor for comments; Commissioner Call expressed appreciation for the excellent response of CVFD following a recent medical emergency.*

**7. (AI) Accept minutes from the April 20, 2023 meeting.**

*(AD) Commissioner Bremer called for corrections to the April 20, 2023 Meeting Minutes; with no additional changes the Minutes were accepted as presented.*

**8. (AI) ESD #2 Treasurer Report**

*(AD) Commissioner Lee gave the ESD Treasurer's Report for April 2023.*

*Balances – Checking: \$313,784.68  
CD: \$157,627.73  
Total Assets: \$471,412.41*

*Income: \$2233.24  
Expenses: \$56,413.88  
Net: -\$54,180.64 (Enclosure 2)*

*Report for Sales Tax April 2023*

*Balance: \$150,893.61  
Income: \$7920.98  
Expenses: \$0 (Enclosure 3)*

*Commissioner Lee reported that she has consulted with the Auditor and will combine the Sales Tax Report into the general financial report going forward. Commissioner Bremer called for questions or comments for the Treasurer's Report; with no further questions, the report was accepted as presented.*

**9. (AI) Discussion and/or action regarding the disbursement of funds**

*(AD) Commissioner Bremer asked for any anticipated items regarding upcoming expenses. Commissioner Lee reported that the SAFE-D Membership expense of \$275 had been paid.*

*Commissioner Lee also reported that she had received a preliminary Tax Statement from the Burnet County Appraisal Office. Total tax assessments are approximately \$426M.*

**10. (AI) Update on the investment of funds from the Regular Account and the Sales Tax Account for future capital expenditures with Texas Class**

*(AD) Commissioner Lee reported opening the account with Texas Class. It was discussed that she would transfer \$100,000 from the Sales Tax Account as approved in the April 2023 meeting into the account, the CD will be closed, and those funds transferred. There was discussion related to moving funds from the Checking Account. It was generally agreed upon to leave two quarters of anticipated funds in the Checking Account but above that it could be transferred as the Investment Account is a fluid account.*

**11. (AI) Report from the Cassie Volunteer Fire Department.**

**A. Report of VFD**

- 1. Number of calls.**
- 2. Training, etc.**
- 3. Other department activity or concerns.**

**B. Cassie VFD Financial Report**

**C. Capital Expenditures**

*(AD) A. Chief Curtis gave the report for CVFD activity for the month of April. CVFD responded to calls – 14 EMS/4 Fire. Mutual Aid – 2 given, 0 received. There were no overlapping calls. Average response time for April was 7.21; In-District calls 6.41, M-F 3.65, Out-of-District is 10.47. Average personnel per call for April was 4.6 (Enclosure 4)*

*Chief Curtis reported that the Spartan Race will be taking place at Reveille Peak Ranch this weekend and there will be a large influx of people who will be participating.*

*B. Chief Curtis provided the CVFD Treasurers Report for April 2023 There was a balance of \$69,114.86 in checking. Expenses for April were \$12,076.03 which included routine operational expenses. There were no additional questions. (Enclosure 5).*

*Chief Curtis provided the CVFD Account Report– current balance is \$94,780.12. (Enclosure 6).*

**12. (AI) Report from the Joint Task Force concerning the 5-year plan.**

*(AD) Commissioner Bremer reported that there had been no meetings in April.*

**13 (AI) Update, discussion and/or action on the motion to work toward an agreement with Martinez Architects for the new apparatus bay building**

*(AD) Commissioner Bremer reported that he had not contacted Martinez Architects as he was hesitant to take up more of their professional time if the ESD Commissioners were unsure about their commitment. There was discussion regarding the costs not only of the building and equipment, but all agreed to contact Martinez Architects as voted on in the April 2023 meeting.*

**14. (AI) Discussion and/or action concerning the expenditure of funds from the Sales Tax Account**

*(AD) Commissioner Bremer reviewed the only anticipated immediate expenditure of funds from the Sales Tax Account is movement of \$100,000 to Texas Class investment.*

**15. (AI) Administrative update of the Sales Tax Program for ESD #2 including update on reports from HdL.**

*(AD) Commissioner Barclay presented information obtained by HdL on Sales Tax statistics. Commissioner Barclay reported that May Sales Tax Income was \$10,373; this reflected a 13.6 % increase from May 2022 and Fiscal Year change of 31.2 %. The major Sales Tax contributors remain in the Retail Trade sector with the Top 10 remaining constant. Commissioner Barclay reported that she was following up with HdL and waiting for the Texas Comptroller regarding the questioned accounts. (Enclosure 7)*

**16. (AI) Discussion and/or action concerning the purchase of computer for ESD #2 Commissioners Official Use.**

*(AD) Commissioners Barclay reported that she had made some preliminary information gathering regarding the purchase of computers for the Secretary and the Treasurer. Currently, the cost would be approximately \$2130 which includes the computers, Office 365, and Adobe. Commissioner Bremer asked for a written proposal to be submitted for next months meeting for consideration.*

**17. (AI) Begin work on the BC ESD 2 budget for FY 23-24**

*(AD) Commissioner Bremer asked that the Commissioners begin evaluating the budget needs for FY23-24. Commissioner Lee reported the preliminary information earlier of a projected \$426K budget, notwithstanding Sales Tax and Investment income. The FY23-24 Budget will remain on the Agenda for the June meeting.*

**18. (AD) Calendar of events for June 2023. (Bremer)**

- A. Approve Capital Expenditures, if applicable.**
- B. NOTE: To be completed by June 15, 2023 – Cybersecurity Training; <https://dir.texas.gov/information-security/statewide-cybersecurity-awareness-training>. When completed, send a copy of the certification to me and to Sharon.**
- C. Safe-d membership renewal – invoice has been received.**

*(AD) Commissioner Bremer reminded those who have not completed the annual Cybersecurity Training that the deadline was quickly approaching.*

**19. (AI) Next meeting, at 10:00 AM on Thursday, June 15, 2023, at the Cassie VFD Station**

*(AD) Commissioner Bremer brought forth discussion concerning the upcoming ESD Meetings. Due to scheduled time for work and family commitments, the following changes have been made for the next three months:*

*June: Wednesday, June 14, 2023, at 10:00 a.m. at the Cassie Volunteer Fire Department.*

*July: Wednesday, July 12, 2023, at 10:00 a.m. at the Cassie Volunteer Fire Department*

*August: Monday, August 14, 2023, at 10:00 a.m. at the Cassie Volunteer Fire Department*

**20. (AI) Adjourn**

*(AD) With no additional business, the Burnet County Emergency Services District No. 2  
May 18, 2023 Meeting was adjourned at 10:52 a.m.*

*Sharon K. Barclay*

Sharon K. Barclay  
Secretary  
Emergency Services District No. 2  
Burnet County  
May 18, 2023

Richard Bremer  
President  
Emergency Services District No. 2  
Burnet County  
May 18, 2023



**BURNET COUNTY EMERGENCY SERVICES DISTRICT #2**  
**P. O. BOX 249**  
**BUCHANAN DAM, TEXAS 78609-0249**  
**NOTICE OF REGULAR MEETING**

In compliance with the provisions of Chapter 551, Texas Government Code, notice is hereby given of a Regular Meeting of the Board of Emergency Services Commissioners of Burnet County Emergency Services District #2, to be held on Thursday, May 18, 2023, at 10:00 a.m. at the Cassie VFD Station located at 3900 RR 690, Burnet, Texas, 78611. This agenda is posted in the Burnet County Courthouse and on the cassievfd.com website.

The following agenda items will be discussed, considered and action taken as appropriate:

**AGENDA**

1. Call meeting to order. (Bremer)
2. Establish a quorum. (Bremer)
3. Pledge of Allegiance. (Bremer)
4. Invocation. (Bremer)
5. Welcome guests. (Bremer)
6. Comments from the Board and Public not scheduled on the agenda may speak, however no action can be taken on these items and the Board will not debate the comments at this meeting. Comments regarding specific agenda items should occur when the item is called. There is a 2-minute speaking limit.
7. Accept minutes from the April 20, 2023, meeting. (Bremer)
8. ESD #2 Treasurer Report. (Lee)
9. Discussion and/or action regarding the disbursement of funds. (Lee)
10. Update on the investment of funds from the Regular Account and the Sales Tax Account for future capital expenditures with Texas Class. (Lee).
11. Report from the Cassie Volunteer Fire Department.
  - A. Report of VFD Chief Curtis
    1. Number of calls.
    2. Training, etc.
    3. Other department activity or concerns.
  - B. Cassie VFD Financial Report (L. Schneider)



**BURNET COUNTY EMERGENCY SERVICES DISTRICT #2**

**P.O. BOX 249**

**BUCHANAN DAM, TEXAS 78609-0249**

- C. Discussion and/or approval of Capital Expenditures for Cassie VFD, if applicable. (Curtis)
12. Report from the Joint Task Force concerning the 5-year plan. (Bremer/Curtis)
13. Update, discussion and/or action on the motion to work toward an agreement with Martinez Architects for the new apparatus bay building. (Bremer/Curtis)
14. Discussion and/or action concerning giving approval for the expenditure of funds from the Sales Tax Account. (Bremer)
15. Administrative update of the Sales Tax Program for ESD #2 including update on reports from Hdl. Update on contract for 2023-24 with Hdl. (Barclay)
16. Discussion and/or action concerning the purchase of computers for the ESD 2 Commissioners official use.
17. Begin work on the BC ESD 2 budget for FY 23-24.
18. Calendar of events for June 2023. (Bremer)
  - A. Approve Capital Expenditures, if applicable.
  - B. NOTE: To be completed by June 15, 2023 – Cybersecurity Training;  
<https://dir.texas.gov/information-security/statewide-cybersecurity-awareness-training>.  
When completed, send a copy of certification to me and to Sharon.
  - C. Safe-d membership renewal – invoice has been received.
19. Next meeting, at 10:00 AM on Thursday, June 15, 2023, at the Cassie VFD Station.
20. Adjourn

Richard Bremer, President



10:55 AM  
05/10/23  
Cash Basis

**Burnet County Emergency Services District #2**  
**Balance Sheet**  
As of April 30, 2023

	<u>Apr 30, 23</u>
<b>ASSETS</b>	
Current Assets	
Checking/Savings	
Certificate of Deposit 33086	157,627.73
First State Bank of Burnet	313,784.68
Total Checking/Savings	<u>471,412.41</u>
Total Current Assets	<u>471,412.41</u>
<b>TOTAL ASSETS</b>	<b><u>471,412.41</u></b>
<b>LIABILITIES &amp; EQUITY</b>	
Equity	
Unrestricted Net Assets	279,317.93
Net Income	192,094.48
Total Equity	<u>471,412.41</u>
<b>TOTAL LIABILITIES &amp; EQUITY</b>	<b><u>471,412.41</u></b>

11:00 AM  
 05/10/23  
 Cash Basis

**Burnet County Emergency Services District #2**  
**Profit & Loss Budget vs. Actual**  
 October 2022 through April 2023

	Oct '22 - Apr 23	Budget	\$ Over Budget
<b>Income</b>			
Government Contracts			
Local Government Contracts	374,843.22	359,410.00	15,433.22
Sales Tax Revenue	0.00	80,000.00	-80,000.00
<b>Total Government Contracts</b>	<b>374,843.22</b>	<b>439,410.00</b>	<b>-64,566.78</b>
Interest Earned	233.16	90.00	143.16
Investments			
Interest-Savings, Short-term CD	137.31	800.00	-662.69
<b>Total Investments</b>	<b>137.31</b>	<b>800.00</b>	<b>-662.69</b>
Refund	0.00	170.00	-170.00
<b>Total Income</b>	<b>375,213.69</b>	<b>440,470.00</b>	<b>-65,256.31</b>
<b>Expense</b>			
Capital Reserve	0.00	105,015.00	-105,015.00
Contract Services			
Accounting Fees	7,700.00	7,700.00	0.00
Cassie Volunteer Fire Dept	169,125.75	225,501.00	-56,375.25
Insurance-Liability & D.O.	0.00	1,730.00	-1,730.00
Insurance-Workers Compensation	319.00	395.00	-76.00
Legal Fees	19.43	2,500.00	-2,480.57
Outside Contract Services			
Burnet Co. Appraisal Dist.			
Tax Collection Legal Fees	68.57		
Taxes Refunded-Property Owners	2,380.27		
Burnet Co. Appraisal Dist. - Other	2,658.18	4,810.00	-2,151.82
<b>Total Burnet Co. Appraisal Dist.</b>	<b>5,107.02</b>	<b>4,810.00</b>	<b>297.02</b>
<b>Total Outside Contract Services</b>	<b>5,107.02</b>	<b>4,810.00</b>	<b>297.02</b>
<b>Total Contract Services</b>	<b>182,271.20</b>	<b>242,636.00</b>	<b>-60,364.80</b>
Operations			
Newspaper Advertisement	0.00	100.00	-100.00
Postage, Mail Service	0.00	244.00	-244.00
Supplies	54.54		
<b>Total Operations</b>	<b>54.54</b>	<b>344.00</b>	<b>-289.46</b>
Other Types of Expenses			
Memberships and Dues	0.00	275.00	-275.00
Other Costs	0.00	6,600.00	-6,600.00
<b>Total Other Types of Expenses</b>	<b>0.00</b>	<b>6,875.00</b>	<b>-6,875.00</b>
Sales Tax Expenditures-Cap Exp	0.00	80,000.00	-80,000.00
Travel and Meetings			
Conference, Convention, Meeting	649.20	5,000.00	-4,350.80
Travel	144.27	600.00	-455.73
<b>Total Travel and Meetings</b>	<b>793.47</b>	<b>5,600.00</b>	<b>-4,806.53</b>
<b>Total Expense</b>	<b>183,119.21</b>	<b>440,470.00</b>	<b>-257,350.79</b>
<b>Net Income</b>	<b>192,094.48</b>	<b>0.00</b>	<b>192,094.48</b>

10:57 AM  
 05/10/23  
 Cash Basis

**Burnet County Emergency Services District #2**  
**Profit & Loss Detail**  
 April 2023

Type	Date	Num	Name	Memo	Paid Amount
<b>Income</b>					
<b>Government Contracts</b>					
<b>Local Government Contracts</b>					
Deposit	04/06/2023	auto	Burnet County Appraisal Di...	3/16 - 3/31/23	1,808.40
Deposit	04/20/2023	auto	Burnet County Appraisal Di...	tax collections 4/1/23 - 4/15/23	398.48
Total Local Government Contracts					<u>2,206.88</u>
Total Government Contracts					2,206.88
<b>Interest Earned</b>					
Deposit	04/30/2023			Interest	26.36
Total Interest Earned					<u>26.36</u>
Total Income					2,233.24
<b>Expense</b>					
<b>Contract Services</b>					
<b>Cassie Volunteer Fire Dept</b>					
Check	04/01/2023	1503	Cassie VFD	3rd qtr pmt	56,375.25
Total Cassie Volunteer Fire Dept					56,375.25
<b>Outside Contract Services</b>					
<b>Burnet Co. Appraisal Dist.</b>					
<b>Tax Collection Legal Fees</b>					
Deposit	04/06/2023	auto	Burnet Central Appraisal dist.	3/16 - 3/31/23	7.32
Deposit	04/20/2023	auto	Burnet County Appraisal Di...	tax collections 4/1/23 - 4/15/23	0.21
Total Tax Collection Legal Fees					<u>7.53</u>
<b>Taxes Refunded-Property Owners</b>					
Deposit	04/06/2023	auto	Burnet Central Appraisal dist.	3/16 - 3/31/23	31.10
Total Taxes Refunded-Property Owners					<u>31.10</u>
Total Burnet Co. Appraisal Dist.					38.63
Total Outside Contract Services					<u>38.63</u>
Total Contract Services					56,413.88
Total Expense					<u>56,413.88</u>
<b>Net Income</b>					<b><u>-54,180.64</u></b>

11:05 AM  
05/10/23  
Cash Basis

**Burnet Cty. ESD#2 Sales Tax  
Balance Sheet  
As of April 30, 2023**

---

	Apr 30, 23
<b>ASSETS</b>	
Current Assets	
Checking/Savings	
FSB of Burnet - Sales Tax	150,893.61
Total Checking/Savings	150,893.61
Total Current Assets	150,893.61
<b>TOTAL ASSETS</b>	<b>150,893.61</b>
<b>LIABILITIES &amp; EQUITY</b>	
Equity	
Opening Balance Equity	2,500.00
Unrestricted Net Assets	93,336.25
Net Income	55,057.36
Total Equity	150,893.61
<b>TOTAL LIABILITIES &amp; EQUITY</b>	<b>150,893.61</b>

11:06 AM  
05/10/23  
Cash Basis

**Burnet Cty. ESD#2 Sales Tax  
Profit & Loss Detail  
April 2023**

Type	Date	Num	Name	Memo	Paid Amount
<b>Income</b>					
<b>Interest Income</b>					
Deposit	04/30/2023			Interest	12.12
Total Interest Income					12.12
<b>Sales Tax Revenue</b>					
Deposit	04/14/2023	auto	Texas State Comptroller	sales tax ending 4/11/23	7,908.86
Total Sales Tax Revenue					7,908.86
Total Income					7,920.98
Expense					
<b>Net Income</b>					<b>7,920.98</b>

## Cassie VFD/ Burnet ESD 2

Burnet, TX

This report was generated on 5/11/2023 9:17:17 AM



### Incident Statistics

Zone(s): All Zones | Start Date: 04/01/2023 | End Date: 04/30/2023

INCIDENT COUNT			
INCIDENT TYPE		# INCIDENTS	
EMS		14	
FIRE		4	
<b>TOTAL</b>		<b>18</b>	
TOTAL TRANSPORTS (N2 and N3)			
APPARATUS	# of APPARATUS TRANSPORTS	# of PATIENT TRANSPORTS	TOTAL # of PATIENT CONTACTS
4490	0	0	1
C-60	0	0	5
<b>TOTAL</b>	<b>0</b>	<b>0</b>	<b>6</b>
PRE-INCIDENT VALUE		LOSSES	
\$0.00		\$0.00	
CO CHECKS			
<b>TOTAL</b>			
MUTUAL AID			
Aid Type		Total	
Aid Given		2	
OVERLAPPING CALLS			
# OVERLAPPING		% OVERLAPPING	
0		0	
LIGHTS AND SIREN - AVERAGE RESPONSE TIME (Dispatch to Arrival)			
Station	EMS	FIRE	
Cassie VFD-Elms Station	0:06:16	0:06:21	
<b>AVERAGE FOR ALL CALLS</b>		<b>0:05:54</b>	
LIGHTS AND SIREN - AVERAGE TURNOUT TIME (Dispatch to Enroute)			
Station	EMS	FIRE	
Cassie VFD-Elms Station	0:00:58	0:01:15	
<b>AVERAGE FOR ALL CALLS</b>		<b>0:00:56</b>	
AGENCY		AVERAGE TIME ON SCENE (MM:SS)	
Cassie VFD/ Burnet ESD 2		30:53	

Only Reviewed Incidents included. EMS for Incident counts includes only 300 to 399 Incident Types. All other incident types are counted as FIRE. CO Checks only includes Incident Types: 424, 736 and 734. # Apparatus Transports = # of incidents where apparatus transported. # Patient Transports = All patients transported by EMS. # Patient Contacts = # of PCR contacted by apparatus. This report now returns both NEMSIS 2 & 3 data as appropriate. For overlapping calls that span over multiple days, total per month will not equal Total count for year.



# Cassie VFD/ Burnet ESD 2

Burnet, TX

This report was generated on 5/11/2023 9:17:39 AM



## Incident Statistics

Zone(s): All Zones | Start Date: 01/01/2023 | End Date: 04/30/2023

INCIDENT COUNT			
INCIDENT TYPE		# INCIDENTS	
EMS		40	
FIRE		15	
<b>TOTAL</b>		<b>55</b>	
TOTAL TRANSPORTS (N2 and N3)			
APPARATUS	# of APPARATUS TRANSPORTS	# of PATIENT TRANSPORTS	TOTAL # of PATIENT CONTACTS
4490	0	0	1
C-60	0	0	13
<b>TOTAL</b>	<b>0</b>	<b>0</b>	<b>14</b>
PRE-INCIDENT VALUE		LOSSES	
\$0.00		\$0.00	
CO CHECKS			
<b>TOTAL</b>			
MUTUAL AID			
Aid Type	Total		
Aid Given	15		
OVERLAPPING CALLS			
# OVERLAPPING	% OVERLAPPING		
0	0		
LIGHTS AND SIREN - AVERAGE RESPONSE TIME (Dispatch to Arrival)			
Station	EMS	FIRE	
Cassie VFD-Elms Station	0:06:25	0:18:27	
<b>AVERAGE FOR ALL CALLS</b>		<b>0:08:25</b>	
LIGHTS AND SIREN - AVERAGE TURNOUT TIME (Dispatch to Enroute)			
Station	EMS	FIRE	
Cassie VFD-Elms Station	0:01:01	0:04:08	
<b>AVERAGE FOR ALL CALLS</b>		<b>0:01:33</b>	
AGENCY	AVERAGE TIME ON SCENE (MM:SS)		
Cassie VFD/ Burnet ESD 2	35:31		

Only Reviewed Incidents included. EMS for Incident counts includes only 300 to 399 Incident Types. All other incident types are counted as FIRE. CO Checks only includes Incident Types: 424, 736 and 734. # Apparatus Transports = # of incidents where apparatus transported. # Patient Transports = All patients transported by EMS. # Patient Contacts = # of PCR contacted by apparatus. This report now returns both NEMSIS 2 & 3 data as appropriate. For overlapping calls that span over multiple days, total per month will not equal Total count for year.



# Cassie VFD/ Burnet ESD 2

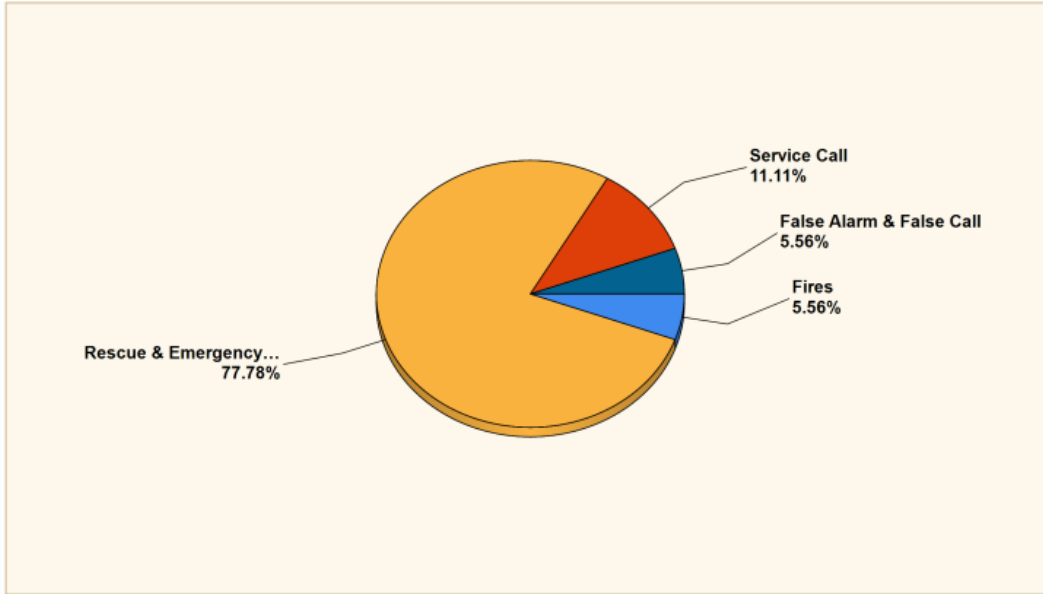
Burnet, TX

This report was generated on 5/11/2023 9:17:54 AM



## Breakdown by Major Incident Types for Date Range

Zone(s): All Zones | Start Date: 04/01/2023 | End Date: 04/30/2023



MAJOR INCIDENT TYPE	# INCIDENTS	% of TOTAL
Fires	1	5.56%
Rescue & Emergency Medical Service	14	77.78%
Service Call	2	11.11%
False Alarm & False Call	1	5.56%
<b>TOTAL</b>	<b>18</b>	<b>100%</b>

Detailed Breakdown by Incident Type		
INCIDENT TYPE	# INCIDENTS	% of TOTAL
143 - Grass fire	1	5.56%
321 - EMS call, excluding vehicle accident with injury	10	55.56%
322 - Motor vehicle accident with injuries	4	22.22%
551 - Assist police or other governmental agency	1	5.56%
561 - Unauthorized burning	1	5.56%
700 - False alarm or false call, other	1	5.56%
<b>TOTAL INCIDENTS:</b>	<b>18</b>	<b>100%</b>

Only REVIEWED and/or LOCKED IMPORTED incidents are included. Summary results for a major incident type are not displayed if the count is zero.





# Cassie VFD/ Burnet ESD 2

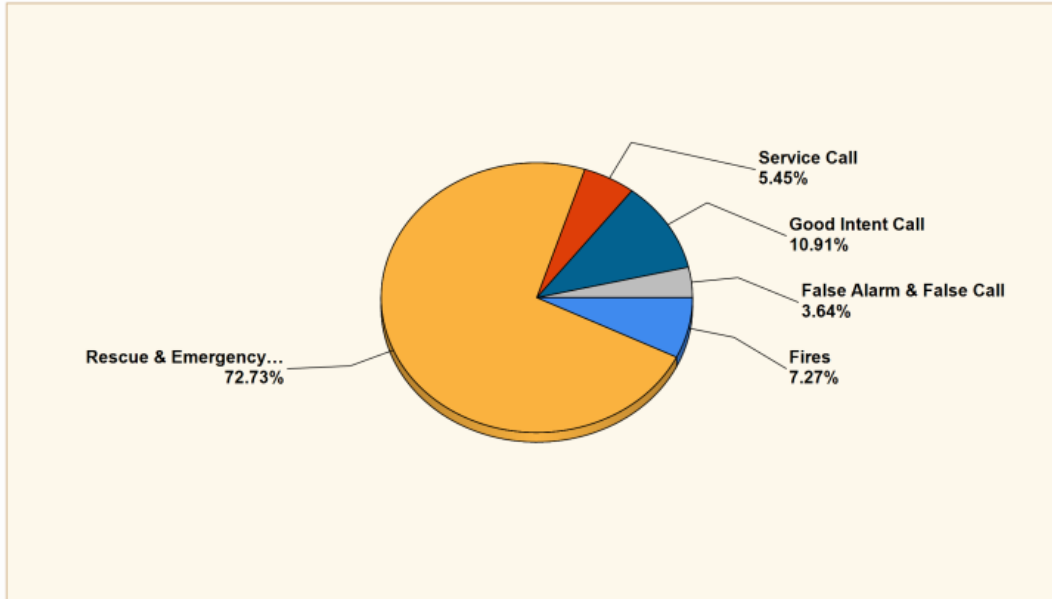
Burnet, TX

This report was generated on 5/11/2023 9:18:08 AM



## Breakdown by Major Incident Types for Date Range

Zone(s): All Zones | Start Date: 01/01/2023 | End Date: 04/30/2023



MAJOR INCIDENT TYPE	# INCIDENTS	% of TOTAL
Fires	4	7.27%
Rescue & Emergency Medical Service	40	72.73%
Service Call	3	5.45%
Good Intent Call	6	10.91%
False Alarm & False Call	2	3.64%
<b>TOTAL</b>	<b>55</b>	<b>100%</b>

Detailed Breakdown by Incident Type		
INCIDENT TYPE	# INCIDENTS	% of TOTAL
142 - Brush or brush-and-grass mixture fire	1	1.82%
143 - Grass fire	3	5.45%
311 - Medical assist, assist EMS crew	7	12.73%
321 - EMS call, excluding vehicle accident with injury	24	43.64%
322 - Motor vehicle accident with injuries	6	10.91%
324 - Motor vehicle accident with no injuries.	2	3.64%
365 - Watercraft rescue	1	1.82%
551 - Assist police or other governmental agency	2	3.64%
561 - Unauthorized burning	1	1.82%
611 - Dispatched & cancelled en route	6	10.91%
700 - False alarm or false call, other	1	1.82%
743 - Smoke detector activation, no fire - unintentional	1	1.82%
<b>TOTAL INCIDENTS:</b>	<b>55</b>	<b>100%</b>

# Cassie VFD/ Burnet ESD 2

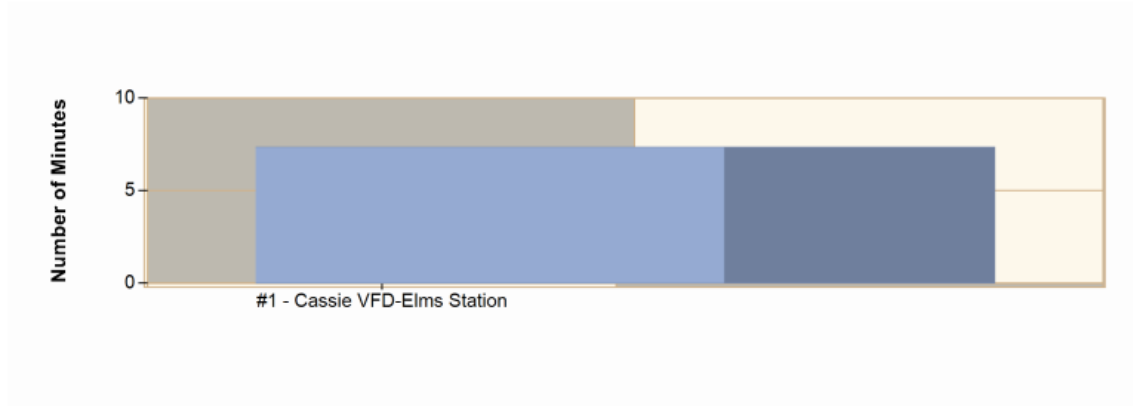
Burnet, TX

This report was generated on 5/11/2023 9:18:32 AM



## Average Response Time per Station for Date Range

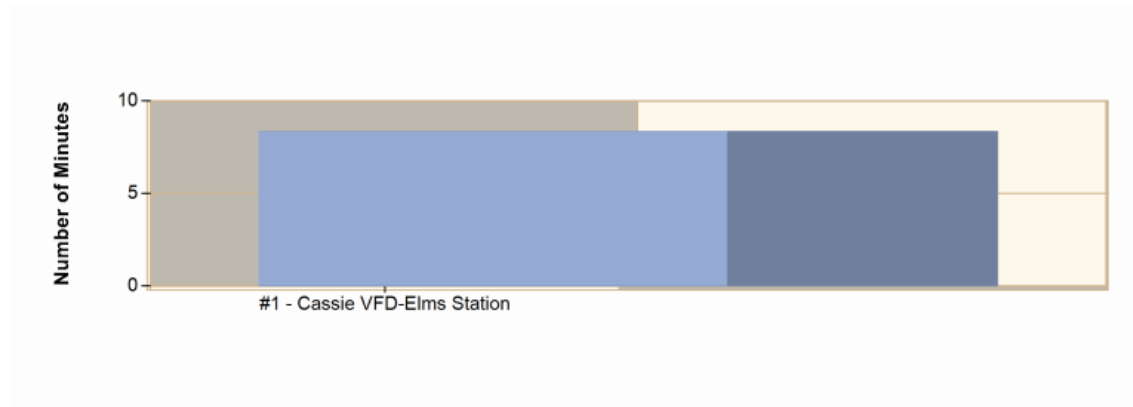
Start Date: 04/01/2023 | End Date: 04/30/2023



STATION	AVERAGE RESPONSE MM:SS (Dispatch to Arrived)
#1 - Cassie VFD-Elms Station	7:21

## Average Response Time per Station for Date Range

Start Date: 01/01/2023 | End Date: 04/30/2023



STATION	AVERAGE RESPONSE MM:SS (Dispatch to Arrived)
#1 - Cassie VFD-Elms Station	8:22

AVERAGE RESPONSE TIME calculated from the average time difference between DISPATCH and ARRIVED times on Basic Info 4. Only REVIEWED incidents included.

**EMERGENCY REPORTING**  
 emergencyreporting.com  
 Doc Id: 56  
 Page # 1 of 1

# Cassie VFD/ Burnet ESD 2

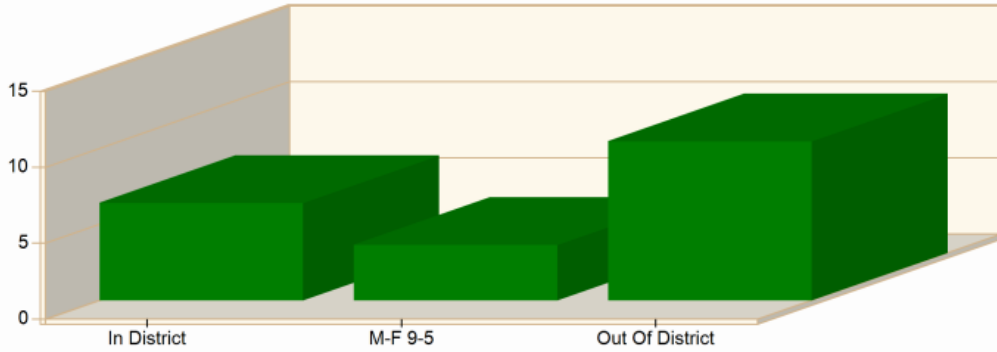
Burnet, TX

This report was generated on 5/11/2023 9:19:01 AM



## Incident Average Response Time per Shift for Date Range

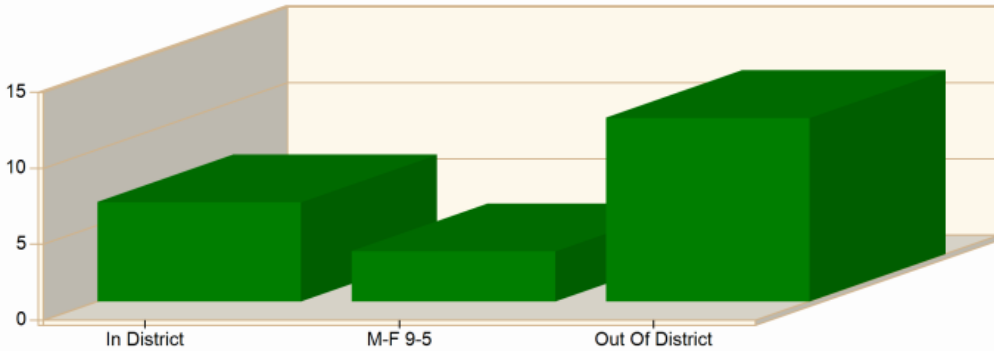
Start Date: 04/01/2023 | End Date: 04/30/2023



SHIFT	AVERAGE RESPONSE TIME (min) (Dispatch to Arrived)	CALLS
In District	6.41	13
M-F 9-5	3.65	3
Out Of District	10.47	2
<b>Total Number of Calls:</b>		<b>18</b>

## Incident Average Response Time per Shift for Date Range

Start Date: 01/01/2023 | End Date: 04/30/2023



SHIFT	AVERAGE RESPONSE TIME (min) (Dispatch to Arrived)	CALLS
In District	6.53	25
M-F 9-5	3.30	14
Out Of District	12.08	14
<b>Total Number of Calls:</b>		<b>53</b>

## Cassie VFD/ Burnet ESD 2

Burnet, TX

This report was generated on 5/11/2023 9:20:00 AM



### Personnel Count per Incident for Date Range

Start Date: 04/01/2023 | End Date: 04/30/2023

INCIDENT NUMBER	DATE	INCIDENT TYPE	FDID	NUMBER OF PEOPLE		
				ON APPARATUS	NOT ON APPARATUS	TOTAL
2023-2300038	4/1/2023 12:22:10	700 - False alarm or false call, other	BP208	4	0	4
2023-2300039	4/2/2023 16:37:59	321 - EMS call, excluding vehicle accident with injury	BP208	5	1	6
2023-2300040	4/4/2023 07:57:19	322 - Motor vehicle accident with injuries	BP208	4	1	5
2023-2300041	4/4/2023 18:05:30	561 - Unauthorized burning	BP208	2	7	9
2023-2300042	4/10/2023 12:05:55	322 - Motor vehicle accident with injuries	BP208	4	0	4
2023-2300043	4/13/2023 22:04:25	321 - EMS call, excluding vehicle accident with injury	BP208	3	1	4
2023-2300044	4/17/2023 18:44:37	321 - EMS call, excluding vehicle accident with injury	BP208	5	0	5
2023-2300045	4/20/2023 17:21:34	321 - EMS call, excluding vehicle accident with injury	BP208	6	1	7
2023-2300046	4/21/2023 15:53:35	321 - EMS call, excluding vehicle accident with injury	BP208	3	0	3
2023-2300047	4/22/2023 12:12:33	322 - Motor vehicle accident with injuries	BP208	4	0	4
2023-2300048	4/23/2023 06:09:43	321 - EMS call, excluding vehicle accident with injury	BP208	3	0	3
2023-2300049	4/23/2023 22:57:40	321 - EMS call, excluding vehicle accident with injury	BP208	4	0	4
2023-2300050	4/24/2023 10:17:24	321 - EMS call, excluding vehicle accident with injury	BP208	3	0	3
2023-2300051	4/27/2023 15:03:46	143 - Grass fire	BP208	3	1	4
2023-2300052	4/29/2023 11:21:23	322 - Motor vehicle accident with injuries	BP208	4	0	4
2023-2300053	4/30/2023 09:58:02	321 - EMS call, excluding vehicle accident with injury	BP208	3	0	3
2023-2300054	4/30/2023 11:51:25	551 - Assist police or other governmental agency	BP208	3	1	4
2023-2300055	4/30/2023 16:25:13	321 - EMS call, excluding vehicle accident with injury	BP208	5	1	6

TOTAL # OF INCIDENTS: 18

AVERAGES:

3.8

0.8

4.6

### Personnel Count per Incident for Date Range

Start Date: 01/01/2023 | End Date: 04/30/2023

TOTAL # OF INCIDENTS: 55

AVERAGES:

3.5

1.3

4.7

Only REVIEWED incidents included



emergencyreporting.com  
Doc Id: 358  
Page # 1 of 1

# Cassie VFD/ Burnet ESD 2

Burnet, TX

This report was generated on 5/11/2023 9:19:32 AM



## Incidents per Zone for Date Range

Start Date: 04/01/2023 | End Date: 04/30/2023

INCIDENT NUMBER	INCIDENT TYPE	DATE	LOCATION	APPARATUS
<b>ZONE: 01 - Cassie</b>				
2023-2300046	321 - EMS call, excluding vehicle accident with injury	04/21/2023	2800 Fm 690	4490
2023-2300048	321 - EMS call, excluding vehicle accident with injury	04/23/2023	718 SOUTH CHAPARRAL	4490,B-51
2023-2300050	321 - EMS call, excluding vehicle accident with injury	04/24/2023	718 SOUTH CHAPARRAL	4490,C-60
2023-2300053	321 - EMS call, excluding vehicle accident with injury	04/30/2023	102 SOUTH CHAPARRAL	4490,C-60
2023-2300055	321 - EMS call, excluding vehicle accident with injury	04/30/2023	718 S Chaparral	B-51,C-60
Total # Incidents for 01:				5
<b>ZONE: 04 - The Willows</b>				
2023-2300039	321 - EMS call, excluding vehicle accident with injury	04/02/2023	189 CR 141	4490,B-51,C-60
2023-2300045	321 - EMS call, excluding vehicle accident with injury	04/20/2023	187 CR 141	4490,B-51,C-60
Total # Incidents for 04 :				2
<b>ZONE: 15 - Reveille Peak Ranch</b>				
2023-2300040	322 - Motor vehicle accident with injuries	04/04/2023	105 Cr 114	4490,B-50,C-60
Total # Incidents for 15:				1
<b>ZONE: 16 - West State Highway 29</b>				
2023-2300044	321 - EMS call, excluding vehicle accident with injury	04/17/2023	10240 W SH 29	4490,B-51,C-60
2023-2300047	322 - Motor vehicle accident with injuries	04/22/2023	8400 W Sh 29	B-50,B-51
2023-2300049	321 - EMS call, excluding vehicle accident with injury	04/23/2023	W Sh 29	4490,B-51,C-60
2023-2300051	143 - Grass fire	04/27/2023	9100 W Sh 29	B-50,T-40
2023-2300052	322 - Motor vehicle accident with injuries	04/29/2023	10800 W Sh 29	B-50,B-51,C-60
2023-2300054	551 - Assist police or other governmental agency	04/30/2023	9613 W Sh 29	C-60,E-20
Total # Incidents for 16:				6
<b>ZONE: 17 - FM 690</b>				
2023-2300038	700 - False alarm or false call, other	04/01/2023	189 Fm 690	4490,B-51,C-60
2023-2300043	321 - EMS call, excluding vehicle accident with injury	04/13/2023	6771 FM 690	4490,C-60
Total # Incidents for 17:				2
<b>ZONE: 30 - OOD- Hoover Valley VFD</b>				
2023-2300041	561 - Unauthorized burning	04/04/2023	700 Apache dr	B-50
Total # Incidents for 30:				1
<b>ZONE: 37 - OODOC- Llano County Buchanan Dam VFD</b>				
2023-2300042	322 - Motor vehicle accident with injuries	04/10/2023	W Sh 29	C-60,E-20
Total # Incidents for 37:				1

**TOTAL # INCIDENTS:**

**18**

# Cassie VFD/ Burnet ESD 2

Burnet, TX

This report was generated on 5/11/2023 9:19:42 AM



## Incidents per Zone for Date Range

Start Date: 01/01/2023 | End Date: 04/30/2023

INCIDENT NUMBER	INCIDENT TYPE	DATE	LOCATION	APPARATUS
-----------------	---------------	------	----------	-----------

### ZONE: 27 - OOD-ELBVFD

2023-2300002	611 - Dispatched & cancelled en route	01/12/2023	10000 FM 2341	C-60
2023-2300007	551 - Assist police or other governmental agency	01/20/2023	200 Loma Vista	C-60

Total # Incidents for 27: 2

### ZONE: 28 - OOD- Burnet VFD

2023-2300017	611 - Dispatched & cancelled en route	02/06/2023	3175 CR 101	B-51,T-40
2023-2300026	321 - EMS call, excluding vehicle accident with injury	03/04/2023	6161 W Sh 29	C-60
2023-2300031	142 - Brush or brush-and-grass mixture fire	03/22/2023	3200 S US 281	B-50,B-51,T-40

Total # Incidents for 28: 3

### ZONE: 29 - OOD- CI Burnet FD

2023-2300013	611 - Dispatched & cancelled en route	01/31/2023	700 POSSUM TROT	T-40
--------------	---------------------------------------	------------	-----------------	------

Total # Incidents for 29: 1

### ZONE: 30 - OOD- Hoover Valley VFD

2023-2300006	611 - Dispatched & cancelled en route	01/19/2023	104 BLACK OAK LN	C-60
2023-2300022	311 - Medical assist, assist EMS crew	02/20/2023	6211 Park Rd 4	B-50,C-60
2023-2300023	324 - Motor vehicle accident with no injuries.	02/22/2023	6409 CR 116	C-60
2023-2300030	311 - Medical assist, assist EMS crew	03/21/2023	201 CR 134	C-60
2023-2300036	311 - Medical assist, assist EMS crew	03/31/2023	219 CR 118A	C-60
2023-2300041	561 - Unauthorized burning	04/04/2023	700 Apache dr	B-50

Total # Incidents for 30: 6

### ZONE: 36 - OOD- Spicewood VFD

2023-2300001	611 - Dispatched & cancelled en route	01/04/2023	4323 E SH 71	B-51,T-40
2023-2300024	143 - Grass fire	02/23/2023	200 cedar mountain DR	B-50,T-40

Total # Incidents for 36: 2

### ZONE: 37 - OODOC- Llano County Buchanan Dam VFD

2023-2300042	322 - Motor vehicle accident with injuries	04/10/2023	W Sh 29	C-60,E-20
--------------	--	------------	---------	-----------

Total # Incidents for 37: 1

**TOTAL # INCIDENTS: 15**

Only REVIEWED incidents included. Archived Zones cannot be unarchived.



emergencyreporting.com  
Doc id: 380  
Page # 1 of 3

Minutes  
BCESD #2  
May 18, 2023  
Page 22 of 35

4:38 PM  
05/10/23  
Cash Basis

**Cassie Volunteer Fire Department  
Balance Sheet  
As of April 30, 2023**

	Apr 30, 23
<b>ASSETS</b>	
<b>Current Assets</b>	
Checking/Savings	
1010 · CASSIE VFD-ESD2	69,114.86
<b>Total Checking/Savings</b>	69,114.86
<b>Total Current Assets</b>	69,114.86
<b>Fixed Assets</b>	
1410 · Land	13,820.69
1420 · Furniture & Fixtures	10,438.09
1430 · Vehicles & Equipment	1,189,560.79
1440 · EMS Equipment	5,037.56
1450 · Communication Equipment	103,956.55
1460 · Buildings	123,895.61
1510 · Accumulated Depreciation	-1,058,463.72
<b>Total Fixed Assets</b>	388,245.57
<b>Other Assets</b>	
1090 · Transfers (In/Out)	70,000.00
<b>Total Other Assets</b>	70,000.00
<b>TOTAL ASSETS</b>	<b>527,360.43</b>
<b>LIABILITIES &amp; EQUITY</b>	
<b>Liabilities</b>	
<b>Current Liabilities</b>	
Other Current Liabilities	
2010 · Employer & Emp. Payroll Tax	1,213.69
<b>Total Other Current Liabilities</b>	1,213.69
<b>Total Current Liabilities</b>	1,213.69
<b>Total Liabilities</b>	1,213.69
<b>Equity</b>	
3010 · Unrestricted Net Assets-Ret.Ern	469,600.34
Net Income	56,546.40
<b>Total Equity</b>	526,146.74
<b>TOTAL LIABILITIES &amp; EQUITY</b>	<b>527,360.43</b>

4:55 PM  
 05/10/23  
 Cash Basis

**Cassie Volunteer Fire Department**  
**Profit & Loss by Class**  
 October 2022 through April 2023

	ESD	FD	FDE	TOTAL
<b>Income</b>				
4000 · Income				
4005 · ESD payments	119,883.25	0.00	49,242.50	169,125.75
4040 · FD Reimbursement	1,650.00	0.00	0.00	1,650.00
4070 · ESD Reimbursement	2,815.00	0.00	0.00	2,815.00
<b>Total 4000 · Income</b>	<b>124,348.25</b>	<b>0.00</b>	<b>49,242.50</b>	<b>173,590.75</b>
<b>Total Income</b>	<b>124,348.25</b>	<b>0.00</b>	<b>49,242.50</b>	<b>173,590.75</b>
<b>Expense</b>				
5000 · ADMINISTRATIVE				
5005 · Accounting	675.00	0.00	250.00	925.00
5025 · Office Supplies	113.73	0.00	0.00	113.73
5035 · Shipping/Postage/PO Box Rental	60.00	0.00	0.00	60.00
5040 · SubscripTn/Dues/Membsrhp/RecMgmt	3,538.17	0.00	0.00	3,538.17
5042 · Record Mgmt Systems-ER,PC,CAD	2,645.57	0.00	0.00	2,645.57
5050 · Uniforms (Caps and Shirts)	13.99	0.00	0.00	13.99
5060 · Banking/SftyDepBox/Chks/BkgdCks	20.00	0.00	0.00	20.00
5065 · Finance Chgs/Late Fees/Sales Tx	40.00	0.00	0.00	40.00
5076 · RECRUITMENT & RETENTION	4,508.30	0.00	0.00	4,508.30
5078 · Items to be reimbursed by ESD	1,650.00	0.00	0.00	1,650.00
<b>Total 5000 · ADMINISTRATIVE</b>	<b>13,264.76</b>	<b>0.00</b>	<b>250.00</b>	<b>13,514.76</b>
5200 · PAID POSITION				
5205 · Base Salary	0.00	0.00	34,615.35	34,615.35
5215 · CVFD SS & Medicare Tax Match	0.00	0.00	2,648.10	2,648.10
<b>Total 5200 · PAID POSITION</b>	<b>0.00</b>	<b>0.00</b>	<b>37,263.45</b>	<b>37,263.45</b>
5300 · BUILDING AND GROUNDS				
5310 · Janitorial Supplies	10.48	0.00	0.00	10.48
5320 · Repairs and Maintenance	837.54	0.00	0.00	837.54
5325 · Furn&YardEquip Repl/Rep/New	866.71	1,164.93	0.00	2,031.64
5330 · Electrical Service	1,662.00	0.00	0.00	1,662.00
5335 · Telephone Service	2,778.20	0.00	0.00	2,778.20
<b>Total 5300 · BUILDING AND GROUNDS</b>	<b>6,154.93</b>	<b>1,164.93</b>	<b>0.00</b>	<b>7,319.86</b>
5600 · COMMUNICATIONS				
5605 · Batteries, Clips, Acc.	1,578.76	0.00	0.00	1,578.76
<b>Total 5600 · COMMUNICATIONS</b>	<b>1,578.76</b>	<b>0.00</b>	<b>0.00</b>	<b>1,578.76</b>
6600 · INSURANCE				
6605 · Building and Property	2,892.00	0.00	0.00	2,892.00
6610 · Vehicle	6,368.00	0.00	0.00	6,368.00
6615 · Personnel Coverage	13,972.42	0.00	0.00	13,972.42
<b>Total 6600 · INSURANCE</b>	<b>23,232.42</b>	<b>0.00</b>	<b>0.00</b>	<b>23,232.42</b>
7000 · OPERATIONS				
7010 · Fuel-Vehicle and Equipment	65.17	0.00	0.00	65.17
7012 · Fuelman-Vehicles & Equipment	3,525.39	0.00	0.00	3,525.39
7020 · Fire Extinguisher Test/Repr	145.00	0.00	0.00	145.00
7030 · First Responder Supplies	932.17	0.00	0.00	932.17
7035 · Ladder, Pump & Hose Testing	1,075.00	0.00	0.00	1,075.00
7040 · Minor Tools	255.49	0.00	0.00	255.49
7050 · Personal Protect Equip-PPE	2,831.38	0.00	0.00	2,831.38
7057 · Operations - Radio Service Fee	5,296.44	0.00	0.00	5,296.44
7060 · Rehabilitation Supplies	227.00	25.54	0.00	252.54
7075 · State Veh Safety Inspec&Regist	15.00	0.00	0.00	15.00
7080 · Vehicle Maintenance/Repair	241.15	0.00	0.00	241.15
7085 · Vehicle Maint/Repr(Vendor)	1,959.43	0.00	0.00	1,959.43
7095 · Fire Fighting Equipmt - NEW	14,117.59	0.00	0.00	14,117.59
7096 · FIRE FIGHTING EQUIPMENT-MAINTEN	459.73	0.00	0.00	459.73
7100 · Rescue Equipment - NEW	962.09	0.00	0.00	962.09
<b>Total 7000 · OPERATIONS</b>	<b>32,108.03</b>	<b>25.54</b>	<b>0.00</b>	<b>32,133.57</b>



4:55 PM  
05/10/23  
Cash Basis

**Cassie Volunteer Fire Department**  
**Profit & Loss by Class**  
October 2022 through April 2023

	<u>ESD</u>	<u>FD</u>	<u>FDE</u>	<u>TOTAL</u>
<b>8000 · TRAINING</b>				
8020 · Training -VENDOR	1,400.95	0.00	0.00	1,400.95
8022 · Training-Certification&Testing	118.10	0.00	0.00	118.10
8025 · Per Diem Travel/Lodging	158.78	0.00	0.00	158.78
<b>Total 8000 · TRAINING</b>	<u>1,677.83</u>	<u>0.00</u>	<u>0.00</u>	<u>1,677.83</u>
<b>9000 · PUBLIC RELATIONS</b>				
9025 · Recognition/Thank You	323.70	0.00	0.00	323.70
<b>Total 9000 · PUBLIC RELATIONS</b>	<u>323.70</u>	<u>0.00</u>	<u>0.00</u>	<u>323.70</u>
<b>Total Expense</b>	<u>78,340.43</u>	<u>1,190.47</u>	<u>37,513.45</u>	<u>117,044.35</u>
<b>Net Income</b>	<u><b>46,007.82</b></u>	<u><b>-1,190.47</b></u>	<u><b>11,729.05</b></u>	<u><b>56,546.40</b></u>

4:45 PM  
 05/10/23  
 Cash Basis

**Cassie Volunteer Fire Department  
 Profit & Loss Detail  
 April 2023**

Date	Name	Memo	Class	Paid Amount
<b>Income</b>				
<b>4000 · Income</b>				
<b>4005 · ESD payments</b>				
04/05/2023	BCESD#2	3rd quarter distribution for operations for fire service	ESD	39,952.75
04/05/2023	BCESD#2	3rd quarter distribution for payroll	FDE	16,422.50
Total 4005 · ESD payments				56,375.25
Total 4000 · Income				56,375.25
Total Income				56,375.25
<b>Expense</b>				
<b>5000 · ADMINISTRATIVE</b>				
<b>5025 · Office Supplies</b>				
04/12/2023	Chase Card Serv...	Apple-icloud storage for reports	ESD	0.99
Total 5025 · Office Supplies				0.99
<b>5040 · Subscrptn/Dues/Membrshp/RecMgmt</b>				
04/12/2023	Chase Card Serv...	SFFMA-2023 membership for M. Rivera	ESD	81.00
04/12/2023	Chase Card Serv...	YMCA-April membership for D. Lee-senior couple	ESD	40.00
04/12/2023	Chase Card Serv...	YMCA-April membership for T. Herwig-senior couple	ESD	40.00
04/12/2023	Chase Card Serv...	YMCA-April membership for G. Sanchez-couple	ESD	55.00
04/12/2023	Chase Card Serv...	YMCA-April membership for C. Kelley	ESD	65.00
04/12/2023	Chase Card Serv...	YMCA-April membership for D. Curtis	ESD	65.00
Total 5040 · Subscrptn/Dues/Membrshp/RecMgmt				346.00
<b>5076 · RECRUITMENT &amp; RETENTION</b>				
04/12/2023	Chase Card Serv...	Fully Involved Leather-1-brown custom handmade leather radio strap w/antisway ...	ESD	180.49
04/12/2023	Chase Card Serv...	Fully involved Leather-1-custom handmade leather radio strap w/ anti-sway strap ...	ESD	161.89
Total 5076 · RECRUITMENT & RETENTION				342.38
Total 5000 · ADMINISTRATIVE				689.37
<b>5200 · PAID POSITION</b>				
<b>5205 · Base Salary</b>				
04/13/2023	Derrick R Curtis	Salary-Payroll for period ending 4-21-2023-wrote check early due to being out for ...	FDE	2,307.69
Total 5205 · Base Salary				2,307.69
<b>5215 · CVFD SS &amp; Medicare Tax Match</b>				
04/13/2023	Derrick R Curtis	Payroll for period ending 4-21-2023-wrote check early due to being out for spouse...	FDE	176.54
Total 5215 · CVFD SS & Medicare Tax Match				176.54
Total 5200 · PAID POSITION				2,484.23
<b>5300 · BUILDING AND GROUNDS</b>				
<b>5330 · Electrical Service</b>				
04/15/2023	PEC	Acct#3000098825-monthly stmt for period 2-20-2023--3-22-2023	ESD	178.80
Total 5330 · Electrical Service				178.80
<b>5335 · Telephone Service</b>				
04/12/2023	Chase Card Serv...	VZwriss-for 6- phone lines for ipads for service for the period 2-11-23--3-10-23	ESD	338.11
04/12/2023	Chase Card Serv...	281 internet-Stmt#28109--for the period 4-10-23--5-9-2023	ESD	167.00
Total 5335 · Telephone Service				505.11
Total 5300 · BUILDING AND GROUNDS				683.91
<b>5600 · COMMUNICATIONS</b>				
<b>5605 · Batteries, Clips, Acc.</b>				
04/12/2023	Chase Card Serv...	Amzn-2-4 packs of D-cell batteries for portable power battery pumps	ESD	19.46
Total 5605 · Batteries, Clips, Acc.				19.46
Total 5600 · COMMUNICATIONS				19.46
<b>6600 · INSURANCE</b>				
<b>6605 · Building and Property</b>				

4:45 PM  
 05/10/23  
 Cash Basis

**Cassie Volunteer Fire Department  
 Profit & Loss Detail  
 April 2023**

Date	Name	Memo	Class	Paid Amount
04/07/2023	VFIS of Texas	Inv#3694-3rd quarter installment for commercial insurance	ESD	964.00
Total 6605 · Building and Property				964.00
<b>6610 · Vehicle</b>				
04/07/2023	VFIS of Texas	Inv#3694-3rd quarter installment for vehicle insurance	ESD	2,112.00
Total 6610 · Vehicle				2,112.00
Total 6600 · INSURANCE				3,076.00
<b>7000 · OPERATIONS</b>				
<b>7012 · Fuelman-Vehicles &amp; Equipment</b>				
04/12/2023	Fuelman	3-6-23-4460-regular and calls	ESD	46.41
04/12/2023	Fuelman	3-15-23-4460-regular and calls	ESD	44.76
04/12/2023	Fuelman	3-21-23-4460-regular and calls and meetings	ESD	55.18
04/12/2023	Fuelman	3-28-23-4460-regular and calls	ESD	56.85
04/12/2023	Fuelman	3-28-23-4450-pump-fill gas can for pump	ESD	12.43
04/12/2023	Fuelman	3-17-23-4451-pump-filled gas can used fuel for mower	ESD	11.52
04/12/2023	Fuelman	3-14-23-4421-regular and calls	ESD	41.93
04/12/2023	Fuelman	3-22-23-4440-Rpt#23-00031-MA-North end task force-3000Blk of 281-NR-would ...	ESD	56.18
04/12/2023	Fuelman	3-22-23-4451-Rpt#23-00031-MA-North end task force-3000Blk of 281	ESD	51.06
Total 7012 · Fuelman-Vehicles & Equipment				376.32
<b>7030 · First Responder Supplies</b>				
04/12/2023	Chase Card Serv...	Choice Medical-2-oxygen D-tank refills	ESD	40.00
Total 7030 · First Responder Supplies				40.00
<b>7040 · Minor Tools</b>				
04/12/2023	Chase Card Serv...	Amzn-2- portable power battery pumps to drain coolers	ESD	45.56
04/12/2023	Chase Card Serv...	Amzn-5-sets of 17 piece folding allen wrench sets w/standard and metric and 2 p...	ESD	74.95
Total 7040 · Minor Tools				120.51
<b>7060 · Rehabilitation Supplies</b>				
04/12/2023	Chase Card Serv...	Walmart-rehab snacks	ESD	55.52
04/12/2023	Chase Card Serv...	HEB-rehab snaks and beverages	ESD	91.06
04/12/2023	Chase Card Serv...	Circle K-Rehab from working fire Rpt#23-00031-3000 blk of 281	ESD	6.75
Total 7060 · Rehabilitation Supplies				153.33
<b>7085 · Vehicle Maint/Repr(Vendor)</b>				
04/12/2023	Chase Card Serv...	Quick Brakes-4450-oil change and safety inspection	ESD	199.94
04/12/2023	Chase Card Serv...	Quick Brakes-4460 oil change and safety inspection	ESD	124.88
Total 7085 · Vehicle Maint/Repr(Vendor)				324.82
<b>7095 · Fire Fighting Equipmt - NEW</b>				
04/12/2023	Chase Card Serv...	Wiltmer-1-Thermal Camera Kit includes 2-batteris, charger and cables and 1-FLIR...	ESD	4,063.13
Total 7095 · Fire Fighting Equipmt - NEW				4,063.13
Total 7000 · OPERATIONS				5,078.11
<b>9000 · PUBLIC RELATIONS</b>				
<b>9025 · Recognition/Thank You</b>				
04/12/2023	Chase Card Serv...	Eagle Engraving-1-Bronze FF plaque for T. Herwig Hill Country 100 recipient for 2...	ESD	44.95
Total 9025 · Recognition/Thank You				44.95
Total 9000 · PUBLIC RELATIONS				44.95
Total Expense				12,076.03
<b>Net Income</b>				<b>44,299.22</b>

5:19 PM  
05/10/23  
Cash Basis

**Cassie Volunteer Fire Dept. & EMS**  
**Balance Sheet**  
As of April 30, 2023

	Apr 30, 23
<b>ASSETS</b>	
<b>Current Assets</b>	
Checking/Savings	
1010 · FSB of Burnet - 68007	94,780.12
<b>Total Checking/Savings</b>	94,780.12
<b>Total Current Assets</b>	94,780.12
<b>Other Assets</b>	
1090 · Transfers (In/Out)	-70,000.00
<b>Total Other Assets</b>	-70,000.00
<b>TOTAL ASSETS</b>	<b>24,780.12</b>
<b>LIABILITIES &amp; EQUITY</b>	
<b>Equity</b>	
3010 · Unrestricted Net Assets	24,801.12
Net Income	-21.00
<b>Total Equity</b>	24,780.12
<b>TOTAL LIABILITIES &amp; EQUITY</b>	<b>24,780.12</b>

5:26 PM  
05/10/23  
Cash Basis

**Cassie Volunteer Fire Dept. & EMS**  
**Profit & Loss Detail**  
April 2023

---

<u>Date</u>	<u>Name</u>	<u>Memo</u>	<u>Class</u>	<u>Paid Amount</u>
<b>Income</b>				
<b>4000 · INCOME</b>				
<b>4010 · Individual Donations</b>				
04/28/2023	Individual Dona...	S. Barclay-requested TX Mountain Bike ...	FD	<u>152.00</u>
Total 4010 · Individual Donations				<u>152.00</u>
<b>4020 · Group &amp; Company Donations</b>				
04/28/2023	TX Interschola...	TX Interscholastic Mountain Bike Leagu...	FD	<u>300.00</u>
Total 4020 · Group & Company Donations				<u>300.00</u>
Total 4000 · INCOME				<u>452.00</u>
Total Income				<u>452.00</u>
Expense				<u>          </u>
<b>Net Income</b>				<b><u>452.00</u></b>

HdL Companies

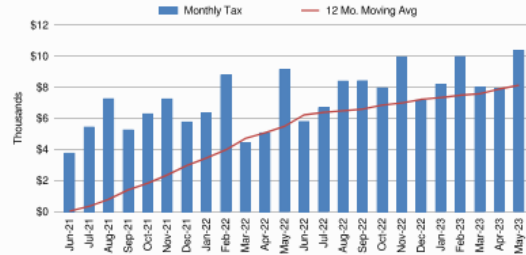
**SALES TAX SNAPSHOT**  
Burnet Co ESD 2

May-23

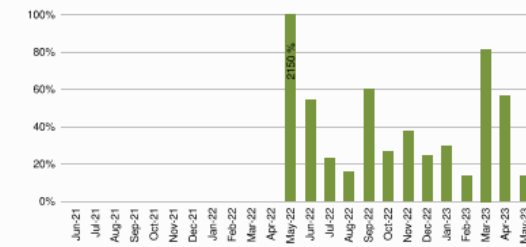
Sales Tax Net Payments

FY Mo.	FY2022	FY2023	YoY % Change
Oct	\$ 6,284	\$ 7,965	26.8%
Nov	\$ 7,245	\$ 9,955	37.4%
Dec	\$ 5,758	\$ 7,155	24.3%
Jan	\$ 6,336	\$ 8,190	29.3%
Feb	\$ 8,784	\$ 9,980	13.6%
Mar	\$ 4,411	\$ 8,004	81.5%
Apr	\$ 5,059	\$ 7,909	56.3%
May	\$ 9,132	\$ 10,373	13.6%
Jun	\$ 5,793		
Jul	\$ 6,675		
Aug	\$ 8,397		
Sep	\$ 8,411		
FYTD	\$ 53,011	\$ 69,532	31.2%
FY Total	\$ 82,287		

Sales Tax Net Payments Trend



Sales Tax Net Payments Change - YoY



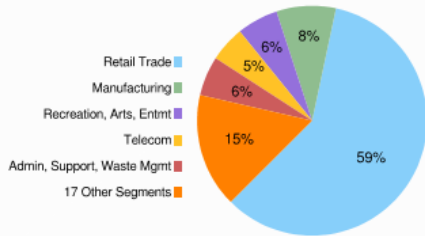
Top 10 Taxpayers

Rank	Company	FYTD Collections	% Total
1	AMAZON.COM SERVICES INC (MARKETPLACE)		
2	SMS BUCHANAN BUSINESS INC		
3	AMAZON.COM SERVICES LLC		
4	BUCHANAN SEPTIC TANKS INC.		
5	JIM EACHUS		
6	REVEILLE PEAK RANCH SOLUTIONS LLC		
7	PEDERNALES ELECTRIC COOPERATIVE INC.		
8	REVEILLE PEAK RANCH L.L.C.		
9	UTOPIAFEST LLC		
10	MARK W MARDIS		
Top 10 Companies		\$ 39,924	56.2%
960 Other Large Companies		\$ 17,787	25.1%
Small Companies/Other		\$ 12,509	17.6%
Single Local Tax Rate (SLT)		\$ 772	1.1%
Total		\$ 70,992	100.0%

Industry Segment Collections Trend - YoY % Chg

SEGMENT	Dec	Jan	Feb	Mar	Apr	May
Retail Trade	6.3%	5.8%	-1.9%	3.0%	25.0%	-100.0%
Manufacturing	269.2%	109.2%	352.7%	244.8%	558.6%	-100.0%
Recreation, Arts, Entmt	220.4%	828.0%	93.8%	0%	3.3%	-100.0%
Admin, Support, Waste Mgmt	-20.2%	3.6%	-13.1%	372.1%	-29.9%	-100.0%
Telecom	33.7%	24.6%	1.1%	32.3%	17.6%	-100.0%
All Others	24.5%	-14.2%	44.1%	216.3%	165.2%	-100.0%
Total Collections	23.9%	29.4%	13.4%	84.3%	55.8%	13.1%

Sales Tax Collections by Industry Segment



© 2023 All Rights Reserved

Data Source: Texas Comptroller of Public Accounts

HdL Companies

**Burnet Co ESD 2**  
**TOP 30 COMPANIES RANK and CHANGE SUMMARY**  
**May-23**

Fiscal Year: Oct-Sep

Rank*	Company	NAICS Key	Prior	Current	Change \$	Change %	Current
			Fiscal YTD Sales Tax Collections	Fiscal YTD Sales Tax Collections			Fiscal YTD % Total Collections
1	AMAZON.COM SERVICES INC (MARKETPLACE)	9					
2	SMS BUCHANAN BUSINESS INC	9					
3	AMAZON.COM SERVICES LLC	9					
4	BUCHANAN SEPTIC TANKS INC.	5					
5	JIM EACHUS	9					
6	REVEILLE PEAK RANCH SOLUTIONS LLC	21					
7	PEDERNALES ELECTRIC COOPERATIVE INC.	3					
8	REVEILLE PEAK RANCH L.L.C.	1					
9	UTOPIAFEST LLC	21					
10	MARK W MARDIS	18					
<b>TOP 10 LARGE** COMPANIES</b>			<b>32,197</b>	<b>39,924</b>	<b>7,727</b>	<b>24.0%</b>	<b>56.2%</b>
11	APPLE INC.	5					
12	NEW CINGULAR WIRELESS PCS LLC	12					
13	EBAY INC.	9					
14	WASTE MANAGEMENT OF TEXAS INC.	18					
15	MOW PARTNERS LLC	4					
16	DISH NETWORK L.L.C.	12					
17	J BAR ENTERPRISES LLC	15					
18	WAL-MART.COM USA LLC	9					
19	BFS GROUP LLC	9					
20	AQUA SPHERE INC.	8					
21	BESTBUY.COM LLC	9					
22	SIRIUS XM RADIO INC.	12					
23	SAFE STEP WALK IN TUB LLC	4					
24	JOHNSON ROOFING INC.	4					
25	AQUATERRA GROUP LLC	18					
26	TEXAS TRUCKING COMPANY INCORPORATED	10					
27	THE SHADE STORE LLC	9					
28	BEE CAVE DRILLING INC.	4					
29	CELLCO PARTNERSHIP DBA VERIZON WIRELESS	12					
30	RUNSIGNUP INC.	11					
<b>TOP 30 LARGE COMPANIES</b>			<b>43,259</b>	<b>49,581</b>	<b>6,321</b>	<b>14.6%</b>	<b>69.8%</b>
<b>TOP 100 LARGE COMPANIES</b>			<b>48,775</b>	<b>54,061</b>	<b>5,286</b>	<b>10.8%</b>	<b>76.2%</b>
<b>869 OTHER LARGE COMPANIES</b>			<b>3,510</b>	<b>3,650</b>	<b>141</b>	<b>4.0%</b>	<b>5.1%</b>
<b>SMALL COMPANIES &amp; OTHER</b>			<b>1,327</b>	<b>12,509</b>	<b>11,181</b>	<b>842.4%</b>	<b>17.6%</b>
<b>SINGLE LOCAL TAX RATE COLLECTIONS (SLT)</b>			<b>562</b>	<b>772</b>	<b>210</b>	<b>37.4%</b>	<b>1.1%</b>
<b>TOTAL COLLECTIONS</b>			<b>54,174</b>	<b>70,992</b>	<b>16,818</b>	<b>31.0%</b>	<b>100.0%</b>
<b>STATE COMPTROLLER FEES</b>			<b>1,164</b>	<b>1,460</b>	<b>297</b>	<b>25.5%</b>	<b>2.1%</b>
<b>NET PAYMENTS</b>			<b>53,011</b>	<b>69,532</b>	<b>16,521</b>	<b>31.2%</b>	<b>97.9%</b>

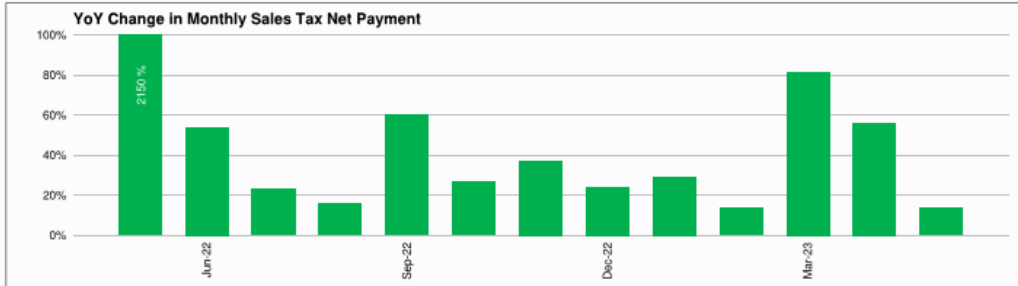
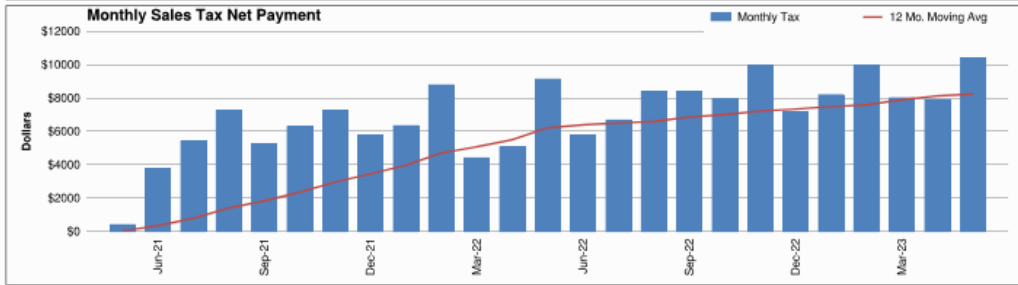
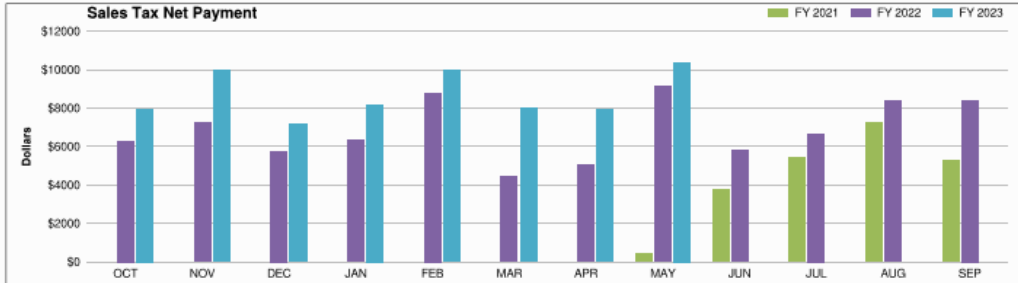
\* Ranked by Total of Last Fiscal Year + Current Fiscal YTD  
\*\* Businesses whose detailed sales tax data is available

# Burnet Co ESD 2 - Sales Tax Net Payment Trend

	FISCAL YEAR				
	2019	2020	2021	2022	2023
Oct				\$ 6,284	\$ 7,965
Nov				\$ 7,245	\$ 9,955
Dec				\$ 5,758	\$ 7,155
Jan				\$ 6,336	\$ 8,190
Feb				\$ 8,784	\$ 9,980
Mar				\$ 4,411	\$ 8,004
Apr				\$ 5,059	\$ 7,909
May			\$ 406	\$ 9,132	\$ 10,373
Jun			\$ 3,762	\$ 5,793	
Jul			\$ 5,431	\$ 6,675	
Aug			\$ 7,257	\$ 8,397	
Sep			\$ 5,254	\$ 8,411	
<b>YEAR</b>	<b>\$</b>	<b>\$</b>	<b>\$ 22,109</b>	<b>\$ 82,287</b>	<b>\$ 69,532</b>

Change: FY '23/'22			
Month		Year-to-Date	
\$	%	\$	YTD %
\$ 1,681	26.8%	\$ 1,681	26.8%
\$ 2,710	37.4%	\$ 4,391	32.5%
\$ 1,397	24.3%	\$ 5,788	30.0%
\$ 1,854	29.3%	\$ 7,642	29.8%
\$ 1,196	13.6%	\$ 8,838	25.7%
\$ 3,593	81.5%	\$ 12,431	32.0%
\$ 2,850	56.3%	\$ 15,281	34.8%
\$ 1,240	13.6%	\$ 16,521	31.2%

YoY Change      na      na      na      na





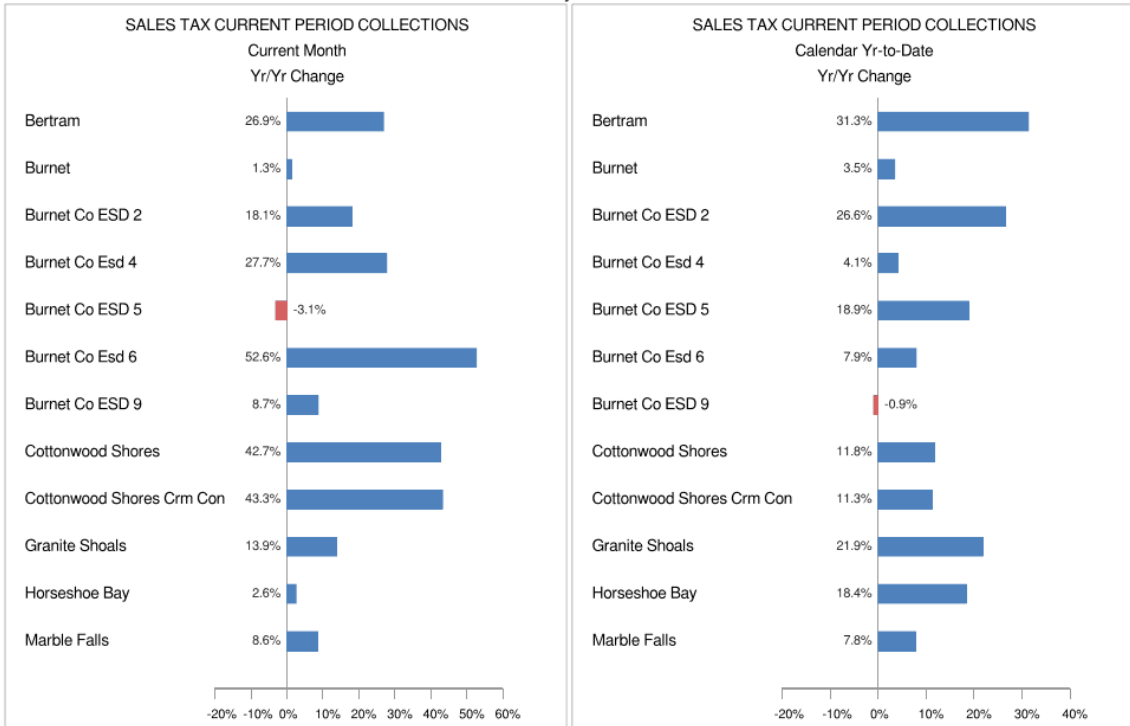
**Burnet Co ESD 2  
SALES TAX PAYMENT DETAIL**

**May-23**

Fiscal Year: Oct-Sep

COLLECTIONS	May-22	May-23	Chg. \$ Chg. %	Prior FYTD	Current FYTD	Chg. \$ Chg. %
<b>Current Period</b>	<b>9,017</b>	<b>10,649</b>	<b>1,632</b> 18.1%	<b>52,367</b>	<b>66,919</b>	<b>14,553</b> 27.8%
Prior Period	(1)	(124)	(123) 10992.9%	189	2,286	2,098 1111.5%
Future Period	377	2	(375) -99.4%	1,076	946	(129) -12.0%
Audit	(85)	0	85 -100.0%	(45)	31	76 -168.3%
Unidentified	2	2	0 16.5%	25	36	11 42.8%
Single Local Tax Rate	94	107	13 14.0%	562	772	210 37.4%
<b>TOTAL</b>	<b>9,403</b>	<b>10,636</b>	<b>1,232</b> 13.1%	<b>54,174</b>	<b>70,992</b>	<b>16,818</b> 31.0%
Service Fee	(188)	(213)	(25) 13.1%	(1,083)	(1,420)	(336) 31.0%
Current Retained	(184)	(208)	(24) 13.1%	(1,062)	(1,391)	(330) 31.0%
Prior Retained	101	158	57 55.9%	982	1,351	369 37.6%
<b>NET PAYMENT</b>	<b>9,132</b>	<b>10,373</b>	<b>1,240</b> 13.6%	<b>53,011</b>	<b>69,532</b>	<b>16,521</b> 31.2%

SALES TAX TREND  
 BURNET COUNTY  
 May-23



Data: Texas Comptroller of Public Accounts

Copyright © 2023 All Rights Reserved All Rights Reserved

Hdl Companies

**NAICS KEY**

<b>Code</b>	<b>Industry Segment</b>
1	Ag, Forestry, Fishing, Hunting
2	Mining, Oil/Gas Extr
3	Utilities
4	Construction
5	Manufacturing
6	Included in Key No. 5
7	Included in Key No. 5
8	Wholesale Trade
9	Retail Trade
10	Transportation, Warehousing
11	Information excl. Telecom
12	Telecom
13	Included in Key No. 11
14	Financial, Insurance
15	Real Estate, Rental, Leasing
16	Prof, Scientific, Tech Svcs
17	Company, Enterprise Mgmt
18	Admin, Support, Waste Mgmt
19	Education Services
20	Health Care, Social Assistance
21	Recreation, Arts, Entmt
22	Lodging, Food Svcs
23	Other Services
24	Public Admin
25	Unidentified