



BURNET COUNTY EMERGENCY SERVICES DISTRICT NO. 2
P.O. Box 249
Buchanan Dam, Texas 78609-0249

Minutes (Official) – November 17, 2022

1. (AI)¹ Call meeting to order

(AD)²At 10:01 a.m., November 17, 2022, the Regular Meeting for the Board of Emergency Service Commissioners of Burnet County Emergency Services District No. 2 was called to order by President Richard Bremer at the Cassie Volunteer Fire Department, 3900 RR 690, Burnet, Texas 78611. Notice of this meeting (Enclosure 1) had been previously posted at the Burnet County Courthouse and the Cassie VFD website (www.cassievfd.com), in compliance with the provisions of Chapter 551, Texas Government Code.

2. (AI) Establish a quorum

(AD) Board member in attendance were:

Richard Bremer

Robbie Cheatham

Jodeen Lee

John Call

Sharon Barclay



Commissioner Bremer confirmed a quorum was present.

3. (AI) Pledge of Allegiance

(AD) The quorum having been established, the Pledge of Allegiance to the United States was rendered with appropriate honors.

4. (AI) Invocation

(AD) The Invocation was offered by Commissioner Bremer.

¹ AI – Agenda Item

² AD – Action and/or Discussion by BCESD-2 Commissioners

5. (AI) Welcome guests

*(AD) Commissioner Bremer welcomed to the meeting:
CVFD Chief Derrick Curtis*

6. (AI) Comments from the Board and Public not scheduled on the agenda may speak, however no action can be taken on these items and the Board will not debate the comments at this meeting. Comments regarding specific agenda items should occur when the item is called. There is a 2-minute speaking limit.

(AD) Commissioner Bremer called for comments from the Board or guests.

There were no comments offered.

7. (AI) Accept Minutes from the October 20, 2022 meeting

(AD) Commissioner Bremer called for corrections to the October 20, 2022 Meeting Minutes; with no additional changes the Minutes were accepted as presented.

8. (AI) ESD #2 Treasurer's Report

(AD) Commissioner Lee gave the ESD Treasurer's Report for October 2022

*Balances – Checking: \$66,761.28
CD: \$157,354.50
Total Assets: \$224,115.78*

*Income: \$1520.76
Expenses: \$56,722.91
Net: (-)\$55,202.15
(Enclosure 2)*

Report for Sales Tax October 2022

*Balance: \$103,804.28
Income: \$7968.03
Expenses: 0
(Enclosure 3)*

Commissioner Bremer called for discussion related to the October Financial Report; with no further discussion the reports were accepted as presented.

9. (AI) Discussion and/or action regarding the disbursement of funds

(AD) Commissioner Lee reported upcoming expenses to include Audit expense, reimbursement to John Call for mileage, check order, and reimbursement to Commissioner Cheatham for SAFE-D Conference registration.

10. (AI) Discussion and/or action concerning the investment of excess funds for future capital expenditures (Edward Jones presentation at the December ESD meeting)

(AD) Commissioner Bremer reported that he had followed up with contacting the Edward Jones representative and the he would be at the December meeting to discuss investment options.

11. (AI) Report from the Cassie Volunteer Fire Department.

A. Report of VFD

- 1. Number of calls.**
- 2. Training, etc.**
- 3. Other department activity or concerns.**

B. Cassie VFD Financial Report

C. Discussion and/or approval of Capital Expenditures for Cassie VFD, if applicable

A. (AD) Chief Curtis reported on CVFD activity for the month of October. CVFD responded to calls –10 EMS/5 Fire. Mutual Aid –3 given, 1 received. Average response time for October was 6.03; In-District calls 6.49, M-F 4.29, and Out-of-District is 13.56. Average personnel per call for October was 4.6. (Enclosure 4)

Chief Curtis stated that the Burn Ban had been lifted. Chief Curtis reported that the compressor at the department had gone out and CVFD is in the process of procuring a new one.

B. (AD) Chief Curtis gave the CVFD Treasurers Report for October 2022. There was a balance of \$34,474.14 in checking. Expenses for October were \$34,469.57, which included routine operational costs as well as expense for annual radio services to Burnet County. (Enclosure 5) The Late Fee charge was inquired about and Chief Curtis reported that it was a reimbursement for a double charge that Chase had erroneously made.

Chief Curtis reported on the CVFD Account – current balance is \$95,051.12. (Enclosure 6)

C. The Turbodraft that was ordered on last year's Capital Budget has come in.

12. (AI) Report from the Joint Task Force concerning the 5-year plan

(AD) Commissioner Bremer reported there had been no formal meeting of the JTF.

13. (AI) Discussion and/or action concerning giving approval for the expenditure of funds from the Sales Tax Account for an architect and survey of the property for the site of the new building

(AD) Commissioner Bremer and Chief Curtis reported that they had met with Martinez Architectural firm to inquire on preliminary information for building a new Sub-Station across from the existing Station. Martinez Architect works with public services and provide complete services from design to managing the subcontractors to compliance and insurance.

There was general discussion related to the costs of the services. The survey is approximately \$2500 and it is a preliminary estimation that the station cost will be \$1M. Commissioner Barclay inquired on the costs of actually hiring the Architect and there were no firm estimates. The building is projected to be a Metal Frame 6000sqft with no plumbing, but with electricity and AC/Heat.

Commissioner Call made the motion to give approval for the expenditure of funds and move forward with the Architect and survey of the property; Commissioner Lee seconded.

There continued to be discussion regarding the ambiguity of the amount of costs for the Architect. Commissioner Bremer suggested that they recontact Martinez Architects for more firm costs.

Commissioner Bremer called for a vote:

*Yay – Commissioner Bremer
Commissioner Call*

*Nay- Commissioner Cheatham
Commissioner Lee
Commissioner Barclay*

The motion did not carry.

Commissioner Bremer asked for Chief Curtis to inquire with Martinez Architect for a more concrete amount and he stated that he would put it on next month's agenda.

14. (AI) Administrative update of the Sales Tax Program for ESD #2 including update on reports from HdL

(AD) Commissioner Barclay presented information obtained by HdL on Sales Tax statistics. Commissioner Barclay reported that November Sales Tax Income was \$9955; this reflected a 37.4% increase from November 2021. The major Sales Tax contributors remain in the Retail Trade sector and the top contributors stable. Commissioner Barclay reported that for all of the local entities that collect Sales Tax, the amounts continue to be increased Year-to-Year. She stated that HdL is still working with the Comptroller's Office on the businesses that were identified not reporting sales in the District. (Enclosure 7)

Commissioner Barclay discussed the idea that had been previously brought forth of enacting an Ordinance within the ESD for registration of business and vendors. She stated that she was unable to find any other ESD's who have done this and that it steps into enforcement. There was discussion related to this concept and it was generally decided to continue to follow-up with procedures that are currently established in trying to capture Sales Tax revenues.

15. (AI) Update on the change in meeting date from the Fourth Thursday to the Third Thursday for FY 2022-2023

(AD) Commissioner Bremer stated that he had notified the Cassie Community Center of the meeting date change. There was discussion to changing the location of the meeting to Cassie VFD. There are advantages of CVFD in that there is established Internet and a smaller environment.

Commissioner Cheatham made the motion to move the location of the ESD Meetings to the Cassie VFD beginning in December 2022; Commissioner Call seconded. The vote was unanimous.

16. (AI) Terms of office: The terms for Jodeen Lee and Robbie Cheatham both expire at the end of December, 2022. Both have agreed to be reappointed for another two-year term. Their names will be forwarded to Jim Luther, Commissioner for Pct. 1, to be appointed by the Burnet County Commissioners Court

(AD) Commissioner Bremer stated that both Commissioner Lee and Commissioner Cheatham have agreed to serve another term as an ESD #2 Commissioner; Commissioner Luther was notified.

17. (AI) SAFE-D Conference is February 2-4, 2023, at the Kalahari Convention Center in Round Rock. Registration is now open

(AD) Commissioner Bremer announced that registration is open for the SAFE-D Conference; Commissioner Cheatham states that she has registered and Commissioner Lee stated that she will register.

18. (AI) Update on the annual audits for ESD 2 and the CVFD

(AD) Commissioner Bremer stated that they had met with the Auditor's on November 10 for the Field Audit. The final report will be forthcoming in January.

19. (AI) Calendar of events for December 2022.

A. Approve Capital Expenditures, if applicable.

B. Presentation from Edward Jones concerning investment options.

(AD) Commissioner Bremer discussed upcoming events for December 2022. He stated that there are no anticipated Capital Expenditures. He will keep on the Agenda information regarding preliminary Architect and Survey costs. Additionally, there will be a presentation from the Edward Jones representative.

20. (AI) Next meeting, at 10:00 AM on Thursday, December 15, 2022 at the Cassie Community Center. The Meetings in 2023 will be on the Third Thursday at 10 a.m. at the Cassie Community Center.

(AD) Commissioner Bremer announced that the next meeting will be on Thursday, December 15 at the Cassie Volunteer Fire Department (see AI 15) at 10 a.m.

21. (AI) Adjourn

(AD) With no additional business, the Burnet County Emergency Services District No. 2 November 17, 2022 Meeting was adjourned at 10:59a.m.

Sharon K. Barclay

Sharon K. Barclay
Secretary
Emergency Services District No. 2
Burnet County
November 17, 2022

Richard Bremer
President
Emergency Services District No. 2
Burnet County
November 17, 2022



BURNET COUNTY EMERGENCY SERVICES DISTRICT #2
P.O. BOX 249
BUCHANAN DAM, TEXAS 78609-0249
NOTICE OF REGULAR MEETING

In compliance with the provisions of Chapter 551, Texas Government Code, notice is hereby given of a Regular Meeting of the Board of Emergency Services Commissioners of Burnet County Emergency Services District #2, to be held on Thursday, November 17, 2022, at 10:00 a.m. at the Cassie VFD Station located at 3900 RR 690, Burnet, Texas, 78611. This agenda is posted in the Burnet County Courthouse and on the cassievfd.com website.

The following agenda items will be discussed, considered and action taken as appropriate:
AGENDA

1. Call meeting to order. (Bremer)
2. Establish a quorum. (Bremer)
3. Pledge of Allegiance. (Bremer)
4. Invocation. (Bremer)
5. Welcome guests. (Bremer)
6. Comments from the Board and Public not scheduled on the agenda may speak, however no action can be taken on these items and the Board will not debate the comments at this meeting. Comments regarding specific agenda items should occur when the item is called. There is a 2-minute speaking limit.
7. Accept minutes from the October 20, 2022 meeting. (Bremer)
8. ESD #2 Treasurer Report. (Lee)
9. Discussion and/or action regarding the disbursement of funds. (Lee)
10. Discussion and/or action concerning the investment of excess funds for future capital expenditures. (Edward Jones presentation at the December ESD meeting. (Bremer)
11. Report from the Cassie Volunteer Fire Department.
 - A. Report of VFD Chief Curtis
 1. Number of calls.
 2. Training, etc.
 3. Other department activity or concerns.
 - B. Cassie VFD Financial Report (L. Schneider)
 - C. Discussion and/or approval of Capital Expenditures for Cassie VFD, if applicable. (Curtis)



BURNET COUNTY EMERGENCY SERVICES DISTRICT #2
P.O. BOX 249
BUCHANAN DAM, TEXAS 78609-0249

12. Report from the Joint Task Force concerning the 5-year plan. (Bremer)
13. Discussion and/or action concerning giving approval for the expenditure of funds from the Sales Tax Account for an architect and survey of the property for the site of the new building.
14. Administrative update of the Sales Tax Program for ESD #2 including update on reports from Hdl. (Barclay)
15. Update on the change in meeting date from the Fourth Thursday to the Third Thursday for FY 2022-2023. (Bremer)
16. Terms of office: The terms for Jodeen Lee and Robbie Cheatham both expire at the end of December, 2022. Both have agreed to be reappointed for another two-year term. Their names will be forwarded to Jim Luther, Commissioner for Pct. 1, to be appointed by the Burnet County Commissioners Court. (Bremer)
17. SAFE-D Conference is February 2-4, 2023, at the Kalahari Convention Center in Round Rock. Registration is now open.
18. Update on the annual audits for ESD 2 and the CVFD.
19. Calendar of events for December 2022. (Bremer)
 - A. Approve Capital Expenditures, if applicable.
 - B. Presentation from Edward Jones concerning investment options.
20. Next meeting, at 10:00 AM on Thursday, December 15, 2022 at the Cassie Community Center. The Meetings in 2023 will be on the Third Thursday at 10 a.m. at the Cassie Community Center.
21. Adjourn

Richard Bremer, President

10:59 AM
11/10/22
Cash Basis

Burnet County Emergency Services District #2
Balance Sheet
As of October 31, 2022

	Oct 31, 22
ASSETS	
Current Assets	
Checking/Savings	
Certificate of Deposit 33086	157,354.50
First State Bank of Burnet	66,761.28
Total Checking/Savings	224,115.78
Total Current Assets	224,115.78
TOTAL ASSETS	224,115.78
LIABILITIES & EQUITY	
Equity	
Unrestricted Net Assets	279,317.93
Net Income	-55,202.15
Total Equity	224,115.78
TOTAL LIABILITIES & EQUITY	224,115.78

11:07 AM
 11/10/22
 Cash Basis

Burnet County Emergency Services District #2
Profit & Loss Budget vs. Actual
 October 2022

	Oct 22	Budget	\$ Over Budget
Income			
Government Contracts			
Local Government Contracts	1,518.93	359,410.00	-357,891.07
Total Government Contracts	1,518.93	359,410.00	-357,891.07
Interest Earned	1.83	90.00	-88.17
Investments			
Interest-Savings, Short-term CD	0.00	800.00	-800.00
Total Investments	0.00	800.00	-800.00
Refund	0.00	170.00	-170.00
Total Income	1,520.76	360,470.00	-358,949.24
Expense			
Contingency Fund	0.00	105,015.00	-105,015.00
Contract Services			
Accounting Fees	0.00	7,700.00	-7,700.00
Cassie Volunteer Fire Dept	56,375.25	225,501.00	-169,125.75
Insurance-Liability & D.O.	0.00	1,730.00	-1,730.00
Insurance-Workers Compensation	319.00	395.00	-76.00
Legal Fees	9.62	2,500.00	-2,490.38
Outside Contract Services			
Burnet Co. Appraisal Dist.			
Tax Collection Legal Fees	4.65		
Taxes Refunded-Property Owners	14.39		
Burnet Co. Appraisal Dist. - Other	0.00	4,810.00	-4,810.00
Total Burnet Co. Appraisal Dist.	19.04	4,810.00	-4,790.96
Total Outside Contract Services	19.04	4,810.00	-4,790.96
Total Contract Services	56,722.91	242,636.00	-185,913.09
Operations			
Meeting space fees	0.00	600.00	-600.00
Newspaper Advertisement	0.00	100.00	-100.00
Postage, Mail Service	0.00	244.00	-244.00
Total Operations	0.00	944.00	-944.00
Other Types of Expenses			
Memberships and Dues	0.00	275.00	-275.00
Other Costs	0.00	6,000.00	-6,000.00
Total Other Types of Expenses	0.00	6,275.00	-6,275.00
Travel and Meetings			
Conference, Convention, Meeting	0.00	5,000.00	-5,000.00
Travel	0.00	600.00	-600.00
Total Travel and Meetings	0.00	5,600.00	-5,600.00
Total Expense	56,722.91	360,470.00	-303,747.09
Net Income	-55,202.15	0.00	-55,202.15

9:58 AM
 11/17/22
 Cash Basis

Burnet County Emergency Services District #2
Profit & Loss Detail
 October 2022

Type	Date	Num	Name	Memo	Clr	Split	Original Amount	Paid Amount	Balance
Income									
Government Contracts									
Local Government Contracts									
Deposit	10/06/2022						42.24	42.24	42.24
Deposit	10/20/2022	auto	Burnet County Apprai... First State Bank of Bu...	tax collections ... tax collections ...		First State Bank ... First State Bank ...	1,476.69	1,476.69	1,518.93
Total Local Government Contracts								1,518.93	1,518.93
Total Government Contracts								1,518.93	1,518.93
Interest Earned									
Deposit	10/31/2022			Interest		First State Bank ...	1.83	1.83	1.83
Total Interest Earned								1.83	1.83
Total Income								1,520.76	1,520.76
Expense									
Contract Services									
Cassie Volunteer Fire Dept									
Check	10/01/2022	1487	Cassie VFD			First State Bank ...	56,375.25	56,375.25	56,375.25
Total Cassie Volunteer Fire Dept								56,375.25	56,375.25
Insurance-Workers Compensation									
Check	10/20/2022	1488	Texas Mutual Ins. Co...	Workers Comp...		First State Bank ...	319.00	319.00	319.00
Total Insurance-Workers Compensation								319.00	319.00
Legal Fees									
Deposit	10/20/2022	auto	First State Bank of Bu...	tax collections ...		First State Bank ...	9.62	9.62	9.62
Total Legal Fees								9.62	9.62
Outside Contract Services									
Burnet Co. Appraisal Dist.									
Tax Collection Legal Fees									
Deposit	10/06/2022		Burnet County Apprai...	legal fees 9/16 ...		First State Bank ...	4.65	4.65	4.65
Total Tax Collection Legal Fees								4.65	4.65
Taxes Refunded-Property Owners									
Deposit	10/06/2022		Burnet Central Apprai...	refunds 9/15 - ...		First State Bank ...	14.39	14.39	14.39
Total Taxes Refunded-Property Owners								14.39	14.39
Total Burnet Co. Appraisal Dist.								19.04	19.04
Total Outside Contract Services								19.04	19.04
Total Contract Services								56,722.91	56,722.91
Total Expense								56,722.91	56,722.91
Net Income								-55,202.15	-55,202.15

10:54 AM
11/10/22
Cash Basis

Burnet Cty. ESD#2 Sales Tax
Balance Sheet
As of October 31, 2022

	Oct 31, 22
ASSETS	
Current Assets	
Checking/Savings	
FSB of Burnet - Sales Tax	103,804.28
Total Checking/Savings	103,804.28
Total Current Assets	103,804.28
TOTAL ASSETS	103,804.28
LIABILITIES & EQUITY	
Equity	
Opening Balance Equity	2,500.00
Unrestricted Net Assets	93,336.25
Net Income	7,968.03
Total Equity	103,804.28
TOTAL LIABILITIES & EQUITY	103,804.28

10:57 AM
11/10/22
Cash Basis

**Burnet Cty. ESD#2 Sales Tax
Profit & Loss Detail
October 2022**

Type	Date	Num	Name	Memo	Paid Amount
Income					
Interest Income					
Deposit	10/31/2022			Interest	2.56
Total Interest Income					2.56
Sales Tax Revenue					
Deposit	10/14/2022	auto	Texas State Comptroller	sales tax ending 10/11/22	7,965.47
Total Sales Tax Revenue					7,965.47
Total Income					7,968.03
Expense					
Net Income					7,968.03

Cassie VFD/ Burnet ESD 2

Burnet, TX

This report was generated on 11/8/2022 2:24:42 PM



Incident Statistics

Zone(s): All Zones | Start Date: 10/01/2022 | End Date: 10/31/2022

INCIDENT COUNT			
INCIDENT TYPE		# INCIDENTS	
EMS		10	
FIRE		5	
TOTAL		15	
TOTAL TRANSPORTS (N2 and N3)			
APPARATUS	# of APPARATUS TRANSPORTS	# of PATIENT TRANSPORTS	TOTAL # of PATIENT CONTACTS
C-60	0	0	5
TOTAL	0	0	5
PRE-INCIDENT VALUE		LOSSES	
\$0.00		\$0.00	
CO CHECKS			
TOTAL			
MUTUAL AID			
Aid Type		Total	
Aid Given		3	
Aid Received		1	
OVERLAPPING CALLS			
# OVERLAPPING		% OVERLAPPING	
0		0	
LIGHTS AND SIREN - AVERAGE RESPONSE TIME (Dispatch to Arrival)			
Station	EMS	FIRE	
Cassie VFD-Elms Station	0:06:12	0:12:41	
AVERAGE FOR ALL CALLS		0:07:33	
LIGHTS AND SIREN - AVERAGE TURNOUT TIME (Dispatch to Enroute)			
Station	EMS	FIRE	
Cassie VFD-Elms Station	0:00:51	0:00:25	
AVERAGE FOR ALL CALLS		0:00:37	
AGENCY		AVERAGE TIME ON SCENE (MM:SS)	
Cassie VFD/ Burnet ESD 2		54:57	

Only Reviewed Incidents included. EMS for Incident counts includes only 300 to 399 Incident Types. All other incident types are counted as FIRE. CO Checks only includes Incident Types: 424, 736 and 734. # Apparatus Transports = # of incidents where apparatus transported. # Patient Transports = All patients transported by EMS. # Patient Contacts = # of PCR contacted by apparatus. This report now returns both NEMSIS 2 & 3 data as appropriate. For overlapping calls that span over multiple days, total per month will not equal Total count for year.



Cassie VFD/ Burnet ESD 2

Burnet, TX

This report was generated on 11/8/2022 2:25:13 PM



Incident Statistics

Zone(s): All Zones | Start Date: 01/01/2022 | End Date: 10/31/2022

INCIDENT COUNT			
INCIDENT TYPE		# INCIDENTS	
EMS		79	
FIRE		60	
TOTAL		139	
TOTAL TRANSPORTS (N2 and N3)			
APPARATUS	# of APPARATUS TRANSPORTS	# of PATIENT TRANSPORTS	TOTAL # of PATIENT CONTACTS
4490	0	0	4
C-60	0	0	39
TOTAL	0	0	43
PRE-INCIDENT VALUE		LOSSES	
\$5,626,133.00		\$5,000,000.00	
CO CHECKS			
TOTAL			
MUTUAL AID			
Aid Type		Total	
Aid Given		40	
Aid Received		9	
OVERLAPPING CALLS			
# OVERLAPPING		% OVERLAPPING	
6		4.32	
LIGHTS AND SIREN - AVERAGE RESPONSE TIME (Dispatch to Arrival)			
Station	EMS	FIRE	
Cassie VFD-Elms Station	0:08:12	0:16:36	
AVERAGE FOR ALL CALLS		0:11:03	
LIGHTS AND SIREN - AVERAGE TURNOUT TIME (Dispatch to Enroute)			
Station	EMS	FIRE	
Cassie VFD-Elms Station	0:01:15	0:00:40	
AVERAGE FOR ALL CALLS		0:00:58	
AGENCY	AVERAGE TIME ON SCENE (MM:SS)		
Cassie VFD/ Burnet ESD 2	66:50		

Only Reviewed Incidents included. EMS for Incident counts includes only 300 to 399 Incident Types. All other incident types are counted as FIRE. CO Checks only includes Incident Types: 424, 736 and 734. # Apparatus Transports = # of incidents where apparatus transported. # Patient Transports = All patients transported by EMS. # Patient Contacts = # of PCR contacted by apparatus. This report now returns both NEMSIS 2 & 3 data as appropriate. For overlapping calls that span over multiple days, total per month will not equal Total count for year.



Cassie VFD/ Burnet ESD 2

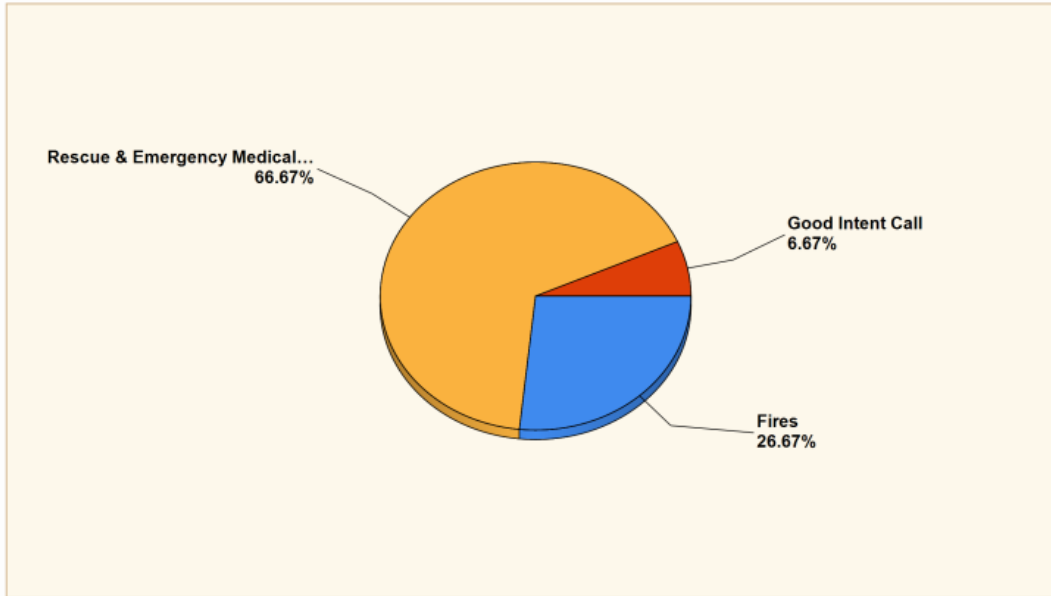
Burnet, TX

This report was generated on 11/8/2022 2:26:29 PM



Breakdown by Major Incident Types for Date Range

Zone(s): All Zones | Start Date: 10/01/2022 | End Date: 10/31/2022



MAJOR INCIDENT TYPE	# INCIDENTS	% of TOTAL
Fires	4	26.67%
Rescue & Emergency Medical Service	10	66.67%
Good Intent Call	1	6.67%
TOTAL	15	100%

Detailed Breakdown by Incident Type		
INCIDENT TYPE	# INCIDENTS	% of TOTAL
121 - Fire in mobile home used as fixed residence	1	6.67%
140 - Natural vegetation fire, other	1	6.67%
142 - Brush or brush-and-grass mixture fire	1	6.67%
143 - Grass fire	1	6.67%
311 - Medical assist, assist EMS crew	4	26.67%
321 - EMS call, excluding vehicle accident with injury	5	33.33%
365 - Watercraft rescue	1	6.67%
611 - Dispatched & cancelled en route	1	6.67%
TOTAL INCIDENTS:	15	100%

Only REVIEWED and/or LOCKED IMPORTED incidents are included. Summary results for a major incident type are not displayed if the count is zero.



Cassie VFD/ Burnet ESD 2

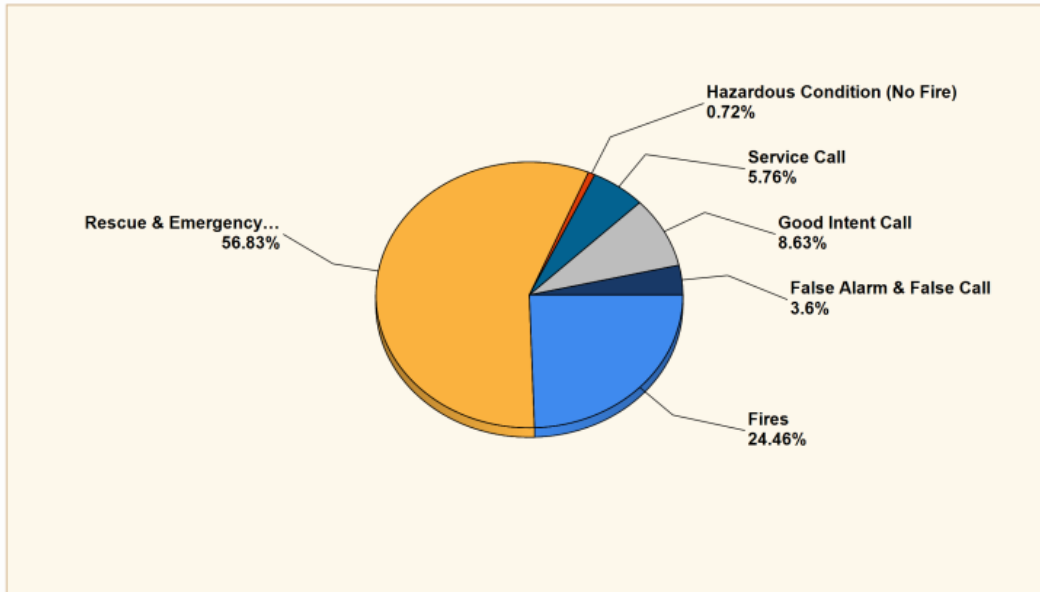
Burnet, TX

This report was generated on 11/8/2022 2:27:00 PM



Breakdown by Major Incident Types for Date Range

Zone(s): All Zones | Start Date: 01/01/2022 | End Date: 10/31/2022



MAJOR INCIDENT TYPE	# INCIDENTS	% of TOTAL
Fires	34	24.46%
Rescue & Emergency Medical Service	79	56.83%
Hazardous Condition (No Fire)	1	0.72%
Service Call	8	5.76%
Good Intent Call	12	8.63%
False Alarm & False Call	5	3.6%
TOTAL	139	100%

Only REVIEWED and/or LOCKED IMPORTED incidents are included. Summary results for a major incident type are not displayed if the count is zero.



Detailed Breakdown by Incident Type		
INCIDENT TYPE	# INCIDENTS	% of TOTAL
111 - Building fire	3	2.16%
112 - Fires in structure other than in a building	1	0.72%
121 - Fire in mobile home used as fixed residence	2	1.44%
140 - Natural vegetation fire, other	1	0.72%
141 - Forest, woods or wildland fire	4	2.88%
142 - Brush or brush-and-grass mixture fire	5	3.6%
143 - Grass fire	17	12.23%
151 - Outside rubbish, trash or waste fire	1	0.72%
311 - Medical assist, assist EMS crew	14	10.07%
321 - EMS call, excluding vehicle accident with injury	52	37.41%
324 - Motor vehicle accident with no injuries.	4	2.88%
341 - Search for person on land	1	0.72%
342 - Search for person in water	2	1.44%
363 - Swift water rescue	1	0.72%
365 - Watercraft rescue	5	3.6%
411 - Gasoline or other flammable liquid spill	1	0.72%
541 - Animal problem	1	0.72%
550 - Public service assistance, other	2	1.44%
551 - Assist police or other governmental agency	1	0.72%
561 - Unauthorized burning	3	2.16%
571 - Cover assignment, standby, moveup	1	0.72%
611 - Dispatched & cancelled en route	8	5.76%
622 - No incident found on arrival at dispatch address	2	1.44%
651 - Smoke scare, odor of smoke	2	1.44%
700 - False alarm or false call, other	1	0.72%
710 - Malicious, mischievous false call, other	1	0.72%
714 - Central station, malicious false alarm	1	0.72%
715 - Local alarm system, malicious false alarm	1	0.72%
743 - Smoke detector activation, no fire - unintentional	1	0.72%
TOTAL INCIDENTS:	139	100%

Only REVIEWED and/or LOCKED IMPORTED incidents are included. Summary results for a major incident type are not displayed if the count is zero.

Cassie VFD/ Burnet ESD 2

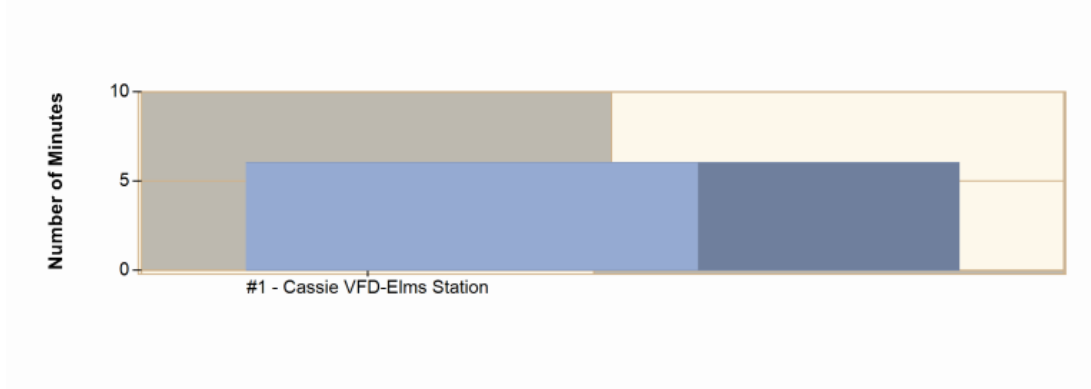
Burnet, TX

This report was generated on 11/8/2022 2:27:19 PM



Average Response Time per Station for Date Range

Start Date: 10/01/2022 | End Date: 10/31/2022



STATION	AVERAGE RESPONSE MM:SS (Dispatch to Arrived)
#1 - Cassie VFD-Elms Station	6:03

Average Response Time per Station for Date Range

Start Date: 01/01/2022 | End Date: 10/31/2022

STATION	AVERAGE RESPONSE MM:SS (Dispatch to Arrived)
#1 - Cassie VFD-Elms Station	10:21

AVERAGE RESPONSE TIME calculated from the average time difference between DISPATCH and ARRIVED times on Basic Info 4. Only REVIEWED incidents included.

 **EMERGENCY
REPORTING**
emergencyreporting.com
Doc Id: 56
Page # 1 of 1

Cassie VFD/ Burnet ESD 2

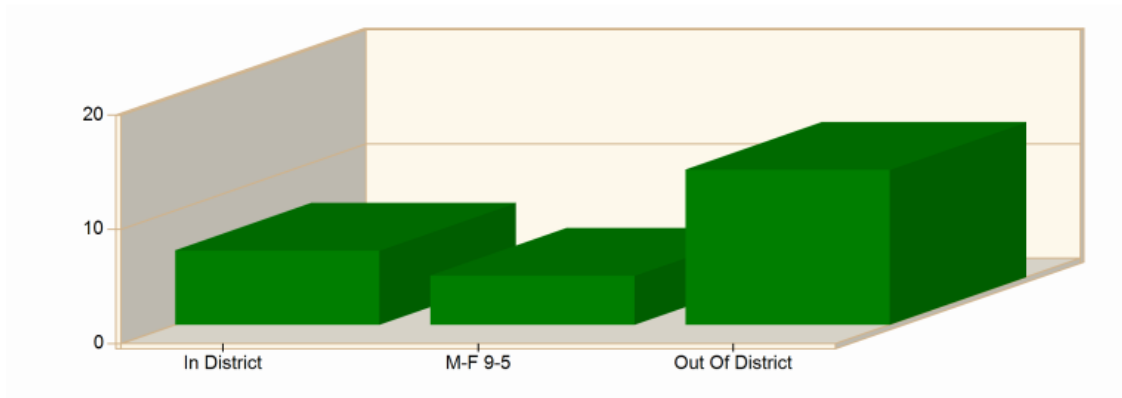
Burnet, TX

This report was generated on 11/8/2022 2:27:49 PM



Incident Average Response Time per Shift for Date Range

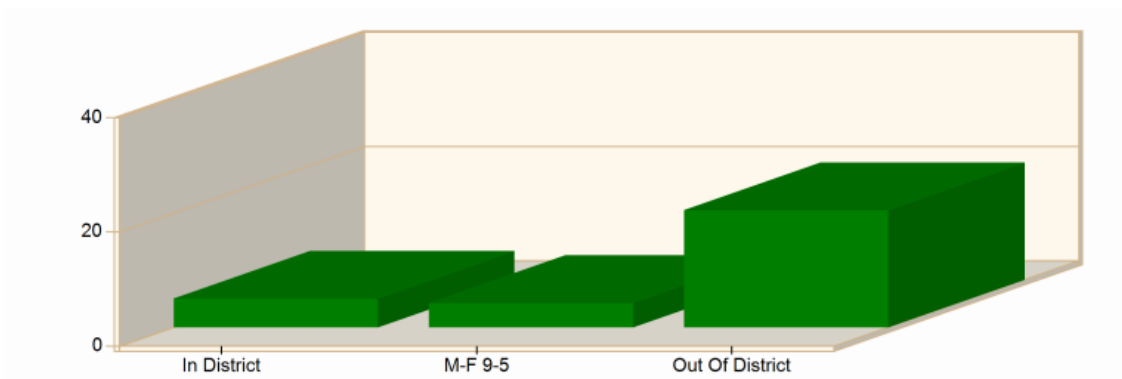
Start Date: 10/01/2022 | End Date: 10/31/2022



SHIFT	AVERAGE RESPONSE TIME (min) (Dispatch to Arrived)	CALLS
In District	6.49	6
M-F 9-5	4.29	6
Out Of District	13.56	2
Total Number of Calls:		14

Incident Average Response Time per Shift for Date Range

Start Date: 01/01/2022 | End Date: 10/31/2022



SHIFT	AVERAGE RESPONSE TIME (min) (Dispatch to Arrived)	CALLS
In District	5.00	66
M-F 9-5	4.25	32
Out Of District	20.48	36
Total Number of Calls:		134

Cassie VFD/ Burnet ESD 2

Burnet, TX

This report was generated on 11/8/2022 2:28:41 PM



Incidents per Zone for Date Range

Start Date: 10/01/2022 | End Date: 10/31/2022

INCIDENT NUMBER	INCIDENT TYPE	DATE	LOCATION	APPARATUS
ZONE: 01 - Cassie				
2022-2200131	321 - EMS call, excluding vehicle accident with injury	10/10/2022	119 LASSO LOOP	4490,C-60
2022-2200132	321 - EMS call, excluding vehicle accident with injury	10/12/2022	119 LASSO LOOP	4490,B-50,C-60
2022-2200135	311 - Medical assist, assist EMS crew	10/17/2022	726 S Chaparral	B-51,C-60
2022-2200136	321 - EMS call, excluding vehicle accident with injury	10/19/2022	718 SOUTH CHAPARRAL	B-51,C-60
2022-2200137	321 - EMS call, excluding vehicle accident with injury	10/20/2022	119 Lasso Loop	4490,B-51
2022-2200139	311 - Medical assist, assist EMS crew	10/28/2022	718 S Chaparral	4490,B-51,C-60
Total # Incidents for 01:				6
ZONE: 09 - Little Midland				
2022-2200133	142 - Brush or brush-and-grass mixture fire	10/13/2022	300 Little Midland DR	B-50,C-60
Total # Incidents for 09:				1
ZONE: 15 - Reveille Peak Ranch				
2022-2200129	321 - EMS call, excluding vehicle accident with injury	10/08/2022	900 CR 115	B-51,C-60,TRLR1
Total # Incidents for 15:				1
ZONE: 17 - FM 690				
2022-2200128	311 - Medical assist, assist EMS crew	10/07/2022	6204 FM 690	4490,C-60
Total # Incidents for 17:				1
ZONE: 20 - Reed Ranch				
2022-2200126	143 - Grass fire	10/04/2022	100 Reed Ranch RD	B-50,B-51,T-40
2022-2200127	140 - Natural vegetation fire, other	10/05/2022	118 Reed Ranch RD	B-50,B-51
Total # Incidents for 20:				2
ZONE: 21 - Lake Buchanan				
2022-2200130	365 - Watercraft rescue	10/09/2022	1420 FM 690	B-50,B-51
Total # Incidents for 21:				1
ZONE: 30 - OOD- Hoover Valley VFD				
2022-2200125	311 - Medical assist, assist EMS crew	10/01/2022	817 IROQUOIS DR	C-60
2022-2200134	121 - Fire in mobile home used as fixed residence	10/16/2022	7235 PR 4 W	E-21,T-40
Total # Incidents for 30:				2
ZONE: 37 - OODOC- Llano County Buchanan Dam VFD				
2022-2200138	611 - Dispatched & cancelled en route	10/21/2022	315 ellison	RB-30
Total # Incidents for 37:				1
TOTAL # INCIDENTS:				15

INCIDENT NUMBER	INCIDENT TYPE	DATE	LOCATION	APPARATUS
ZONE: 27 - OOD-ELBVFD				
2022-2200031	324 - Motor vehicle accident with no injuries.	03/10/2022	5400 RR 2341	B-51,C-60,E-20
2022-2200033	111 - Building fire	03/17/2022	1009 CR 133	B-50,E-21,T-40
2022-2200034	143 - Grass fire	03/19/2022	RR 2341	B-50,B-51,T-40
2022-2200071	365 - Watercraft rescue	06/01/2022	1802 silver creek DR	C-60
2022-2200112	111 - Building fire	08/25/2022	304 GREENWOOD HILLS TRL	B-51,E-21,T-40

Total # Incidents for 27: 5

ZONE: 28 - OOD- Burnet VFD				
2022-2200008	143 - Grass fire	01/14/2022	2009 Carpenter LOOP	B-50,T-40
2022-2200023	143 - Grass fire	02/13/2022	6100 FM 1478	B-50,C-60,T-40
2022-2200024	611 - Dispatched & cancelled en route	02/14/2022	301 CEDAR BREAK LN	B-50
2022-2200030	622 - No incident found on arrival at dispatch address	02/28/2022	117 LAKEVIEW DR	B-50
2022-2200046	341 - Search for person on land	04/12/2022	6757 CR 200	B-51,UTV31
2022-2200057	142 - Brush or brush-and-grass mixture fire	05/07/2022	712 CR 107A	T-40
2022-2200068	141 - Forest, woods or wildland fire	05/29/2022	4115 PR 4 S	B-50,E-21
2022-2200108	112 - Fires in structure other than in a building	08/20/2022	687 WARNER WAY	B-50,T-40
2022-2200121	143 - Grass fire	09/27/2022	761 ROCKY CREEK RANCH RD	B-50,C-60,T-40

Total # Incidents for 28: 9

ZONE: 29 - OOD- CI Burnet FD				
2022-2200027	143 - Grass fire	02/22/2022	1527 CR 330	B-51,T-40
2022-2200040	142 - Brush or brush-and-grass mixture fire	03/25/2022	W Sh 29	B-50,B-51
2022-2200041	142 - Brush or brush-and-grass mixture fire	03/26/2022	1645 CR 250	B-51,T-40
2022-2200048	142 - Brush or brush-and-grass mixture fire	04/15/2022	2201 CR 340	B-51,T-40

Total # Incidents for 29: 4

Only REVIEWED incidents included. Archived Zones cannot be unarchived.



emergencyreporting.com
Doc Id: 380
Page # 5 of 7

INCIDENT NUMBER	INCIDENT TYPE	DATE	LOCATION	APPARATUS
ZONE: 30 - OOD- Hoover Valley VFD				
2022-2200001	611 - Dispatched & cancelled en route	01/03/2022	602 CR 118B	C-60
2022-2200026	611 - Dispatched & cancelled en route	02/19/2022	1405 cr 118	4490
2022-2200032	342 - Search for person in water	03/17/2022	3630 PR 4 W	C-60, RB-30
2022-2200114	541 - Animal problem	09/07/2022	120 QUARTER HORSE CIR	C-60
2022-2200125	311 - Medical assist, assist EMS crew	10/01/2022	817 IROQUOIS DR	C-60
2022-2200134	121 - Fire in mobile home used as fixed residence	10/16/2022	7235 PR 4 W	E-21,T-40
Total # Incidents for 30:				6
ZONE: 31 - OOD- Oakalla VFD				
2022-2200037	141 - Forest, woods or wildland fire	03/24/2022	305 CR 224	B-50,C-60,T-40
2022-2200086	363 - Swift water rescue	06/27/2022	4805 CR 207	C-60,RB-30
2022-2200094	143 - Grass fire	07/14/2022	890 US 183	T-40
Total # Incidents for 31:				3
ZONE: 32 - OOD- Marble Falls Area VFD				
2022-2200104	321 - EMS call, excluding vehicle accident with injury	08/02/2022	110 Cr 120B	B-51
Total # Incidents for 32:				1
ZONE: 33 - OOD- CI Marble Falls F/R				
2022-2200103	571 - Cover assignment, standby, moveup	08/02/2022	700 Ave N	B-51
Total # Incidents for 33:				1
ZONE: 37 - OODOC- Llano County Buchanan Dam VFD				
2022-2200072	611 - Dispatched & cancelled en route	06/05/2022	815 Buchanan Plant RD	4490
2022-2200117	611 - Dispatched & cancelled en route	09/17/2022	347 Ellison	C-60
2022-2200138	611 - Dispatched & cancelled en route	10/21/2022	315 ellison	RB-30
Total # Incidents for 37:				3
ZONE: 38 - OODOC- Llano County Kingsland VFD				
2022-2200100	143 - Grass fire	07/28/2022	300 Airway	B-50
Total # Incidents for 38:				1
ZONE: 42 - OOD- Bertram VFD				
2022-2200029	143 - Grass fire	02/27/2022	7221 CR 200	B-50,T-40
2022-2200038	143 - Grass fire	03/25/2022	555 CR 210B	B-50,T-40
2022-2200039	143 - Grass fire	03/25/2022	FM 963	B-51,T-40
2022-2200083	143 - Grass fire	06/20/2022	200 Misty Woods	B-51,T-40
2022-2200102	121 - Fire in mobile home used as fixed residence	08/01/2022	10444 CR 272	T-40
Total # Incidents for 42:				5
ZONE: 44 - OOCOOD- LLANO VFD				
2022-2200061	141 - Forest, woods or wildland fire	05/17/2022	6500 E SH 71	B-51,T-40
Total # Incidents for 44:				1
ZONE: 46 - OODOC- ROUND MOUNTAIN VFD				
2022-2200073	143 - Grass fire	06/05/2022	1516 Lincoln Smith RD	B-50,T-40
Total # Incidents for 46:				1
TOTAL # INCIDENTS:				139

12:39 PM
11/10/22
Cash Basis

**Cassie Volunteer Fire Department
Balance Sheet
As of October 31, 2022**

	Oct 31, 22
ASSETS	
Current Assets	
Checking/Savings	
1010 · CASSIE VFD-ESD2	34,474.14
Total Checking/Savings	34,474.14
Total Current Assets	34,474.14
Fixed Assets	
1410 · Land	13,820.69
1420 · Furniture & Fixtures	18,123.07
1430 · Vehicles & Equipment	1,135,402.39
1440 · EMS Equipment	5,037.56
1450 · Communication Equipment	103,956.55
1460 · Buildings	111,750.42
1510 · Accumulated Depreciation	-971,645.11
Total Fixed Assets	416,445.57
Other Assets	
1090 · Transfers (In/Out)	70,000.00
Total Other Assets	70,000.00
TOTAL ASSETS	520,919.71
LIABILITIES & EQUITY	
Liabilities	
Current Liabilities	
Other Current Liabilities	
2010 · Employer & Emp. Payroll Tax	1,213.69
Total Other Current Liabilities	1,213.69
Total Current Liabilities	1,213.69
Total Liabilities	1,213.69
Equity	
3010 · Unrestricted Net Assets-Ret.Ern	497,800.34
Net Income	21,905.68
Total Equity	519,706.02
TOTAL LIABILITIES & EQUITY	520,919.71

12:56 PM
 11/10/22
 Cash Basis

**Cassie Volunteer Fire Department
 Profit & Loss Budget vs. Actual
 October 2022**

	Oct 22	Budget	\$ Over Budget
Income			
4000 · Income			
4005 · ESD payments	56,375.25	225,501.00	-169,125.75
Total 4000 · Income	56,375.25	225,501.00	-169,125.75
Total Income	56,375.25	225,501.00	-169,125.75
Expense			
5000 · ADMINISTRATIVE			
5005 · Accounting	0.00	1,500.00	-1,500.00
5010 · Legal Services	0.00	100.00	-100.00
5015 · Meetings	0.00	300.00	-300.00
5020 · Office Equipment/Maint.	0.00	258.00	-258.00
5025 · Office Supplies	0.00	1,000.00	-1,000.00
5030 · Printer Supplies	0.00	300.00	-300.00
5035 · Shipping/Postage/PO Box Rental	0.00	150.00	-150.00
5040 · Subscrptn/Dues/Membrshp/RecMgmt	290.00	5,000.00	-4,710.00
5042 · Record Mgmt Systems-ER,PC,CAD	2,645.57	5,500.00	-2,854.43
5045 · Travel Allowance	0.00	100.00	-100.00
5050 · Uniforms (Caps and Shirts)	0.00	2,000.00	-2,000.00
5055 · Printing Services	0.00	100.00	-100.00
5060 · Banking/SftyDepBox/Chks/BkgdCks	20.00	100.00	-80.00
5065 · Finance Chgs/Late Fees/Sales Tx	40.00	0.00	40.00
5070 · Replen Petty Cash/Toll Charges	0.00	350.00	-350.00
5076 · RECRUITMENT & RETENTION	4,005.00	10,200.00	-6,195.00
Total 5000 · ADMINISTRATIVE	7,000.57	26,958.00	-19,957.43
5200 · PAID POSITION			
5205 · Base Salary	4,615.38	60,000.00	-55,384.62
5215 · CVFD SS & Medicare Tax Match	353.08	4,590.00	-4,236.92
Total 5200 · PAID POSITION	4,968.46	64,590.00	-59,621.54
5300 · BUILDING AND GROUNDS			
5305 · Botanical Supplies	0.00	50.00	-50.00
5310 · Janitorial Supplies	0.00	200.00	-200.00
5320 · Repairs and Maintenance	0.00	1,500.00	-1,500.00
5325 · Furn&YardEquip Repl/Rep/New	0.00	1,000.00	-1,000.00
5330 · Electrical Service	243.58	4,200.00	-3,956.42
5335 · Telephone Service	250.55	6,600.00	-6,349.45
Total 5300 · BUILDING AND GROUNDS	494.13	13,550.00	-13,055.87
5600 · COMMUNICATIONS			
5605 · Batteries, Clips, Acc.	0.00	500.00	-500.00
5615 · Non-Warranty Repair	0.00	300.00	-300.00
5620 · Digital Radio and Pagers	0.00	500.00	-500.00
Total 5600 · COMMUNICATIONS	0.00	1,300.00	-1,300.00
6600 · INSURANCE			
6605 · Building and Property	964.00	5,040.00	-4,076.00
6610 · Vehicle	2,144.00	10,752.00	-8,608.00
6615 · Personnel Coverage	12,927.00	14,000.00	-1,073.00
Total 6600 · INSURANCE	16,035.00	29,792.00	-13,757.00
7000 · OPERATIONS			
7007 · CAD-Computer Aided Dispatch	0.00	5,500.00	-5,500.00
7010 · Fuel-Vehicle and Equipment	0.00	250.00	-250.00
7012 · Fuelman-Vehicles & Equipment	651.35	16,000.00	-15,348.65
7015 · Equipment Maint/Repr-Vendor	0.00	500.00	-500.00
7020 · Fire Extinguisher Test/Repr	0.00	300.00	-300.00
7025 · Fire Suppressant Supplies	0.00	5,000.00	-5,000.00
7030 · First Responder Supplies	0.00	4,500.00	-4,500.00
7035 · Ladder, Pump & Hose Testing	0.00	4,000.00	-4,000.00
7040 · Minor Tools	0.00	150.00	-150.00
7045 · Veh/Epmt Lights-Decals-Safety	0.00	100.00	-100.00
7050 · Personal Protect Equip-PPE	0.00	4,000.00	-4,000.00

12:56 PM

11/10/22

Cash Basis

**Cassie Volunteer Fire Department
Profit & Loss Budget vs. Actual
October 2022**

	Oct 22	Budget	\$ Over Budget
7055 · PPE Testing/Cleaning/Repair	0.00	500.00	-500.00
7057 · Operations - Radio Service Fee	5,296.44	5,300.00	-3.56
7060 · Rehabilitation Supplies	0.00	500.00	-500.00
7065 · Rescue Equipment Maint/Repr	0.00	250.00	-250.00
7070 · SCBA Testing/Hydro/FaceMsk/Pack	0.00	2,500.00	-2,500.00
7072 · SCBA MAINTENANCE & REPAIR	0.00	500.00	-500.00
7075 · State Veh Safety Inspec&Regist	0.00	150.00	-150.00
7080 · Vehicle Maintenance/Repair	0.00	2,000.00	-2,000.00
7085 · Vehicle Maint/Repr(Vendor)	0.00	16,000.00	-16,000.00
7090 · Equipmt Replmt(Fire Fightg)	0.00	1,750.00	-1,750.00
7095 · Fire Fighting Equipmt - NEW	0.00	2,500.00	-2,500.00
7096 · FIRE FIGHTING EQUIPMENT-MAINTEN	0.00	1,007.00	-1,007.00
7100 · Rescue Equipment - NEW	0.00	1,000.00	-1,000.00
7105 · Rescue Equipment - REPLMNT	0.00	200.00	-200.00
Total 7000 · OPERATIONS	5,947.79	74,457.00	-68,509.21
8000 · TRAINING			
8005 · AED, CPR, First Aid	0.00	454.00	-454.00
8020 · Training -VENDOR	0.00	7,000.00	-7,000.00
8022 · Training-Certification&Testing	0.00	1,000.00	-1,000.00
8025 · Per Diem Travel/Lodging	23.62	4,000.00	-3,976.38
8030 · Wildland	0.00	500.00	-500.00
8035 · Educational Supplies	0.00	600.00	-600.00
Total 8000 · TRAINING	23.62	13,554.00	-13,530.38
9000 · PUBLIC RELATIONS			
9005 · Educational Supplies	0.00	100.00	-100.00
9010 · Public Eductn/Relatn/Apprtn	0.00	500.00	-500.00
9015 · Shipping and Postage	0.00	100.00	-100.00
9020 · Printing	0.00	100.00	-100.00
9025 · Recognition/Thank You	0.00	500.00	-500.00
Total 9000 · PUBLIC RELATIONS	0.00	1,300.00	-1,300.00
Total Expense	34,469.57	225,501.00	-191,031.43
Net Income	21,905.68	0.00	21,905.68

12:50 PM
 11/10/22
 Cash Basis

**Cassie Volunteer Fire Department
 Profit & Loss by Class
 October 2022**

	ESD	FDE	TOTAL
Income			
4000 · Income			
4005 · ESD payments	39,977.75	16,397.50	56,375.25
Total 4000 · Income	39,977.75	16,397.50	56,375.25
Total Income	39,977.75	16,397.50	56,375.25
Expense			
5000 · ADMINISTRATIVE			
5040 · Subscrptn/Dues/Membrshp/RecMgmt	290.00	0.00	290.00
5042 · Record Mgmt Systems-ER,PC,CAD	2,645.57	0.00	2,645.57
5060 · Banking/SftyDepBox/Chks/BkgdCks	20.00	0.00	20.00
5065 · Finance Chgs/Late Fees/Sales Tx	40.00	0.00	40.00
5076 · RECRUITMENT & RETENTION	4,005.00	0.00	4,005.00
Total 5000 · ADMINISTRATIVE	7,000.57	0.00	7,000.57
5200 · PAID POSITION			
5205 · Base Salary	0.00	4,615.38	4,615.38
5215 · CVFD SS & Medicare Tax Match	0.00	353.08	353.08
Total 5200 · PAID POSITION	0.00	4,968.46	4,968.46
5300 · BUILDING AND GROUNDS			
5330 · Electrical Service	243.58	0.00	243.58
5335 · Telephone Service	250.55	0.00	250.55
Total 5300 · BUILDING AND GROUNDS	494.13	0.00	494.13
6600 · INSURANCE			
6605 · Building and Property	964.00	0.00	964.00
6610 · Vehicle	2,144.00	0.00	2,144.00
6615 · Personnel Coverage	12,927.00	0.00	12,927.00
Total 6600 · INSURANCE	16,035.00	0.00	16,035.00
7000 · OPERATIONS			
7012 · Fuelman-Vehicles & Equipment	651.35	0.00	651.35
7057 · Operations - Radio Service Fee	5,296.44	0.00	5,296.44
Total 7000 · OPERATIONS	5,947.79	0.00	5,947.79
8000 · TRAINING			
8025 · Per Diem Travel/Lodging	23.62	0.00	23.62
Total 8000 · TRAINING	23.62	0.00	23.62
Total Expense	29,501.11	4,968.46	34,469.57
Net Income	10,476.64	11,429.04	21,905.68

12:44 PM

11/10/22

Cash Basis

**Cassie Volunteer Fire Department
Profit & Loss Detail
October 2022**

Date	Name	Memo	Class	Paid Amount
Income				
4000 · Income				
4005 · ESD payments				
10/04/2022	Burnet County E...	1st quarterly installment for fire protection for FY22-23	ESD	39,977.75
10/04/2022	Burnet County E...	1st quarterly installment for payroll for FY22-23	FDE	16,397.50
Total 4005 · ESD payments				56,375.25
Total 4000 · Income				56,375.25
Total Income				56,375.25
Expense				
5000 · ADMINISTRATIVE				
5040 · Subscrptn/Dues/Membrshp/RecMgmt				
10/12/2022	Chase Card Ser...	YMCA-October membership for D. Shields-senior single	ESD	32.00
10/12/2022	Chase Card Ser...	YMCA-October membership for T. Herwig-senior couple	ESD	42.00
10/12/2022	Chase Card Ser...	YMCA-October membership for D. Lee-senior couple	ESD	42.00
10/12/2022	Chase Card Ser...	YMCA-October membership for G. Sanchez-couple	ESD	52.00
10/12/2022	Chase Card Ser...	YMCA-October membership for D. Curtis-family	ESD	61.00
10/12/2022	Chase Card Ser...	YMCA-October membership for C. Kelley-family	ESD	61.00
Total 5040 · Subscrptn/Dues/Membrshp/RecMgmt				290.00
5042 · Record Mgmt Systems-ER,PC,CAD				
10/12/2022	Chase Card Ser...	ESO-Emergency Report System for record keeping covers peri...	ESD	2,285.57
10/12/2022	Chase Card Ser...	First Due-web hosting for period 10-1-2022--10-1-2023	ESD	360.00
Total 5042 · Record Mgmt Systems-ER,PC,CAD				2,645.57
5060 · Banking/SftyDepBox/Chks/BkgdCks				
10/18/2022	First State Bank ...	Annual safety deposit box rental fee for #804 for period 10-15-20...	ESD	20.00
Total 5060 · Banking/SftyDepBox/Chks/BkgdCks				20.00
5065 · Finance Chgs/Late Fees/Sales Tx				
10/12/2022	Chase Card Ser...	Late Fee--is a charge because Chase gave 2 late fee reversals ...	ESD	40.00
Total 5065 · Finance Chgs/Late Fees/Sales Tx				40.00
5076 · RECRUITMENT & RETENTION				
10/28/2022	Laura L. Schnei...	Stipend for FY21-22 for 8 fire personnel-Note-First State Bank re...	ESD	4,005.00
Total 5076 · RECRUITMENT & RETENTION				4,005.00
Total 5000 · ADMINISTRATIVE				7,000.57
5200 · PAID POSITION				
5205 · Base Salary				
10/04/2022	Derrick R Curtis	Salary	FDE	2,307.69
10/17/2022	Derrick R Curtis	Salary-payroll for period 10-10-2022--10-21-2022	FDE	2,307.69
Total 5205 · Base Salary				4,615.38
5215 · CVFD SS & Medicare Tax Match				
10/04/2022	Derrick R Curtis	Payroll for period beginning 9-26-22 and ending 10-7-22	FDE	176.54
10/17/2022	Derrick R Curtis	payroll for period 10-10-2022--10-21-2022	FDE	176.54
Total 5215 · CVFD SS & Medicare Tax Match				353.08
Total 5200 · PAID POSITION				4,968.46
5300 · BUILDING AND GROUNDS				
5330 · Electrical Service				
10/15/2022	PEC	Acct#3000098825-monthly stmt for period 8-22-2022--9-12-2022	ESD	243.58
Total 5330 · Electrical Service				243.58
5335 · Telephone Service				
10/12/2022	Chase Card Ser...	VZwrless-phone service for period 8-11-2022--9-10-2022	ESD	250.55
Total 5335 · Telephone Service				250.55

12:44 PM
 11/10/22
 Cash Basis

**Cassie Volunteer Fire Department
 Profit & Loss Detail
 October 2022**

Date	Name	Memo	Class	Paid Amount
Total 5300 · BUILDING AND GROUNDS				494.13
6600 · INSURANCE				
6605 · Building and Property				
10/24/2022	VFIS of Texas	Inv#3692-Account#CASSVFD-01-1st quarter installment of com1...	ESD	964.00
Total 6605 · Building and Property				964.00
6610 · Vehicle				
10/24/2022	VFIS of Texas	Inv#3692-Account#CASSVFD-01-1st quarter installment of vehic...	ESD	2,112.00
10/24/2022	VFIS of Texas	Theft Fee-Inv#3692-Account#CASSVFD-01-1st quarter installm...	ESD	32.00
Total 6610 · Vehicle				2,144.00
6615 · Personnel Coverage				
10/07/2022	Texas Mutual In...	Renewal of Workman's Compensation policy for period 11-1-202...	ESD	11,824.00
10/17/2022	VFIS of Texas	Inv#2959-Acct#CASSVFD-01-Accident & Sickness for period 11...	ESD	1,103.00
Total 6615 · Personnel Coverage				12,927.00
Total 6600 · INSURANCE				16,035.00
7000 · OPERATIONS				
7012 · Fuelman-Vehicles & Equipment				
10/07/2022	Fuelman	9-8-22-4460-regular and 2 EMS and 1 Hazmat-MA HV calls	ESD	55.29
10/07/2022	Fuelman	9-14-22-4460-regular and 1 EMS call	ESD	63.52
10/07/2022	Fuelman	9-22-22-4460-1SAR and 2 EMS	ESD	65.87
10/07/2022	Fuelman	9-26-22-4460-1 Fire #22-00120	ESD	67.26
10/07/2022	Fuelman	9-30-22-4460-3 EMS calls	ESD	53.92
10/07/2022	Fuelman	9-27-22-4451 Pump-2 fire-22-00120 & 22-00121	ESD	11.35
10/07/2022	Fuelman	9-26-22-Lawn Equipment mower and weeding	ESD	25.74
10/07/2022	Fuelman	9-13-22-4421-regular fill up	ESD	60.15
10/07/2022	Fuelman	9-20-22-4440-regular fill up and training	ESD	48.12
10/07/2022	Fuelman	9-27-22-4440-2 fire calls #22-00120 and 22-00121	ESD	65.23
10/07/2022	Fuelman	9-27-22-4450-2 fire calls #22-00120 and 22-00121	ESD	73.44
10/07/2022	Fuelman	9-27-22-4451-1 fire call #22-00120	ESD	61.46
Total 7012 · Fuelman-Vehicles & Equipment				651.35
7057 · Operations - Radio Service Fee				
10/10/2022	Burnet County T...	Inv#FY23-1-Western Regional Radio Services for period 10-1-20...	ESD	5,296.44
Total 7057 · Operations - Radio Service Fee				5,296.44
Total 7000 · OPERATIONS				5,947.79
8000 · TRAINING				
8025 · Per Diem Travel/Lodging				
10/12/2022	Chase Card Ser...	Hacienda-Curtis and Kelley lunch - rescue training class	ESD	23.62
Total 8025 · Per Diem Travel/Lodging				23.62
Total 8000 · TRAINING				23.62
Total Expense				34,469.57
Net Income				21,905.68

1:06 PM
11/10/22
Cash Basis

Cassie Volunteer Fire Dept. & EMS
Balance Sheet
As of October 31, 2022

	<u>Oct 31, 22</u>
ASSETS	
Current Assets	
Checking/Savings	
1010 · FSB of Burnet - 68007	95,051.12
Total Checking/Savings	95,051.12
Total Current Assets	95,051.12
Other Assets	
1090 · Transfers (In/Out)	-70,000.00
Total Other Assets	-70,000.00
TOTAL ASSETS	<u>25,051.12</u>
LIABILITIES & EQUITY	
Equity	
3010 · Unrestricted Net Assets	24,801.12
Net Income	250.00
Total Equity	25,051.12
TOTAL LIABILITIES & EQUITY	<u>25,051.12</u>

1:10 PM
11/10/22
Cash Basis

Cassie Volunteer Fire Dept. & EMS
Profit & Loss Detail
October 2022

<u>Date</u>	<u>Name</u>	<u>Memo</u>	<u>Class</u>	<u>Paid Amount</u>
Income				
4000 - INCOME				
4065 - GRANT REIMBURSEMENT				
10/26/2022	First State Bank of Burnet	Grant#21-22-007-D. Curtis-Fire Officer 2	FD	250.00
Total 4065 - GRANT REIMBURSEMENT				250.00
Total 4000 - INCOME				250.00
Total Income				250.00
Expense				
Net Income				250.00

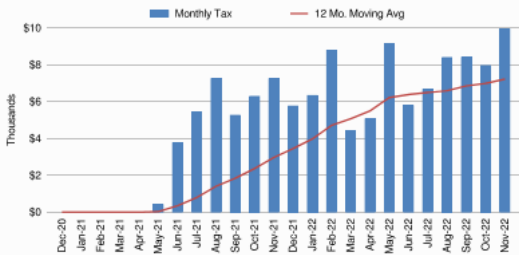
HdL Companies
SALES TAX SNAPSHOT
 Burnet Co ESD 2

Nov-22

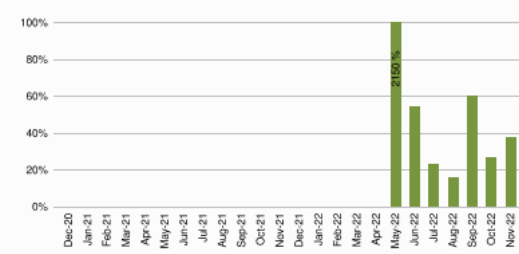
Sales Tax Net Payments

FY Mo.	FY2022	FY2023	YoY % Change
Oct	\$ 6,284	\$ 7,965	26.8%
Nov	\$ 7,245	\$ 9,955	37.4%
Dec	\$ 5,758		
Jan	\$ 6,336		
Feb	\$ 8,784		
Mar	\$ 4,411		
Apr	\$ 5,059		
May	\$ 9,132		
Jun	\$ 5,793		
Jul	\$ 6,675		
Aug	\$ 8,397		
Sep	\$ 8,411		
FYTD	\$ 13,529	\$ 17,921	32.5%
FY Total	\$ 82,287		

Sales Tax Net Payments Trend



Sales Tax Net Payments Change - YoY



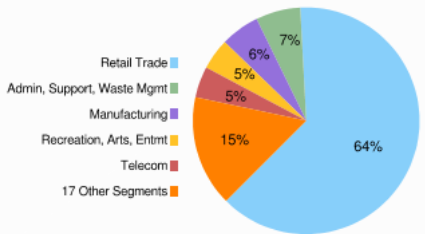
Top 10 Taxpayers

Rank	Company	FYTD Collections	% Total
1	AMAZON.COM SERVICES INC (MARKETPLACE)		
2	SMS BUCHANAN BUSINESS INC		
3	AMAZON.COM SERVICES LLC		
4	JIM EACHUS		
5	FEDERNALES ELECTRIC COOPERATIVE INC.		
6	REVILLE PEAK RANCH SOLUTIONS LLC		
7	MARK W MARDIS		
8	REVILLE PEAK RANCH L.L.C.		
9	APPLE INC.		
10	NEW CINGULAR WIRELESS PCS LLC		
Top 10	Companies	\$ 9,655	52.7%
786	Other Large Companies	\$ 7,931	43.3%
	Small Companies/Other	\$ 624	3.4%
	Single Local Tax Rate (SLT)	\$ 109	0.6%
	Total	\$ 18,319	100.0%

Industry Segment Collections Trend - YoY % Chg

SEGMENT	Jun	Jul	Aug	Sep	Oct	Nov
Retail Trade	19.6%	15.0%	11.5%	16.0%	15.6%	7.6%
Manufacturing	696.8%	195.9%	259.7%	669.3%	301.0%	441.2%
Admin, Support, Waste Mgmt	939.1%	-50.4%	18.7%	137.0%	101.0%	17.4%
Telecom	304.7%	278.3%	291.6%	88.4%	-3.8%	-2.2%
Recreation, Arts, Entmt	50.7%	0%	-28.6%	157.4%	335.6%	321.3%
All Others	163.9%	223.1%	-12.8%	115.9%	-51.5%	25.3%
Total Collections	49.4%	22.5%	15.6%	61.4%	26.2%	37.6%

Sales Tax Collections by Industry Segment



© 2022 All Rights Reserved

Data Source: Texas Comptroller of Public Accounts



Burnet Co ESD 2
TOP 30 COMPANIES RANK and CHANGE SUMMARY
Nov-22

Fiscal Year: Oct-Sep

Rank*	Company	NAICS Key	Prior Fiscal YTD Sales Tax Collections	Current Fiscal YTD Sales Tax Collections	Change \$	Change %	Current Fiscal YTD % Total Collections
1	AMAZON.COM SERVICES INC (MARKETPLACE)	9					
2	SMS BUCHANAN BUSINESS INC	9					
3	AMAZON.COM SERVICES LLC	9					
4	JIM EACHUS	9					
5	PEDERNALES ELECTRIC COOPERATIVE INC.	3					
6	REVELLE PEAK RANCH SOLUTIONS LLC	21					
7	MARK W MARDIS	18					
8	REVELLE PEAK RANCH L.L.C.	1					
9	APPLE INC.	5					
10	NEW CINGULAR WIRELESS PCS LLC	12					
TOP 10 LARGE** COMPANIES			8,544	9,655	1,111	13.0%	52.7%
11	BUCHANAN SEPTIC TANKS INC.	5					
12	EBAY INC.	9					
13	MOW PARTNERS LLC	4					
14	UTOPIAFEST LLC	21					
15	WASTE MANAGEMENT OF TEXAS INC.	18					
16	DISH NETWORK L.L.C.	12					
17	WAL-MART.COM USA LLC	9					
18	J BAR ENTERPRISES LLC	15					
19	TEXAS TRUCKING COMPANY INCORPORATED	10					
20	THE SHADE STORE LLC	9					
21	AQUATERRA GROUP LLC	18					
22	SAFE STEP WALK IN TUB LLC	4					
23	AQUA SPHERE INC.	8					
24	BEE CAVE DRILLING INC.	4					
25	BESTBUY.COM LLC	9					
26	SIRIUS XM RADIO INC.	12					
27	RUNSIGNUP INC.	11					
28	VERIZON WIRELESS NETWORK PROCUREMENT LP	12					
29	BFS GROUP LLC	9					
30	DOCKTOYZ CORPORATION	5					
TOP 30 LARGE COMPANIES			11,210	15,084	3,874	34.6%	82.3%
TOP 100 LARGE COMPANIES			12,521	16,610	4,090	32.7%	90.7%
695 OTHER LARGE COMPANIES			914	976	62	6.8%	5.3%
SMALL COMPANIES & OTHER			347	624	277	79.8%	3.4%
SINGLE LOCAL TAX RATE COLLECTIONS (SLT)			66	109	42	63.9%	0.6%
TOTAL COLLECTIONS			13,847	18,319	4,471	32.3%	100.0%
STATE COMPTROLLER FEES			318	398	80	25.2%	2.2%
NET PAYMENTS			13,529	17,921	4,391	32.5%	97.8%

* Ranked by Total of Last Fiscal Year + Current Fiscal YTD

** Businesses whose detailed sales tax data is available

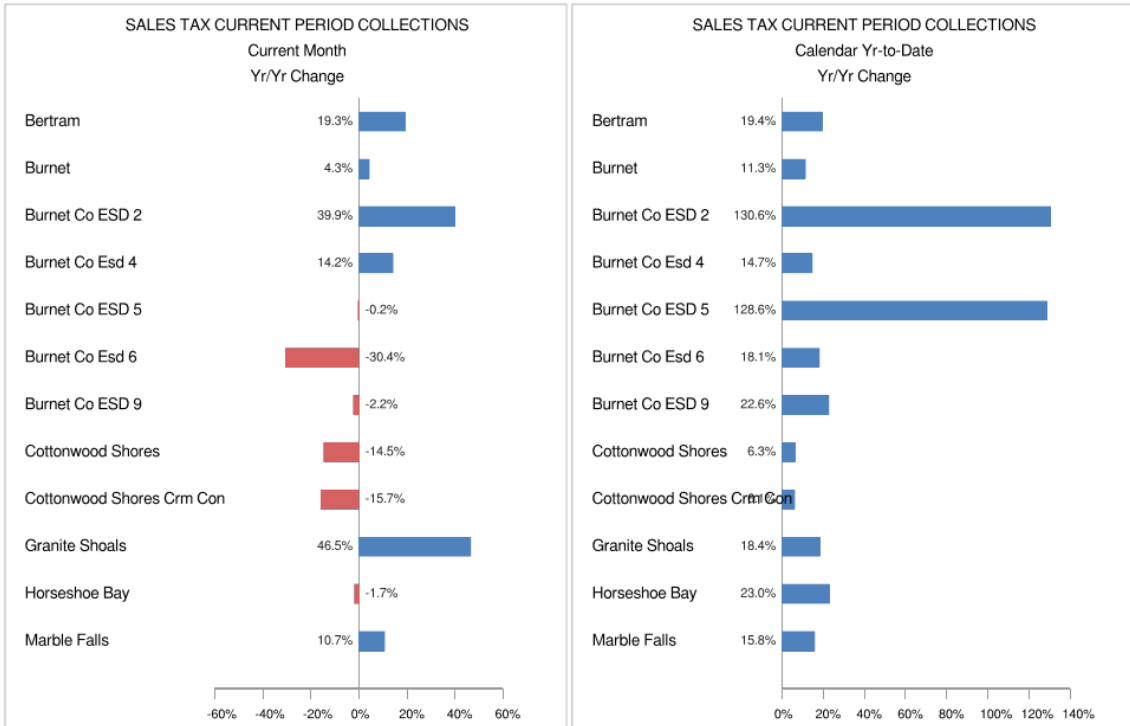
**Burnet Co ESD 2
SALES TAX PAYMENT DETAIL**

Nov-22

Fiscal Year: Oct-Sep

COLLECTIONS	Nov-21	Nov-22	Chg. \$ Chg. %	Prior FYTD	Current FYTD	Chg. \$ Chg. %
Current Period	7,191	10,058	2,867 39.9%	13,318	17,499	4,182 31.4%
Prior Period	16	20	4 23.9%	252	329	76 30.2%
Future Period	131	8	(124) -94.3%	131	288	156 119.2%
Audit	0	0	0 0.0%	3	0	(3) -100.0%
Unidentified	4	5	2 41.5%	7	10	4 57.1%
Single Local Tax Rate	71	109	38 54.0%	137	193	56 41.1%
TOTAL	7,413	10,200	2,787 37.6%	13,847	18,319	4,471 32.3%
Service Fee	(148)	(204)	(56) 37.6%	(277)	(366)	(89) 32.3%
Current Retained	(145)	(200)	(55) 37.6%	(271)	(359)	(88) 32.3%
Prior Retained	126	159	33 26.2%	230	327	97 42.1%
NET PAYMENT	7,245	9,955	2,710 37.4%	13,529	17,921	4,391 32.5%

SALES TAX TREND
 BURNET COUNTY
 Nov-22



Data: Texas Comptroller of Public Accounts

Copyright © 2022 All Rights Reserved All Rights Reserved

Hdl Companies