



BURNET COUNTY EMERGENCY SERVICES DISTRICT #2
P.O. BOX 249
BUCHANAN DAM, TEXAS 78609-0249

Minutes (Official) – January 27, 2022

1. (AI)¹ Call meeting to order

(AD)²At 10:00 a.m., January 27, 2022, the Regular Meeting of the Board of Emergency Service Commissioners of Burnet County Emergency Services District No. 2 was called to order by President Richard Bremer at the Cassie Community Center, 3920 RR 690, Burnet, Texas 78611. Notice of this meeting (Enclosure 1) had been previously posted at the Burnet County Courthouse and the Cassie VFD website (www.cassievfd.com), in compliance with the provisions of Chapter 551, Texas Government Code.

2. (AI) Establish a quorum

(AD) Board member in attendance were:

Richard Bremer
Robbie Cheatham
Donna Kiley
John Call
Sharon Barclay



Commissioner Bremer confirmed a quorum was present

3. (AI) Pledge of Allegiance

(AD) The quorum having been established, the Pledge of Allegiance to the United States was rendered with appropriate honors

4. (AI) Invocation

(AD) The Invocation was offered by Commissioner Bremer

¹ AI – Agenda Item

² AD – Action and/or Discussion by BCESD-2Commissioners

5. (AI) Welcome guests

(AD) Commissioner Bremer welcomed to the meeting:

CVFD Treasurer Laura Schneider

CVFD Chief Derrick Curtis

Phyllis Burnett, Taber and Burnett, P.C

6. (AI) Comments from the Board and Public not scheduled on the agenda may speak, however no action can be taken on these items and the Board will not debate the comments at this meeting. Comments regarding specific agenda items should occur when the item is called. There is a 2-minute speaking limit.

(AD) Commissioner Bremer called for comments from the Board or guests.

No comments were offered.

7. (AI) Oath of office for Commissioners Bremer and Barclay for a 2-year term ending on December 31, 2023.

(AD) Commissioner Bremer reported that he and Commissioner Barclay are to be sworn in this afternoon at the Burnet County Courthouse.

8. (AI) Presentation of the 2021 CVFD and ESD#2 Audit results. (Tabor and Burnett)

(AD) Phyllis Burnett of Taber and Burnett, P.C. reported information from the ESD FY'21 Audit. The net position of the BCESD#2 increased by \$49,948 with a year-end unrestricted net position of \$336,064. Total revenues from all sources were \$284,823; which is a \$45,091 or 19% increase from FY'20 mostly due to increased property tax value and adoption of a sales tax revenue. Total cost of all programs was \$234,875, which represents an increase of \$44,353 over FY'20; primarily due to increased funding of Cassie VFD.

There were no negative findings; all financial and required documents were in order and available. (Entire Report available on www.cassievfd.com)

Additionally, there were no negative findings in the CVFD Audit and all financial and required documents were available.

9. Accept minutes from December 16, 2021 meeting

(AD) Commissioner Bremer called for corrections to the December 16, 2021 Meeting Minutes; with no additional changes the Minutes were accepted as presented.

10. (AI) Report of VFD Chief Curtis

A. 1. Number of calls.

2. Training, etc.

3. Other department activity or concerns

B. Review FY 2021/2022 Cassie VFD Goals and Objectives. (Curtis)

C. Present Cassie VFD's Five Year Plan to board. (Curtis)

D. Cassie VFD Financial Report (L. Schneider)

E. Discussion and/or approval of Capital Expenditures for Cassie VFD, if applicable. (Curtis)

A. (AD) Chief Curtis reported on CVFD activity for the month of December. CVFD responded to 11 calls – 8 EMS/3 Fire. Mutual Aid - 4 given, 0 received. 2021 Totals were 152 calls – 87 EMS/65 Fire. 2021 Mutual Aid 51 given, 7 received. This represented a decrease in total calls from 2020 from 180 call to 152. Average response time for In-District calls for December is 3.76, Out-of-District is 16.68. 2021 Response Time In-District is 7.45 and Out-of-District 14.10, with M-F average of 5.81. Average personnel per call for December was 4.5 and for 2021- 4.0. (Enclosure 2)

Chief Curtis reported that Ladder and Hose Testing had been accomplished and that upcoming is Vehicle Maintenance. The Ice Machine that had been ordered was unfulfilled, the order was cancelled and a reimbursement is due; another Ice Machine has been ordered.

B. (AD) Report due in February

C. (AD) Report due in February

D. (AD) Mrs. Schneider gave the CVFD Treasurers Report for December 2021. There was a balance of \$14,280.12 in checking. Expenses for December were \$13,110.89. (Enclosure 3) Mrs. Schneider also reported that 2021 Taxes were completed.

Mrs. Schneider also discussed balances in the separate CVFD Account there was no activity in December. (Enclosure 4)

E. (AD) No Capital Expenditures were presented.

11. (AI) ESD No. 2 Treasurers Report

(AD) Commissioner Kiley presented the Treasurer's Report for December 2021.

ESD Account – the balance in the ESD Account is \$404,667.86 which includes \$156,941.80 in CD and \$247,726.06 in Checking. Total expenses for December were \$3,750 which included Accounting Fees and Meeting Space Fee. (Enclosure 5)

Sales Tax Account -the balance in the Sales Tax Account is \$36,322.63. There were no expenses logged in the Sales Tax Account for December. (Enclosure 6)

Commissioner Bremer called for any questions or discussion; with no further discussion, the Treasurer's Report was accepted as presented.

12. (AI) Discussion and/or action regarding the disbursement of funds

(AD) Commissioner Kiley and Bremer reported upcoming expenses: Quarterly CVFD Payment has been made, other expenses were for Taber and Burnett and registrations for SAFE-D Conference.

13. (AI) Reports and input on ESD Policies being worked on:

- A. Records Management – Barclay**
- B. Disposition of Property – Curtis**
- C. Operational Reserves – Kiley/Call**
- D. Financial Oversight – Kiley/Call**
- E. Exception to having a Quorum – Cheatham**

A. (AD) Commissioner Barclay presented an Amended Records Management Policy; she said that there were only a few minor corrections mostly with removing embedded sources. Commissioner Bremer suggested some changes to ensure consistency in BCESD #2 title. Commissioner Barclay will make the changes and present it for approval at the February meeting. (Enclosure 7)

B. (AD) Chief Curtis presented the CVFD Policy for Disposition of Property at the December meeting. There were no changes that were considered. The policy will be reviewed again at the February meeting for reflection in the minutes only.

C. (AD) Commissioner Bremer provided direction for Commissioners Kiley and Call in drafting a policy for Operational Reserves.

D. (AD) Commissioner Bremer provided direction for Commissioners Kiley and Call in drafting a policy for Financial Oversight.

E. (AD) Commissioner Cheatham said she was researching the information for developing the policy for Exception to a Quorum.

14. (AI) Administrative update of the Sales Tax Program for ESD 2

(AD) Commissioner Barclay presented information obtained by HdL on Sales Tax statistics. The information provided shows monthly and yearly data. The data reflects the largest Sales Tax contributors and shows trends by company and by Industry Types. HdL also has worksheets to customize for forecasting so the ESD could more accurately predict and budget for needs. Reports available can also show the Top 100 contributors and the ESD can more accurately evaluate businesses that need to capture the required tax. (Enclosure 8)

15. (AI) Discussion and/ or action concerning the Letter from Burnet County regarding the tower subscription fee for radios and our letter in response and their response to our letter

(AD) Commissioner Bremer reported that there had been no further communication with Burnet County related to this issue.

16. (AI) SAFE-D Conference – February 17-19, 2022 in Round Rock

(AD) Commissioner Bremer led the discussion regarding the upcoming SAFE-D Conference. All of BCESD #2 Commissioners are registered. There was discussion of suggested classes for new Commissioners and classes to each attend to share information.

17. (AI) Calendar of events for February 2022. (Bremer)

- A. Approve Capital Expenditures, if applicable.**
- B. Discussion and/or action regarding CVFD's Five Year Plan presentation.**
- C. Discussion and/or action concerning the Sales Tax Assurance presentation**

(AD) Commissioner Bremer presented upcoming events for the February 2022 meeting. Other items will be CVFD presentation of Goals and Objectives, further discussion related to policy, and review of SAFE-D Conference.

18. (AI) Next meeting: February 24, 2022

(AD) Commissioner Bremer announced that the next regular meeting will be on Thursday, February 24, 2022 at 10:00 a.m. at the Cassie Community Center.

19. (AI) Adjourn

(AD) With no additional business, the Burnet County Emergency Services District No. 2 January 27, 2022 meeting was adjourned at 11:26 a.m.

Sharon K. Barclay

Sharon K. Barclay
Secretary
Emergency Service District #2
Burnet County
January 27, 2022

Richard Bremer
President
Emergency Service District #2
Burnet County
January 27, 2022



BURNET COUNTY EMERGENCY SERVICES DISTRICT #2
P.O. BOX 249
BUCHANAN DAM, TEXAS 78609-0249

NOTICE OF REGULAR MEETING

In compliance with the provisions of Chapter 551, Texas Government Code, notice is hereby given of a Regular Meeting of the Board of Emergency Services Commissioners of Burnet County Emergency Services District #2, to be held at the Cassie Community Center located at 3920 RR 690, Burnet, Texas, 78611 at 10:00 AM on Thursday, January 27, 2022. This agenda is posted in the Burnet County Courthouse and on the cassievfd.com website.

The following agenda items will be discussed, considered and action taken as appropriate:

AGENDA

1. Call meeting to order. (Bremer)
2. Establish a quorum. (Bremer)
3. Pledge of Allegiance. (Bremer)
4. Invocation. (Bremer)
5. Welcome guests. (Bremer)
6. Comments from the Board and Public not scheduled on the agenda may speak, however no action can be taken on these items and the Board will not debate the comments at this meeting. Comments regarding specific agenda items should occur when the item is called. There is a 2 minute speaking limit.
7. Oath of office for Commissioners Bremer and Barclay for a 2-year term ending on December 31, 2023.
8. Presentation of the 2021 CVFD and ESD#2 Audit results. (Tabor and Burnett)
9. Accept minutes from 12/16/21 meeting. (Bremer)



BURNET COUNTY EMERGENCY SERVICES DISTRICT #2
P.O. BOX 249
BUCHANAN DAM, TEXAS 78609-0249

10. Report from the Cassie Volunteer Fire Department.
 - A. Report of VFD Chief Curtis
 1. Number of calls.
 2. Training, etc.
 3. Other department activity or concerns.
 - B. Review FY 2021/2022 Cassie VFD Goals and Objectives. (Curtis)
 - C. Present Cassie VFD's Five Year Plan to board. (Curtis)
 - D. Cassie VFD Financial Report (L. Schneider)
 - E. Discussion and/or approval of Capital Expenditures for Cassie VFD, if applicable. (Curtis)
11. ESD #2 Treasurer Report. (Kiley)
12. Discussion and/or action regarding the disbursement of funds. (Kiley)
13. Reports and input on ESD Policies being worked on:
 - A. Records Management – Barclay
 - B. Disposition of Property – Curtis
 - C. Operational Reserves – Kiley/Call
 - D. Financial Oversight – Kiley/Call
 - E. Exception to having a Quorum – Cheatham
14. Administrative update of the Sales Tax Program for ESD #2. Update on Authorization letter to Hdl Companies, etc. (Barclay)
15. Discussion and/or action concerning the Letter from Burnet County concerning the tower subscription fee for radios and our response and their response to our letter, etc. (Bremer)
16. SAFE-D Conference – February 17-19, 2022 in Round Rock.
17. Calendar of events for February 2022. (Bremer)
 - A. Approve Capital Expenditures, if applicable.
 - B. Discussion and/or action regarding CVFD's Five Year Plan presentation.
 - C. Discussion and/or action concerning the Sales Tax Assurance presentation.
18. Next meeting, at 10:00 AM on Thursday, February 24, 2022.
19. Adjourn.

Richard Bremer, President

Cassie VFD/ Burnet ESD 2

Burnet, TX

This report was generated on 1/24/2022 12:46:56 PM



Incident Statistics

Zone(s): All Zones | Start Date: 12/01/2021 | End Date: 12/31/2021

INCIDENT COUNT			
INCIDENT TYPE		# INCIDENTS	
EMS		8	
FIRE		3	
TOTAL		11	
TOTAL TRANSPORTS (N2 and N3)			
APPARATUS	# of APPARATUS TRANSPORTS	# of PATIENT TRANSPORTS	TOTAL # of PATIENT CONTACTS
C-60	0	0	6
TOTAL	0	0	6
PRE-INCIDENT VALUE		LOSSES	
\$0.00		\$0.00	
CO CHECKS			
TOTAL			
MUTUAL AID			
Aid Type		Total	
Aid Given		4	
OVERLAPPING CALLS			
# OVERLAPPING		% OVERLAPPING	
0		0	
LIGHTS AND SIREN - AVERAGE RESPONSE TIME (Dispatch to Arrival)			
Station	EMS	FIRE	
Cassie VFD-Elms Station	0:07:30	0:15:59	
AVERAGE FOR ALL CALLS		0:09:55	
LIGHTS AND SIREN - AVERAGE TURNOUT TIME (Dispatch to Enroute)			
Station	EMS	FIRE	
Cassie VFD-Elms Station	0:00:35	0:00:03	
AVERAGE FOR ALL CALLS		0:00:26	
AGENCY		AVERAGE TIME ON SCENE (MM:SS)	
Cassie VFD/ Burnet ESD 2		39:56	

Only Reviewed Incidents included. EMS for incident counts includes only 300 to 399 Incident Types. All other incident types are counted as FIRE. CO Checks only includes Incident Types: 424, 730 and 734. # Apparatus Transports = # of incidents where apparatus transported. # Patient Transports = All patients transported by EMS. # Patient Contacts = # of PCR contacted by apparatus. This report now returns both NEMESIS 2 & 3 data as appropriate. For overlapping calls that span over multiple days, total per month will not equal Total count for year.



Cassie VFD/ Burnet ESD 2

Burnet, TX

This report was generated on 1/24/2022 12:47:05 PM



Incident Statistics

Zone(s): All Zones | Start Date: 01/01/2021 | End Date: 12/31/2021

INCIDENT COUNT			
INCIDENT TYPE		# INCIDENTS	
EMS		87	
FIRE		65	
TOTAL		152	
TOTAL TRANSPORTS (N2 and N3)			
APPARATUS	# of APPARATUS TRANSPORTS	# of PATIENT TRANSPORTS	TOTAL # of PATIENT CONTACTS
4490	0	0	1
C-60	0	0	34
TOTAL	0	0	35
PRE-INCIDENT VALUE		LOSSES	
\$212,585.00		\$202,585.00	
CO CHECKS			
424 - Carbon monoxide incident		1	
TOTAL		1	
MUTUAL AID			
Aid Type		Total	
Aid Given		51	
Aid Received		7	
OVERLAPPING CALLS			
# OVERLAPPING		% OVERLAPPING	
4		2.63	
LIGHTS AND SIREN - AVERAGE RESPONSE TIME (Dispatch to Arrival)			
Station	EMS	FIRE	
Cassie VFD-Elms Station	0:11:29	0:21:51	
AVERAGE FOR ALL CALLS		0:13:37	
LIGHTS AND SIREN - AVERAGE TURNOUT TIME (Dispatch to Enroute)			
Station	EMS	FIRE	
Cassie VFD-Elms Station	0:03:29	0:06:34	
AVERAGE FOR ALL CALLS		0:03:43	
AGENCY		AVERAGE TIME ON SCENE (MM:SS)	
Cassie VFD/ Burnet ESD 2		52:40	

Only Reviewed Incidents included. EMS for incident counts includes only 300 to 399 Incident Types. All other incident types are counted as FIRE. CO Checks only includes Incident Types: 424, 736 and 734. # Apparatus Transports = # of incidents where apparatus transported. # Patient Transports = All patients transported by EMS. # Patient Contacts = # of PCR contacted by apparatus. This report now returns both NEMIS 2 & 3 data as appropriate. For overlapping calls that span over multiple days, total per month will not equal Total count for year.



Cassie VFD/ Burnet ESD 2

Burnet, TX

This report was generated on 1/24/2022 12:47:05 PM




Incident Statistics

Zone(s): All Zones | Start Date: 01/01/2021 | End Date: 12/31/2021

INCIDENT COUNT			
INCIDENT TYPE		# INCIDENTS	
EMS		87	
FIRE		65	
TOTAL		152	
TOTAL TRANSPORTS (N2 and N3)			
APPARATUS	# of APPARATUS TRANSPORTS	# of PATIENT TRANSPORTS	TOTAL # of PATIENT CONTACTS
4490	0	0	1
C-60	0	0	34
TOTAL	0	0	35
PRE-INCIDENT VALUE		LOSSES	
\$212,585.00		\$202,585.00	
CO CHECKS			
424 - Carbon monoxide incident		1	
TOTAL		1	
MUTUAL AID			
Aid Type		Total	
Aid Given		51	
Aid Received		7	
OVERLAPPING CALLS			
# OVERLAPPING		% OVERLAPPING	
4		2.63	
LIGHTS AND SIREN - AVERAGE RESPONSE TIME (Dispatch to Arrival)			
Station	EMS	FIRE	
Cassie VFD-Elms Station	0:11:29	0:21:51	
AVERAGE FOR ALL CALLS		0:13:37	
LIGHTS AND SIREN - AVERAGE TURNOUT TIME (Dispatch to Enroute)			
Station	EMS	FIRE	
Cassie VFD-Elms Station	0:03:29	0:06:34	
AVERAGE FOR ALL CALLS		0:03:43	
AGENCY		AVERAGE TIME ON SCENE (MM:SS)	
Cassie VFD/ Burnet ESD 2		52:40	

Only Reviewed Incidents included. EMS for Incident counts includes only 300 to 399 Incident Types. All other incident types are counted as FIRE. CO Checks only includes Incident Types: 424, 736 and 734. # Apparatus Transports = # of incidents where apparatus transported. # Patient Transports = All patients transported by EMS. # Patient Contacts = # of PCR contacted by apparatus. This report now returns both NEMIS 2 & 3 data as appropriate. For overlapping calls that span over multiple days, total per month will not equal Total count for year.



Cassie VFD/ Burnet ESD 2

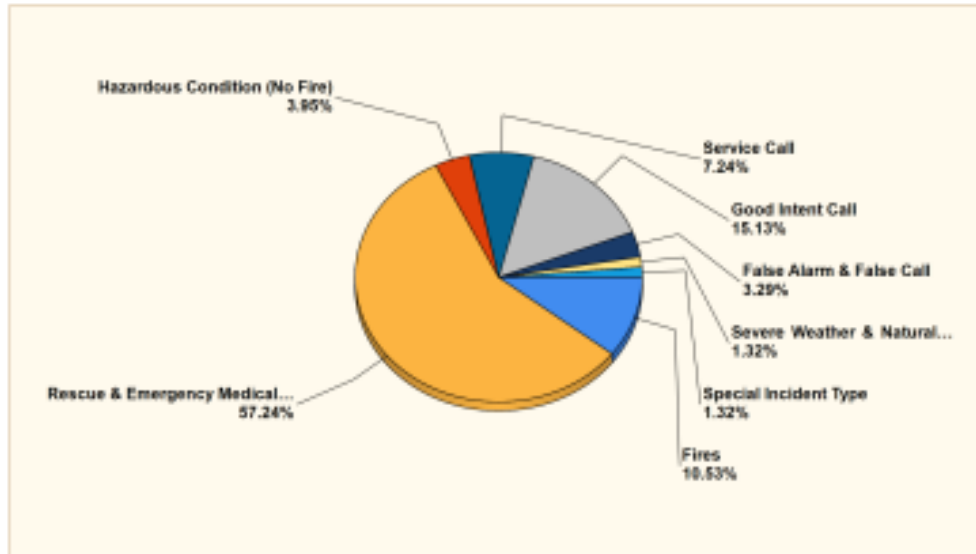
Burnet, TX

This report was generated on 1/24/2022 12:47:43 PM



Breakdown by Major Incident Types for Date Range

Zone(s): All Zones | Start Date: 01/01/2021 | End Date: 12/31/2021



MAJOR INCIDENT TYPE	# INCIDENTS	% of TOTAL
Fires	16	10.53%
Rescue & Emergency Medical Service	87	57.24%
Hazardous Condition (No Fire)	6	3.95%
Service Call	11	7.24%
Good Intent Call	23	15.13%
False Alarm & False Call	5	3.29%
Severe Weather & Natural Disaster	2	1.32%
Special Incident Type	2	1.32%
TOTAL	152	100%

Only REVIEWED and/or LOCKED IMPORTED incidents are included. Summary results for a major incident type are not displayed if the count is zero.



Detailed Breakdown by Incident Type		
INCIDENT TYPE	# INCIDENTS	% of TOTAL
111 - Building fire	4	2.63%
112 - Fires in structure other than in a building	2	1.32%
121 - Fire in mobile home used as fixed residence	1	0.66%
123 - Fire in portable building, fixed location	1	0.66%
141 - Forest, woods or wildland fire	2	1.32%
142 - Brush or brush-and-grass mature fire	3	1.97%
143 - Grass fire	3	1.97%
311 - Medical assist, assist EMS crew	2	1.32%
320 - Emergency medical service, other	1	0.66%
321 - EMS call, excluding vehicle accident with injury	59	38.82%
322 - Motor vehicle accident with injuries	7	4.61%
324 - Motor vehicle accident with no injuries	9	5.92%
341 - Search for person on land	1	0.66%
342 - Search for person in water	2	1.32%
365 - Watercraft rescue	4	2.63%
381 - Rescue or EMS standby	2	1.32%
424 - Carbon monoxide incident	1	0.66%
441 - Heat from short circuit (wiring), defective/worn	1	0.66%
444 - Power line down	2	1.32%
460 - Accident, potential accident, other	2	1.32%
511 - Lock-out	1	0.66%
520 - Water problem, other	1	0.66%
522 - Water or steam leak	1	0.66%
553 - Public service	3	1.97%
561 - Unauthorized burning	1	0.66%
571 - Cover assignment, standby, moveup	4	2.63%
611 - Dispatched & cancelled en route	17	11.18%
622 - No incident found on arrival at dispatch address	2	1.32%
631 - Authorized controlled burning	4	2.63%
700 - False alarm or false call, other	1	0.66%
733 - Smoke detector activation due to malfunction	2	1.32%
743 - Smoke detector activation, no fire - unintentional	1	0.66%
745 - Alarm system activation, no fire - unintentional	1	0.66%
812 - Flood assessment	1	0.66%
813 - Wind storm, tornado/hurricane assessment	1	0.66%
900 - Special type of incident, other	2	1.32%
TOTAL INCIDENTS:	152	100%

Only REVIEWED and/or LOCKED IMPORTED incidents are included. Summary results for a major incident type are not displayed if the count is zero.



Cassie VFD/ Burnet ESD 2

Burnet, TX

This report was generated on 1/24/2022 12:48:00 PM



Average Response Time per Station for Date Range

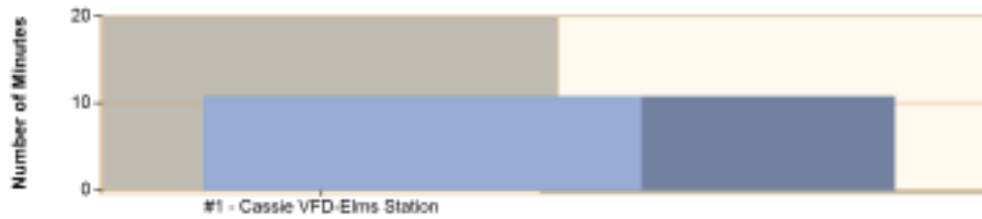
Start Date: 12/01/2021 | End Date: 12/31/2021



STATION	AVERAGE RESPONSE MM:SS (Dispatch to Arrived)
#1 - Cassie VFD-Elms Station	9:59

Average Response Time per Station for Date Range

Start Date: 01/01/2021 | End Date: 12/31/2021



STATION	AVERAGE RESPONSE MM:SS (Dispatch to Arrived)
#1 - Cassie VFD-Elms Station	10:47

AVERAGE RESPONSE TIME calculated from the average time difference between DISPATCH and ARRIVED times on Basic Info 4. Only REVIEWED incidents included.



Cassie VFD/ Burnet ESD 2

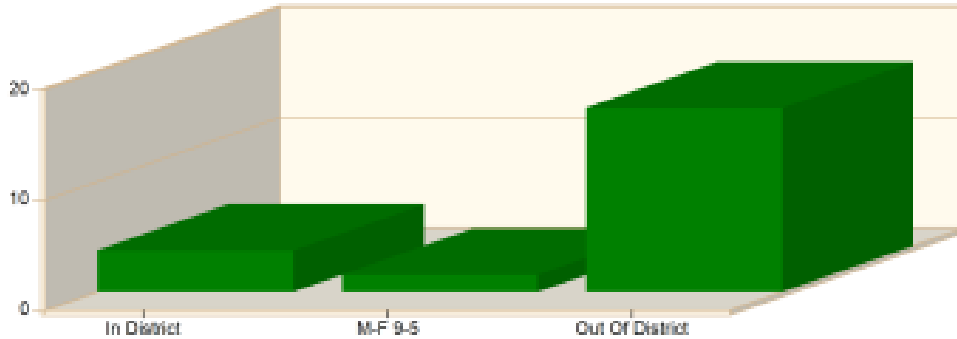
Burnet, TX

This report was generated on 1/24/2022 12:49:12 PM



Incident Average Response Time per Shift for Date Range

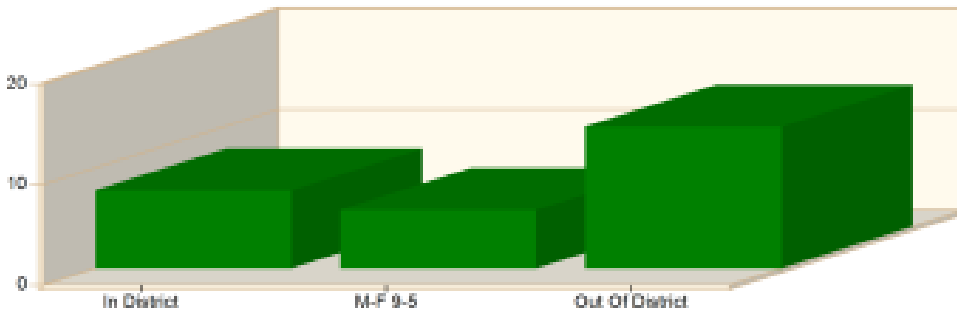
Start Date: 12/01/2021 | End Date: 12/31/2021



SHIFT	AVERAGE RESPONSE TIME (min) (Dispatch to Arrived)	CALLS
In District	3.76	6
M-F 9-5	1.56	1
Out Of District	16.68	4
Total Number of Calls:		11

Incident Average Response Time per Shift for Date Range

Start Date: 01/01/2021 | End Date: 12/31/2021



SHIFT	AVERAGE RESPONSE TIME (min) (Dispatch to Arrived)	CALLS
In District	7.75	66
M-F 9-5	5.81	30
Out Of District	14.10	48
Total Number of Calls:		144

Incident Average Response Time calculated from Dispatch to first arriving unit apparatus Arrived time. Only Reviewed incidents are included. Incidents that are Cancelled with no apparatus actually arriving are not part of the incident count.



Cassie VFD/ Burnet ESD 2

Burnet, TX

This report was generated on 1/24/2022 12:49:36 PM



Personnel Count per Incident for Date Range

Start Date: 12/01/2021 | End Date: 12/31/2021

INCIDENT NUMBER	DATE	INCIDENT TYPE	FDID	NUMBER OF PEOPLE			
				ON APPARATUS	NOT ON APPARATUS	TOTAL	
2021-2100142	12/5/2021 01:11:09	324 - Motor vehicle accident with no injuries.	BP208	4	1	5	
2021-2100143	12/5/2021 10:17:27	321 - EMS call, excluding vehicle accident with injury	BP208	2	0	2	
2021-2100144	12/9/2021 02:18:50	322 - Motor vehicle accident with injuries	BP208	3	1	4	
2021-2100145	12/12/2021 12:09:37	111 - Building fire	BP208	2	3	5	
2021-2100146	12/14/2021 13:59:13	321 - EMS call, excluding vehicle accident with injury	BP208	3	1	4	
2021-2100147	12/17/2021 14:38:09	321 - EMS call, excluding vehicle accident with injury	BP208	3	1	4	
2021-2100148	12/23/2021 03:54:01	321 - EMS call, excluding vehicle accident with injury	BP208	4	1	5	
2021-2100149	12/25/2021 06:37:29	322 - Motor vehicle accident with injuries	BP208	1	4	5	
2021-2100150	12/28/2021 03:49:34	571 - Cover assignment, standby, moveup	BP208	5	0	5	
2021-2100151	12/28/2021 20:49:17	324 - Motor vehicle accident with no injuries.	BP208	5	0	5	
2021-2100152	12/31/2021 06:48:48	700 - False alarm or false call, other	BP208	4	1	5	
TOTAL # OF INCIDENTS: 11				AVERAGES:	3.3	1.2	4.5

Personnel Count per Incident for Date Range

Start Date: 01/01/2021 | End Date: 12/31/2021

TOTAL # OF INCIDENTS: 152				AVERAGES:	3.0	1.0	4.0
----------------------------------	--	--	--	------------------	------------	------------	------------

Incidents per Zone for Date Range

Start Date: 12/01/2021 | End Date: 12/31/2021

INCIDENT NUMBER	INCIDENT TYPE	DATE	LOCATION	APPARATUS
ZONE: 27 - OOD-ELBVFD				
2021-2100149	322 - Motor vehicle accident with injuries	12/25/2021	7000 Fm 2341	C-60
				Total # Incidents for 27: 1
ZONE: 30 - OOD- Hoover Valley VFD				
2021-2100147	321 - EMS call, excluding vehicle accident with injury	12/17/2021	2011 CR 118	B-50,C-60
2021-2100150	571 - Cover assignment, standby, moveup	12/28/2021	3630 Park Rd 4	C-60, RB-30
				Total # Incidents for 30: 2
ZONE: 31 - OOD- Oakalla VFD				
2021-2100145	111 - Building fire	12/12/2021	17770 FM 963	T-40
				Total # Incidents for 31: 1
TOTAL # INCIDENTS: 4				

Only REVIEWED incidents included



Incidents per Zone for Date Range

Start Date: 1/01/2021 | End Date: 12/31/2021

INCIDENT NUMBER	INCIDENT TYPE	DATE	LOCATION	APPARATUS
ZONE: 27 - OOD-ELBVFD				
2021-2100048	611 - Dispatched & cancelled en route	03/20/2021	18945 fm 2341	4450
2021-2100080	141 - Forest, woods or wildland fire	04/25/2021	4501 WOLF CREEK RANCH RD	C-80,T-40,UTV31
2021-2100102	311 - Medical assist, assist EMS crew	08/26/2021	611 SOLAR DR	B-51,C-80
2021-2100103	321 - EMS call, excluding vehicle accident with injury	08/26/2021	804 cr 140	C-80
2021-2100106	321 - EMS call, excluding vehicle accident with injury	09/01/2021	106 SOLAR DR	C-80
2021-2100116	143 - Grass fire	09/23/2021	12301 FM 2341	B-51,E-21
2021-2100149	322 - Motor vehicle accident with injuries	12/25/2021	7000 Fm 2341	C-80

Total # Incidents for 27: 8

ZONE: 28 - OOD- Burnet VFD				
2021-2100074	324 - Motor vehicle accident with no injuries.	08/12/2021	6600 W Sh 29	C-80
2021-2100097	324 - Motor vehicle accident with no injuries.	08/11/2021	6200 W Sh 29	C-80
2021-2100114	611 - Dispatched & cancelled en route	09/18/2021	336 HURST PLACE BLVD	B-50
2021-2100132	611 - Dispatched & cancelled en route	10/30/2021	823 BIG VALLEY LN	C-80
2021-2100133	611 - Dispatched & cancelled en route	11/04/2021	955 cr 101	C-80

Total # Incidents for 28: 5

ZONE: 29 - OOD- CI Burnet FD				
2021-2100001	112 - Fires in structure other than in a building	01/04/2021	670 Park Rd 4	4440
2021-2100129	123 - Fire in portable building, fixed location	10/28/2021	104 CENTER ST	T-40

Total # Incidents for 29: 2

ZONE: 30 - OOD- Hoover Valley VFD				
2021-2100007	441 - Heat from short circuit (wiring), defective/worn	01/16/2021	106 LOST trail	4421,4480
2021-2100015	321 - EMS call, excluding vehicle accident with injury	02/02/2021	6716 Park Rd 4	4450,4480

Only REVIEWED incidents included. Archived Zones cannot be unarchived.



INCIDENT NUMBER	INCIDENT TYPE	DATE	LOCATION	APPARATUS
2021-2100016	611 - Dispatched & cancelled en route	02/02/2021	103 DOVE MEADOW DR	4450
2021-2100017	611 - Dispatched & cancelled en route	02/08/2021	107 RIVER BEND DR	4460
2021-2100026	611 - Dispatched & cancelled en route	02/21/2021	623 SENECA DR	4421,4440
2021-2100031	121 - Fire in mobile home used as fixed residence	03/03/2021	1100 NAVAJO DR	4421,4440,4460
2021-2100032	321 - EMS call, excluding vehicle accident with injury	03/05/2021	109 SENECA DR	4460
2021-2100033	381 - Rescue or EMS standby	03/05/2021	1200 NAVAJO DR	4451
2021-2100035	321 - EMS call, excluding vehicle accident with injury	03/05/2021	914 cr 118B	4450,4460
2021-2100038	611 - Dispatched & cancelled en route	03/11/2021	224 cr	4451,4490
2021-2100043	321 - EMS call, excluding vehicle accident with injury	03/15/2021	447 SHOALS PKY	4460
2021-2100044	745 - Alarm system activation, no fire - unintentional	03/15/2021	100 MARINA BLF	4421
2021-2100045	321 - EMS call, excluding vehicle accident with injury	03/15/2021	111 HILL CREST DR	4460
2021-2100054	321 - EMS call, excluding vehicle accident with injury	04/15/2021	1200 NAVAJO DR	4460
2021-2100058	142 - Brush or brush-and-grass mixture fire	04/20/2021	5403 Park Rd 4	C-60,T-40,UTV31
2021-2100059	143 - Grass fire	04/24/2021	100 COLLIER LN	T-40
2021-2100078	142 - Brush or brush-and-grass mixture fire	06/17/2021	521 ENCHANTED WAY	B-50,T-40
2021-2100093	611 - Dispatched & cancelled en route	07/27/2021	3835 FM 2342	C-60,TRLR1,UTV31
2021-2100109	322 - Motor vehicle accident with injuries	09/10/2021	3100 FM 2342	B-51,C-60,E-20
2021-2100136	341 - Search for person on land	11/18/2021	3630 PR 4 W	B-50,C-60
2021-2100147	321 - EMS call, excluding vehicle accident with injury	12/17/2021	2011 CR 118	B-50,C-60
2021-2100150	571 - Cover assignment, standby, moveup	12/28/2021	3630 Park Rd 4	C-60,RB-30
Total # Incidents for 30:				22

ZONE: 31 - OOD- Oakalla VFD

2021-2100004	112 - Fires in structure other than in a building	01/10/2021	223 cr 218	4440,4460
2021-2100145	111 - Building fire	12/12/2021	17770 FM 963	T-40
Total # Incidents for 31:				2

ZONE: 34 - OOD- Granite Shoals VFD

2021-2100055	611 - Dispatched & cancelled en route	04/17/2021	800 SCENIC LOOP	C-60,RB-30
Total # Incidents for 34:				1

ZONE: 37 - OODOC- Llano County Buchanan Dam VFD

2021-2100014	611 - Dispatched & cancelled en route	01/30/2021	1157 OLD SPANISH TRL	4450
2021-2100075	571 - Cover assignment, standby, moveup	06/15/2021	577 ESCALAR	B-50
2021-2100076	142 - Brush or brush-and-grass mixture fire	06/15/2021	977 escalar	B-50,T-40
2021-2100079	322 - Motor vehicle accident with injuries	06/17/2021	17500 e ah 29	B-50,E-20
2021-2100098	320 - Emergency medical service, other	08/12/2021	E SH 29	B-50,C-60
2021-2100111	141 - Forest, woods or wildland fire	09/17/2021	1035 escalar	B-50,B-51,T-40

Only REVIEWED incidents included. Archived Zones cannot be unarchived.



INCIDENT NUMBER	INCIDENT TYPE	DATE	LOCATION	APPARATUS	
2021-2100125	111 - Building fire	10/18/2021	840 Old Spanish TRL	B-50,E-21	
Total # Incidents for 37:					7
ZONE: 42 - OOD- Bertram VFD					
2021-2100011	143 - Grass fire	01/17/2021	530 cr 328	4440,4450	
2021-2100036	611 - Dispatched & cancelled en route	03/06/2021	8520 N FM 1174	4440	
2021-2100119	111 - Building fire	10/13/2021	1015 County Road 303	T-40	
Total # Incidents for 42:					3
ZONE: 45 - Burnet CISD					
2021-2100027	522 - Water or steam leak	02/21/2021	1000 greenmile	4451,4460	
Total # Incidents for 45:					1
TOTAL # INCIDENTS:				51	

Only REVIEWED incidents included. Archived Zones cannot be unarchived.

4:01 PM
01/09/22
Cash Basis

Cassie Volunteer Fire Department
Balance Sheet
As of December 31, 2021

	Dec 31, 21
ASSETS	
Current Assets	
Checking/Savings	
1010 - CASSIE VFD-ESD2	14,280.12
Total Checking/Savings	14,280.12
Total Current Assets	14,280.12
Fixed Assets	
1410 - Land	13,820.69
1420 - Furniture & Fixtures	10,438.09
1430 - Vehicles & Equipment	1,060,057.47
1440 - EMS Equipment	5,037.56
1450 - Communication Equipment	103,956.55
1460 - Buildings	113,750.42
1510 - Accumulated Depreciation	-853,730.09
Total Fixed Assets	453,330.69
Other Assets	
1090 - Transfers (In/Out)	70,000.00
Total Other Assets	70,000.00
TOTAL ASSETS	537,610.81
LIABILITIES & EQUITY	
Liabilities	
Current Liabilities	
Other Current Liabilities	
2010 - Employer & Emp. Payroll Tax	1,571.00
Total Other Current Liabilities	1,571.00
Total Current Liabilities	1,571.00
Total Liabilities	1,571.00
Equity	
3010 - Unrestricted Net Assets-Ret.Ern	534,281.25
Net Income	1,758.56
Total Equity	536,039.81
TOTAL LIABILITIES & EQUITY	537,610.81

4:27 PM
01/09/22
Cash Basis

**Cassie Volunteer Fire Department
Profit & Loss Budget vs. Actual
October through December 2021**

	<u>Oct - Dec 21</u>	<u>Budget</u>	<u>\$ Over Budget</u>
Income			
4000 - Income			
4005 - ESD payments	46,456.25	185,824.75	-139,368.50
Total 4000 - Income	<u>46,456.25</u>	<u>185,824.75</u>	<u>-139,368.50</u>
Total Income	46,456.25	185,824.75	-139,368.50
Expense			
5000 - ADMINISTRATIVE			
5005 - Accounting	385.00	1,500.00	-1,115.00
5010 - Legal Services	0.00	900.00	-900.00
5015 - Meetings	0.00	300.00	-300.00
5020 - Office Equipment/Maint.	1,018.96	358.00	760.96
5025 - Office Supplies	59.34	1,000.00	-940.66
5030 - Printer Supplies	0.00	300.00	-300.00
5035 - Shipping/Postage/PO Box Rental	58.00	150.00	-92.00
5040 - Subscrip/Dues/Membership/RecMgmt	1,175.00	5,000.00	-3,825.00
5042 - Record Mgmt Systems-ER,PC,CAD	2,219.00	4,000.00	-1,781.00
5045 - Travel Allowance	0.00	100.00	-100.00
5050 - Uniforms (Caps and Shirts)	0.00	4,000.00	-4,000.00
5055 - Printing Services	0.00	100.00	-100.00
5060 - Banking/City/Dep/Bus/Chks/Bkgs/Cks	20.00	100.00	-80.00
5070 - Replen Petty Cash/Toll Charges	0.00	350.00	-350.00
5075 - RECRUITMENT & RETENTION	2,879.83	10,200.00	-7,320.17
Total 5000 - ADMINISTRATIVE	<u>7,914.93</u>	<u>27,458.00</u>	<u>-19,543.07</u>
5200 - PAID POSITION			
5205 - Base Salary	14,403.83	53,500.00	-39,096.17
5215 - CYFD SS & Medicare Tax Match	1,101.87	4,992.75	-2,990.88
Total 5200 - PAID POSITION	<u>15,505.70</u>	<u>57,992.75</u>	<u>-42,087.05</u>
5300 - BUILDING AND GROUNDS			
5305 - Botanical Supplies	0.00	50.00	-50.00
5310 - Janitorial Supplies	108.66	200.00	-91.34
5320 - Repairs and Maintenance	183.25	3,000.00	-2,816.75
5325 - Furn/YardEquip Repl/Rep/New	0.00	1,000.00	-1,000.00
5330 - Electrical Service	805.07	2,750.00	-1,944.93
5335 - Telephone Service	653.82	4,600.00	-3,946.18
Total 5300 - BUILDING AND GROUNDS	<u>1,546.69</u>	<u>12,000.00</u>	<u>-11,051.40</u>
5600 - COMMUNICATIONS			
5605 - Batteries, Clips, Acc.	34.20	500.00	-465.80
5615 - Non-Warranty Repair	0.00	300.00	-300.00
5620 - Digital Radio and Pagers	0.00	500.00	-500.00
Total 5600 - COMMUNICATIONS	<u>34.20</u>	<u>1,300.00</u>	<u>-1,265.80</u>
6000 - INSURANCE			
6005 - Building and Property	945.00	4,500.00	-3,555.00
6010 - Vehicle	2,131.00	9,600.00	-7,469.00
6015 - Personnel Coverage	9,621.00	12,240.00	-2,619.00
Total 6000 - INSURANCE	<u>12,677.00</u>	<u>26,340.00</u>	<u>-13,663.00</u>
7000 - OPERATIONS			
7007 - CAD-Computer Aided Dispatch	0.00	4,700.00	-4,700.00
7010 - Fuel-Vehicle and Equipment	0.00	350.00	-350.00
7012 - Fuelman-Vehicles & Equipment	1,509.42	4,530.00	-3,020.58
7015 - Equipment Maint/Repr-Vendor	0.00	500.00	-500.00
7020 - Fire Extinguisher Test/Repr	0.00	300.00	-300.00
7025 - Fire Suppressant Supplies	0.00	5,000.00	-5,000.00
7030 - First Responder Supplies	541.27	3,300.00	-2,758.73
7035 - Ladder, Pump & Hose Testing	0.00	3,000.00	-3,000.00
7040 - Minor Tools	0.00	150.00	-150.00
7045 - Veh/Equip Lights-Decals-Safety	0.00	100.00	-100.00
7050 - Personal Protect Equip-PPE	48.65	4,000.00	-3,951.35
7055 - PPE Testing/Cleaning/Repair	0.00	500.00	-500.00

4:27 PM
01/09/22
Cash Basis

**Cassie Volunteer Fire Department
Profit & Loss Budget vs. Actual
October through December 2021**

	Oct - Dec 21	Budget	\$ Over Budget
7000 - Rehabilitation Supplies	12.50	500.00	-487.50
7065 - Rescue Equipment Maint/Repr	0.00	250.00	-250.00
7070 - SCBA Testing/Hydro/FaceMsk/Pack	0.00	2,000.00	-2,000.00
7072 - SCBA MAINTENANCE & REPAIR	0.00	500.00	-500.00
7075 - State Veh Safety Inspec&Regist	0.00	150.00	-150.00
7080 - Vehicle Maintenance/Repair	164.83	1,500.00	-1,335.17
7085 - Vehicle Maint/Repr(Vendor)	1,074.57	7,000.00	-5,325.43
7090 - Equipmt Reprmt(Fire Fightng)	0.00	1,750.00	-1,750.00
7095 - Fire Fighting Equipment - NEW	0.00	2,500.00	-2,500.00
7100 - Rescue Equipment - NEW	0.00	1,000.00	-1,000.00
7105 - Rescue Equipment - REPLMNT	0.00	300.00	-300.00
Total 7000 - OPERATIONS	3,951.24	43,680.00	-39,728.76
8000 - TRAINING			
8005 - AED, CPR, First Aid	99.99	454.00	-354.04
8020 - Training -VENDOR	1,996.99	8,000.00	-6,003.10
8022 - Training-Certification&Testing	87.17	1,000.00	-912.83
8025 - Per Diem Travel/Lodging	358.00	5,000.00	-4,642.00
8030 - Wildland	0.00	500.00	-500.00
8035 - Educational Supplies	523.99	600.00	-76.01
Total 8000 - TRAINING	3,066.02	15,554.00	-12,487.98
9000 - PUBLIC RELATIONS			
9005 - Educational Supplies	0.00	100.00	-100.00
9010 - Public Educatn/Relatns/Aprtn	0.00	500.00	-500.00
9015 - Shipping and Postage	0.00	100.00	-100.00
9020 - Printing	0.00	100.00	-100.00
9025 - Recognition/Thank You	0.00	500.00	-500.00
Total 9000 - PUBLIC RELATIONS	0.00	1,300.00	-1,300.00
9500 - CAPITAL EXPENDITURES			
9522 - Tires for E1-4420 (8)	0.00	5,000.00	-5,000.00
9527 - 5" LG Diameter Hose (10)	0.00	6,500.00	-6,500.00
9528 - Turbo Draft	0.00	5,000.00	-5,000.00
9529 - 5" Intake Valve (4)	0.00	5,000.00	-5,000.00
9551 - Scrape,Prep,Paint Fire Station	0.00	9,300.00	-9,300.00
9590 - SCBA's-PACKS & MASKS	0.00	125,000.00	-125,000.00
Total 9500 - CAPITAL EXPENDITURES	0.00	155,800.00	-155,800.00
Total Expense	44,697.89	341,624.75	-296,927.06
Net Income	1,758.56	-155,800.00	157,558.56

4:12 PM
01/09/22
Cash Basis

Cassie Volunteer Fire Department
Profit & Loss by Class
October through December 2021

	ESD	FD	FDE	TOTAL
Income				
4000 - Income				
4005 - ESD payments	30,565.55	0.00	15,890.70	46,456.25
Total 4000 - Income	30,565.55	0.00	15,890.70	46,456.25
Total Income	30,565.55	0.00	15,890.70	46,456.25
Expense				
5000 - ADMINISTRATIVE				
5005 - Accounting	0.00	100.00	285.00	385.00
5020 - Office Equipment/Maint.	1,018.96	0.00	0.00	1,018.96
5025 - Office Supplies	59.34	0.00	0.00	59.34
5035 - Shipping/Postage/PO Box Rental	58.00	0.00	0.00	58.00
5040 - Subscrip/Dues/Membsrhp/RecMgmt	1,175.00	0.00	0.00	1,175.00
5042 - Record Mgmt Systems-ER,PC,CAD	2,219.00	0.00	0.00	2,219.00
5060 - Banking/GrfyDepBox/Chks/Bkgs/Cks	20.00	0.00	0.00	20.00
5076 - RECRUITMENT & RETENTION	2,979.63	0.00	0.00	2,979.63
Total 5000 - ADMINISTRATIVE	7,529.93	100.00	285.00	7,914.93
5200 - PAID POSITION				
5205 - Base Salary	0.00	0.00	14,403.83	14,403.83
5215 - CVFD SS & Medicare Tax Match	0.00	0.00	1,101.87	1,101.87
Total 5200 - PAID POSITION	0.00	0.00	15,505.70	15,505.70
5300 - BUILDING AND GROUNDS				
5310 - Janitorial Supplies	196.66	0.00	0.00	196.66
5320 - Repairs and Maintenance	183.25	0.00	0.00	183.25
5330 - Electrical Service	605.07	0.00	0.00	605.07
5335 - Telephone Service	653.62	0.00	0.00	653.62
Total 5300 - BUILDING AND GROUNDS	1,548.60	0.00	0.00	1,548.60
5600 - COMMUNICATIONS				
5605 - Batteries, Clips, Acc.	34.20	0.00	0.00	34.20
Total 5600 - COMMUNICATIONS	34.20	0.00	0.00	34.20
6000 - INSURANCE				
6005 - Building and Property	945.00	0.00	0.00	945.00
6010 - Vehicle	2,131.00	0.00	0.00	2,131.00
6015 - Personnel Coverage	9,601.00	0.00	0.00	9,601.00
Total 6000 - INSURANCE	12,677.00	0.00	0.00	12,677.00
7000 - OPERATIONS				
7012 - Fuelman-Vehicles & Equipment	1,509.42	0.00	0.00	1,509.42
7030 - First Responder Supplies	541.27	0.00	0.00	541.27
7050 - Personal Protect Equip-PPE	48.65	0.00	0.00	48.65
7060 - Rehabilitation Supplies	12.50	0.00	0.00	12.50
7080 - Vehicle Maintenance/Repair	164.83	0.00	0.00	164.83
7085 - Vehicle Maint/Repr(Vendor)	1,674.57	0.00	0.00	1,674.57
Total 7000 - OPERATIONS	3,951.24	0.00	0.00	3,951.24
8000 - TRAINING				
8005 - AED, CPR, First Aid	99.96	0.00	0.00	99.96
8020 - Training -VENDOR	1,996.90	0.00	0.00	1,996.90
8022 - Training-Certification&Testing	87.17	0.00	0.00	87.17
8025 - Per Diem Travel/Lodging	358.00	0.00	0.00	358.00
8035 - Educational Supplies	523.99	0.00	0.00	523.99
Total 8000 - TRAINING	3,066.02	0.00	0.00	3,066.02
Total Expense	28,806.99	100.00	15,790.70	44,697.69
Net Income	1,758.56	-100.00	199.00	1,758.56

4:58 PM
01/09/22
Accrual Basis

Cassie Volunteer Fire Department
Profit & Loss Detail
December 2021

Date	Name	Memo	Class	Amount
Income				
Expense				
5000 - ADMINISTRATIVE				
5025 - Office Supplies				
12/15/2021	Chase Card S...	AMZN-box of vacuum storage bags for storing bunker gear ...	ESD	27.45
12/15/2021	Chase Card S...	Apple-cloud storage for reporting systems	ESD	0.99
Total 5025 - Office Supplies				28.44
5040 - Subscrptn/Dues/Membsrhp/RecMgmt				
12/15/2021	Chase Card S...	YMCA-December 2021 membership for Shields - senior single	ESD	30.00
12/15/2021	Chase Card S...	YMCA-December 2021 membership for Lee - senior couple	ESD	40.00
12/15/2021	Chase Card S...	YMCA-December 2021 membership for Sanchez - couple re...	ESD	49.00
12/15/2021	Chase Card S...	YMCA-December 2021 membership for Curtis - family-regular	ESD	58.00
12/15/2021	Chase Card S...	YMCA-December 2021 membership for Kelley-family-regular	ESD	58.00
Total 5040 - Subscrptn/Dues/Membsrhp/RecMgmt				235.00
5076 - RECRUITMENT & RETENTION				
12/03/2021	Laura L. Schm...	Stipend for retention of the personnel (8)-bank advised rulin...	ESD	2,800.00
12/15/2021	Chase Card S...	Eagle-2commendation bars to recognize the personnel for w...	ESD	44.95
12/15/2021	Chase Card S...	Eagle- Firefighter of the year recognition medal	ESD	116.95
12/15/2021	Chase Card S...	Fdpins-2-15 year distinguished service pins	ESD	17.73
Total 5076 - RECRUITMENT & RETENTION				2,979.63
Total 5000 - ADMINISTRATIVE				3,243.07
5200 - PAID POSITION				
5205 - Base Salary				
12/03/2021	Derrick R Curtis	Salary	FDE	2,057.89
12/14/2021	Derrick R Curtis	Salary - payroll for period beginning 12-6-21 and ending 12-...	FDE	2,057.89
12/29/2021	Derrick R Curtis	Salary	FDE	2,057.89
Total 5205 - Base Salary				6,173.67
5215 - CVFD SS & Medicare Tax Match				
12/03/2021	Derrick R Curtis	payroll for period beginning 11-22-2021 and ending 12-3-2...	FDE	157.41
12/14/2021	Derrick R Curtis	payroll for period beginning 12-6-21 and ending 12-17-21	FDE	157.41
12/29/2021	Derrick R Curtis	Payroll for period beginning 12-20-2021 and ending 12-31-2...	FDE	157.41
Total 5215 - CVFD SS & Medicare Tax Match				472.23
Total 5200 - PAID POSITION				6,645.90
5300 - BUILDING AND GROUNDS				
5320 - Repairs and Maintenance				
12/14/2021	Circle S Pest ...	SR#72783-quarterly pest control treatment	ESD	75.00
12/15/2021	Chase Card S...	RBNG-ring mulican yearly plan (11-16-2021 --11-16-2022)	ESD	108.25
Total 5320 - Repairs and Maintenance				183.25
5330 - Electrical Service				
12/15/2021	P&C	Acct#0000098825-estmt for period 0/20/21 - 11/18/21	ESD	177.76
Total 5330 - Electrical Service				177.76
5335 - Telephone Service				
12/15/2021	Chase Card S...	VZWRLSS-for phone and internet - for period 10-11-2021 -- ...	ESD	326.81
Total 5335 - Telephone Service				326.81
Total 5300 - BUILDING AND GROUNDS				687.82
6000 - INSURANCE				
6015 - Personnel Coverage				
12/07/2021	CareFile Mem...	Membership for three new people (Hensig, Lee and Call)	ESD	45.00
12/23/2021	AirMed Care N...	Inv#7434-12082021-prorate for new members Call, Henwig, ...	ESD	54.00
Total 6015 - Personnel Coverage				99.00
Total 6000 - INSURANCE				99.00

4:08 PM

01/29/22

Accrual Basis

Cassie Volunteer Fire Department
Profit & Loss Detail
 December 2021

Date	Name	Memo	Class	Amount
7000 - OPERATIONS				
7012 - Fuelman-Vehicles & Equipment				
12/07/2021	Fuelman	11/6/2021-4490-regular fill up and 1-EMS and one Fire Burn...	ESD	54.00
12/07/2021	Fuelman	11/16/2021-4490-regular and 1-EMS call	ESD	56.23
12/07/2021	Fuelman	11/23/2021-4490-2-EMS calls-1SAR-HV/VFD	ESD	59.62
12/07/2021	Fuelman	11/23/2021-4490-2-EMS, 1-Fire, 1-Auto	ESD	44.38
12/07/2021	Fuelman	11/16/2021-4420-regular fill up	ESD	39.00
12/07/2021	Fuelman	11/12/2021-4450-regular fill up and 1-call	ESD	68.46
12/07/2021	Fuelman	11/23/2021-4451-regular fill-up and calls	ESD	40.18
Total 7012 - Fuelman-Vehicles & Equipment				361.96
7030 - First Responder Supplies				
12/15/2021	Chase Card S...	AMzn-1-pack of 100 sterile gauze pads for use when doing ...	ESD	10.99
12/15/2021	Chase Card S...	Amzn-2-boxes of 100 of butterfly closure bandages to use ...	ESD	6.97
12/15/2021	Chase Card S...	Amzn-1 pack of 300 of heavy duty and waterproof bandages...	ESD	42.37
12/15/2021	Chase Card S...	HEB-2 bottles of 30 glucose test strips for meters	ESD	14.98
Total 7030 - First Responder Supplies				75.31
7080 - Vehicle Maintenance/Repair				
12/07/2021	NAPA	Inv# 230-590877-Acc#7140-SMMH1-for extra couplings for a...	ESD	18.58
12/15/2021	Chase Card S...	Amzn-rechargeable 12volt battery for trailer brakes when ush...	ESD	15.99
12/15/2021	Chase Card S...	Amzn-1 proflo universal boat fuel feed motor flather for resc...	ESD	37.31
Total 7080 - Vehicle Maintenance/Repair				71.88
7085 - Vehicle Maint/Repr(Vendor)				
12/30/2021	DACO Fire Eq...	Inv#K27022-labor and materials to repairand replace speed s...	ESD	1,674.57
Total 7085 - Vehicle Maint/Repr(Vendor)				1,674.57
Total 7000 - OPERATIONS				2,183.72
8000 - TRAINING				
8020 - Training -VENDOR				
12/15/2021	Chase Card S...	Amzn-Essentials of the fighting - 2 for Herwig and Lee	ESD	293.92
Total 8020 - Training -VENDOR				293.92
8035 - Educational Supplies				
12/15/2021	Chase Card S...	WPSG-tax credit and discount for training aides purchased L...	ESD	-41.94
Total 8035 - Educational Supplies				-41.94
Total 8000 - TRAINING				251.98
Total Expense				13,110.89
Net Income				-13,110.89

Page 2

4:33 PM
01/09/22
Accrual Basis

Cassie Volunteer Fire Dept. & EMS
Balance Sheet
As of December 31, 2021

	<u>Dec 31, 21</u>
ASSETS	
Current Assets	
Checking/Savings	
1010 - FSB of Burnet - 68867	74,880.50
Total Checking/Savings	<u>74,880.50</u>
Total Current Assets	<u>74,880.50</u>
Other Assets	
1090 - Transfers (In/Out)	-70,000.00
Total Other Assets	<u>-70,000.00</u>
TOTAL ASSETS	<u>4,880.50</u>
LIABILITIES & EQUITY	
Equity	
3010 - Unrestricted Net Assets	-95.66
Net Income	4,976.16
Total Equity	<u>4,880.50</u>
TOTAL LIABILITIES & EQUITY	<u>4,880.50</u>

3:47 PM
01/14/22
Cash Basis

Burnet County Emergency Services District #2
Balance Sheet
As of December 31, 2021

	<u>Dec 31, 21</u>
ASSETS	
Current Assets	
Checking/Savings	
Certificate of Deposit 33086	156,941.80
First State Bank of Burnet	247,726.06
Total Checking/Savings	<u>404,667.86</u>
Total Current Assets	<u>404,667.86</u>
TOTAL ASSETS	<u>404,667.86</u>
LIABILITIES & EQUITY	
Equity	
Unrestricted Net Assets	297,942.61
Net Income	106,725.25
Total Equity	<u>404,667.86</u>
TOTAL LIABILITIES & EQUITY	<u>404,667.86</u>

2:55 PM

Burnet County Emergency Services District #2
Profit & Loss Budget vs. Actual
 October through December 2021

Cash Basis

	<u>Oct - Dec 21</u>	<u>Budget</u>	<u>\$ Over Budget</u>
Income			
Cash Reserves	0.00	50,000.00	-50,000.00
Government Contracts			
Local Government Contracts	151,245.16	275,208.00	-123,962.84
Total Government Contracts	<u>151,245.16</u>	<u>275,208.00</u>	<u>-123,962.84</u>
Interest Earned	9.84	90.00	-80.16
Investments			
Interest-Savings, Short-Term CD	136.83	800.00	-663.17
Total Investments	<u>136.83</u>	<u>800.00</u>	<u>-663.17</u>
Refund	0.00	170.00	-170.00
Reimburse Expenses	8,559.67	8,560.00	-0.33
Total Income	<u>159,951.50</u>	<u>334,828.00</u>	<u>-174,876.50</u>
Expense			
Contract Services			
Accounting Fees	3,725.00	7,200.00	-3,475.00
Cassie Volunteer Fire Dept	46,456.25	185,825.00	-139,368.75
CVFD-Capital Expenditures	0.00	114,175.00	-114,175.00
Insurance-Liability & D.O.	1,510.00	1,572.00	-62.00
Insurance-Workers Compensation	324.00	358.00	-34.00
Legal Fees	40.00	2,500.00	-2,460.00
Outside Contract Services	0.00	4,256.00	-4,256.00
Total Contract Services	<u>52,055.25</u>	<u>315,886.00</u>	<u>-263,830.75</u>
Operations			
Meeting space fees	150.00	600.00	-450.00
Newspaper Advertisement	0.00	100.00	-100.00
Postage, Mail Service	0.00	244.00	-244.00
Total Operations	<u>150.00</u>	<u>944.00</u>	<u>-794.00</u>
Other Types of Expenses			
Memberships and Dues	0.00	275.00	-275.00
Other Costs	0.00	1,000.00	-1,000.00
Total Other Types of Expenses	<u>0.00</u>	<u>1,275.00</u>	<u>-1,275.00</u>
Travel and Meetings			
Conference, Convention, Meeting	1,021.00	5,000.00	-3,979.00
Travel	0.00	600.00	-600.00
Total Travel and Meetings	<u>1,021.00</u>	<u>5,600.00</u>	<u>-4,579.00</u>
Total Expense	<u>53,226.25</u>	<u>323,705.00</u>	<u>-270,478.75</u>
Net Income	<u>106,725.25</u>	<u>11,123.00</u>	<u>95,602.25</u>

3:51 PM

Burnet County Emergency Services District #2
Profit & Loss Detail
 December 2021

01/14/22

Accrual Basis

<u>Date</u>	<u>Name</u>	<u>Memo</u>	<u>Amount</u>
Income			
Government Contracts			
Local Government Contracts			
12/06/2021	Burnet Central Appr...	Taxes Collected 11/16/2021 - 11/30/2021	5,163.07
12/06/2021	Burnet Central Appr...	Legal Fees 11/16/2021 - 11/30/2021	-1.48
12/16/2021	Burnet Central Appr...	1st QTR 2022 payment	-1,114.97
12/01/2021	Burnet County Appr...	12/01/2021-12/15/2021 taxes collected	62,066.59
12/01/2021	Burnet Central Appr...	12/01/2021-12/15/2021 taxes collected - Legal Fees	-2.92
12/01/2021	Burnet Central Appr...	12/16/2021 to 12/30/2021 Taxes Collected	57,581.23
12/01/2021	Burnet Central Appr...	12/16/2021 to 12/30/2021 Taxes Refunded	-1,410.78
	Total Local Government Contracts		<u>122,280.74</u>
	Total Government Contracts		122,280.74
Interest Earned			
12/01/2021		Interest	3.89
	Total Interest Earned		<u>3.89</u>
Investments			
Interest-Savings, Short-term CD			
12/25/2021		Deposit	136.83
	Total Interest-Savings, Short-term CD		<u>136.83</u>
	Total Investments		136.83
Reimburse Expenses			
12/01/2021	sales tax account - #...	Legal fees reimbursed for Sales tax election	3,227.90
	Total Reimburse Expenses		<u>3,227.90</u>
	Total Income		<u>125,649.36</u>
Expense			
Contract Services			
Accounting Fees			
12/16/2021	Taber & Burnett, PC.	YE 2021 Audit Report BESD #2	1,600.00
12/16/2021	Taber & Burnett, PC.	YE 2021 Audit Report BVFD	2,000.00
	Total Accounting Fees		<u>3,600.00</u>
	Total Contract Services		3,600.00
Operations			
Meeting space fees			
12/16/2021	Cassie Community ...	4th Qtr 2021 Charges	150.00
	Total Meeting space fees		<u>150.00</u>
	Total Operations		150.00
	Total Expense		<u>3,750.00</u>
	Net Income		<u>121,899.36</u>

Page 1

4:23 PM
01/14/22
Accrual Basis

**Burnet Cty. ESD#2 Sales Tax
Balance Sheet Detail
As of December 31, 2021**

Type	Date	Name	Amount	Balance
ASSETS				35,321.72
Current Assets				35,321.72
Checking/Savings				35,321.72
FSB of Burnet - Sales Tax				35,321.72
Deposit	12/31/2021		0.91	35,322.63
Total FSB of Burnet - Sales Tax			0.91	35,322.63
Total Checking/Savings			0.91	35,322.63
Total Current Assets			0.91	35,322.63
TOTAL ASSETS			0.91	35,322.63
LIABILITIES & EQUITY				35,321.72
Equity				35,321.72
Opening Balance Equity				2,500.00
Total Opening Balance Equity				2,500.00
Unrestricted Net Assets				22,092.31
Total Unrestricted Net Assets				22,092.31
Net Income				10,729.41
Total Net Income			0.91	10,730.32
Total Equity			0.91	35,322.63
TOTAL LIABILITIES & EQUITY			0.91	35,322.63

4:26 PM
01/14/22
Accrual Basis

**Burnet Cty. ESD#2 Sales Tax
Profit & Loss Detail
December 2021**

Type	Date	Name	Amount	Balance
Income				
Interest Income				
Deposit	12/31/2021		0.91	0.91
Total Interest Income			0.91	0.91
Sales Tax Revenue				
Deposit	12/10/2021	Texas State Compr...	5,758.16	5,758.16
Check	12/16/2021	Burnet County ESD ...	-3,227.90	2,530.26
Total Sales Tax Revenue			2,530.26	2,530.26
Total Income			2,531.17	2,531.17
Expense				0.00
Net Income			2,531.17	2,531.17



BURNET COUNTY EMERGENCY SERVICES DISTRICT #2
P.O. BOX 249
BUCHANAN DAM, TEXAS 78609-0249

**ORDER 01-2008
(Amended XX-XX-XXXX)
OF
BURNET COUNTY EMERGENCY SERVICE DISTRICT NO. 2
RECORDS MANAGEMENT POLICY**

STATE OF TEXAS §
 §
COUNTY OF BURNET §

WHEREAS, the Texas Local Government Records Act (Title 6, Subtitle C, Local Government Code), provides that each local government must establish an active and continuing records management program; and the Burnet County Emergency Services District No. 2 desires to adopt a plan to prescribe policies and procedures consistent with the Local Government Records Act and in the interests of cost-effective and efficient recordkeeping; now therefore:

NOW THEREFORE:

SECTION 1. DEFINITION OF RECORDS OF THE BURNET COUNTY EMERGENCY SERVICES DISTRICT NO. 2. All documents, papers, letters, books, maps, photographs, sound or video recordings, microfilm, magnetic tape, electronic media, or other information-recording media, regardless of physical form or characteristic and regardless of whether public access to it is open or restricted under the laws of the state, created or received by the Burnet County Emergency Services District No. 2 or any of its officers or employees pursuant to law or in the transaction of public business, are declared to be the records of Burnet County Emergency Services District No. 2 and of in accordance with the provisions of this ordinance or procedures authorized by it and in no other manner.

SECTION 2. RECORDS DECLARED PUBLIC PROPERTY. All records as defined in Sec. 1 of this plan are declared to be the property of the Burnet County Emergency Services District No. 2. No official or employee of the Burnet County Emergency Services District No. 2 has, by virtue of his or her position, any personal or property right to such records even though he or she may have developed or compiled them. The unauthorized destruction, removal from files, or use of such records is prohibited.



BURNET COUNTY EMERGENCY SERVICES DISTRICT #2
P.O. BOX 249
BUCHANAN DAM, TEXAS 78609-0249

SECTION 3. POLICY. It is declared to be the policy of the Burnet County Emergency Services District #2 to provide for efficient, economical, and effective controls over the creation, distribution, organization, maintenance, use, and disposition of all records of this office through a comprehensive system of integrated procedures for the management of records from their creation to their ultimate disposition, consistent with the requirements of the Local Government Records Act and accepted records management practice. This policy shall apply to all employees, agents, independent contractors, and volunteers of the Burnet County Emergency District #2.

SECTION 4. RECORDS MANAGEMENT OFFICER. The Secretary will serve as Records Management Officer for the Burnet County Emergency District No. 2 as provided by law and will develop policies and procedures to ensure that the maintenance, preservation, security, destruction, electronic storage, and other disposition of the records of this office are carried out in accordance with the requirements of the Local Government Records Act.

SECTION 5. RECORDS CONTROL SCHEDULES. Appropriate records control schedules issued by the Texas State Library and Archives Commission shall be adopted by the Records Management Officer for use in Burnet County Emergency District No. 2 as provided by law. The Records Management Officer shall prepare amendments to the schedules as needed to reflect new records created or received by this office, or revisions to retention periods established in a records retention schedule issued by the Commission. Any destruction of records of the Burnet County Emergency District No. 2 will be in accordance with these schedules and the Local Government Records Act.

ORDERED THIS __ DAY OF ____, 2022

BURNET COUNTY EMERGENCY SERVICES DISTRICT #2

By:

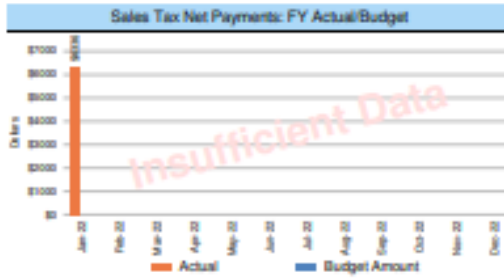
Richard Bremer
President

Sharon Barclay
Secretary

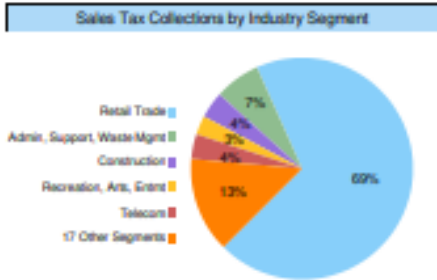
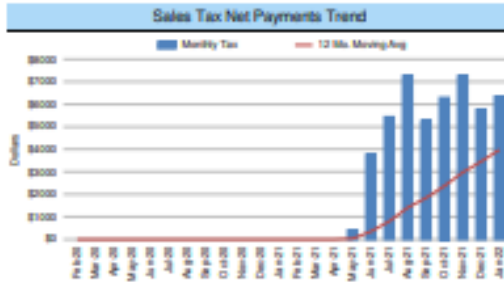
Hdl Companies
SALES TAX SNAPSHOT
 Burnet Co ESD 2

Jan-22

Sales Tax Net Payments Actual/Budgeted					
FY Mo.	Actual FY2021	Actual FY2022	Budgeted FY2022	Actual YoY % Change	Budgeted YoY % Change
Jan	\$	\$ 6,336	\$ na		
Feb	\$	\$ na	\$ na		
Mar	\$	\$ na	\$ na		
Apr	\$	\$ na	\$ na		
May	\$ 406	\$ na	\$ na		
Jun	\$ 3,762	\$ na	\$ na		
Jul	\$ 5,421	\$ na	\$ na		
Aug	\$ 7,267	\$ na	\$ na		
Sep	\$ 5,354	\$ na	\$ na		
Oct	\$ 4,384	\$ na	\$ na		
Nov	\$ 7,945	\$ na	\$ na		
Dec	\$ 5,758	\$ na	\$ na		
FYTD	\$	\$ 6,336	\$ na		
FY Total	\$ 41,367	\$ na	\$ na		
FY Estimate	\$	Insufficient Data			



Top 10 Taxpayers			
Rank	Company	FYTD Collections	% Total
1	AMAZON.COM SERVICES INC (MARKETPLACE)		
2	SMS BUCHMAN BUSINESS INC		
3	AMAZON.COM SERVICES LLC		
4	JMI CACHUS		
5	MARK W MARDIS		
6	REVILLE PEAK RANCH SOLUTIONS LLC		
7	PIEDRALES ELECTRIC COOPERATIVE INC.		
8	REVILLE PEAK RANCH L.L.C.		
9	EBBY INC.		
10	MOW PARTNERS LLC		
Top 10 Companies		\$ 4,319	66.7%
553 Other Large Companies		\$ 1,772	27.4%
Small Companies/Other		\$ 369	4.8%
Single Local Tax Rate (SLT)		\$ 79	1.2%
Total		\$ 6,479	100.0%



Industry Segment Collections Trend - YoY % Chg						
SEGMENT	Aug	Sep	Oct	Nov	Dec	Jan
Retail Trade	0%	0%	0%	0%	0%	0%
Admin, Support, Waste Mgmt	0%	0%	0%	0%	0%	0%
Construction	0%	0%	0%	0%	0%	0%
Telecom	0%	0%	0%	0%	0%	0%
Recreation, Arts, Entert	0%	0%	0%	0%	0%	0%
All Others	0%	0%	0%	0%	0%	0%
Total Collections	0.0%	0.0%	0.0%	0.0%	0.0%	0.0%