



BURNET COUNTY EMERGENCY SERVICES DISTRICT #2
P.O. BOX 249
BUCHANAN DAM, TEXAS 78609-0249

Minutes (Official) – November 18, 2021

1. (AI)¹ Call meeting to order

(AD)²At 10:04 a.m., November 18, 2021, the Regular Meeting of the Board of Emergency Service Commissioners of Burnet County Emergency Services District No. 2 was called to order by President Richard Bremer at the Cassie Community Center, 3920 RR 690, Burnet, Texas 78611. Notice of this meeting (Enclosure 1) had been previously posted at the Burnet County Courthouse and the Cassie VFD website (www.cassievfd.com), in compliance with the provisions of Chapter 551, Texas Government Code.

2. (AI) Establish a quorum

(AD) Board member in attendance were:

*Richard Bremer
Robbie Cheatham
Donna Kiley
John Call
Sharon Barclay*



Commissioner Bremer confirmed a quorum was present

3. (AI) Pledge of Allegiance

(AD) The quorum having been established, the Pledge of Allegiance to the United States was rendered with appropriate honors

4. (AI) Invocation

(AD) The Invocation was offered by Commissioner Bremer

¹ AI – Agenda Item

² AD – Action and/or Discussion by BCESD-2Commissioners

5. (AI) Welcome guests

*(AD) Commissioner Bremer welcomed to the meeting:
CVFD Treasurer Laura Schneider*

6. (AI) Comments from the Board and Public not scheduled on the agenda may speak, however no action can be taken on these items and the Board will not debate the comments at this meeting. Comments regarding specific agenda items should occur when the item is called. There is a 2-minute speaking limit.

(AD) Commissioner Bremer called for comments from the Board or guests.

Commissioner Bremer gave a status update as to family health issues. There were no further comments.

7. (AI) Accept minutes from October 28, 2021 meeting

(AD) Commissioner Bremer called for corrections to the October 28, 2021 Meeting Minutes; with no additional changes the Minutes were accepted as presented.

8. (AI) Report from the Cassie VFD.

A. Fire Chief

- 1. Number of calls**
- 2. Training, etc.**
- 3. Other department activity or concerns**

B. Cassie VFD Financial Report.

C. CVFD present five-year plans to ESD #2 Board.

D. Discussion and/or approval of a Capital Expenditure for CVFD, if applicable.

- A. (AD) Mrs. Schneider reported on CVFD activity for the month of October. CVFD responded to 16 calls – 8 EMS/8 Fire. Mutual Aid - 4 given, 1 received. YTD 132 calls – 74 EMS/58 Fire. YTD Mutual Aid 45 given, 6 received. Average response time for In-District calls for October is 7.10, Out-of-District is 19.02. Average personnel per call – 4.4 and YTD 4.0. Average on-scene time was extended during the month of October due to active fire suppression. (Enclosure 2) There was discussion related to the types of vehicles responding to calls as well as calculations regarding Pre-Incident Values/Losses.*

Mrs. Schneider reported that two firefighters have started pre-work for the TEEEX Academy to be held in the spring.

Mrs. Schneider reported that CVFD had performed Community Service at recent races at Reveille Peak Ranch. Due to recognition of potential injury, the Department is considering the purchase of traction splints.

- B. (AD) Mrs. Schneider gave the CVFD Treasurers Report for October 2021. There was a balance of \$37,023.54 in checking. Expenses for October were \$21,430.28 which included large amounts in fuel, insurance, and subscription fees for the on-line reporting system. Net Income for October was \$25,025.97. (Enclosure 3)*

There was discussion related to CVFD reporting the now separated CVFD account. For transparency and to keep the ESD informed of the separated funds, it was widely agreed upon and requested that CVFD report this account at the monthly ESD Commissioners Meeting. Mrs. Schneider reported that there had been donations to the Department, including one from a Firefighter who recently moved out of district.

- C. (AD) Mrs. Schneider presented the Proposed Five-Year Capital Plan to the ESD. (Enclosure 4) She reported that the SCBA's have been ordered and that they are below budget on that item. There was no further discussion on the presented material.*

- D. (AD) There were no Capital Expenditures reported.*

9. (AI) ESD No. 2 Treasurers Report

(AD) Commissioner Kiley presented the Treasurer's Report for October 2021. (Enclosure 5)

Sales Tax Account -the balance in the Sales Tax Account is \$26,545.31. Expenses for October were \$5331.77, which included the approved amount to replenish the ESD account for election costs. Income was \$6284.77; for a net income of \$953.

ESD Account – the balance in the ESD Account is \$260,009.09 which includes \$156,804.97 in CD and \$103,204.12 in Checking. Total expenses for October were \$48,415.25 which included accounting fees, Insurance, and the CVFD Quarterly payment.

Commissioner Bremer called for any questions or discussion; with no further discussion the Treasurer's Report was accepted as presented

10. (AI) Discussion and/or action regarding the disbursement of funds

(AD) Commissioner Kiley reported that the only upcoming anticipated expenses were reimbursement to the Commissioners for registration/travel expense for the upcoming 2022 SAFE-D Conference.

11. Status of CPA Audits for ESD #2 and CVFD

(AD) Commissioner Bremer reported that requested material is being delivered to Taber and Burnett for the upcoming Audit.

12. (AI) Report and review other ESD #2 Policies being worked on by Board Members

(AD) Commissioner Bremer called for a review on policies that were discussed and needing review from the October 2021 Meeting.

Policy for Disposition of Property – Chief Curtis to investigate

Records Management – Commissioner Barclay reported that there is a policy on file at the Texas State Library and Records (SLR), it was established in 2008. She reported that she has had correspondence with the SLR who is reviewing the policy to recommend any necessary changes.

Policy for PIA requests – Commissioner Barclay reported that she has not started working on this policy.

Policy for Operational Reserves – Commissioner Kiley and Commissioner Call were given information and will start the process of review.

Policy for Financial Oversight/Audit – Commissioner Kiley and Commissioner Call were given information and will start the process of review.

Plan for Continuity of Functions – Exception to Quorums (Local Govt Code 418.1102) – Commissioner Cheatham reported finding the Statute and will contact SAFE-D to seek information on other Districts who already have this policy in place.

13. (AI) Administrative update of the Sales Tax Program for ESD 2

(AD) Commissioner Barclay reported finding information on the Comptrollers Website and was able to filter to find active entities paying the Sales Tax; she reported finding 5 businesses who are located In-District who are active.

14. (AI) Discussion and/ or action concerning the Letter from Burnet County regarding the tower subscription fee for radios and our letter in response and their response to our letter

(AD) Commissioner Bremer reported that there had been no further communication with Burnet County related to this issue.

15. (AI) Terms of office - Commissioner Barclay's term ends 12/31/2021. Commissioner Barclay is willing to serve another two-year term. Will forward appointment to County Commissioner Jim Luther

(AD) Commissioner Bremer reported that Commissioner Barclay's term ends on December 31, 2021; she has agreed to serve another term. He will forward the information to County Commissioner Luther.

16. (AI) Calendar of Events for December. (Bremer)

- a. Update on the Presentation of the Audits (Bremer/Kiley)**
- b. Presentation at the December meeting by Hdl Companies concerning their help with the Sales Tax.**

(AD) Commissioner Bremer presented upcoming events for the December 2021 meeting. He additionally called for any other anticipated business; there was no additional items presented.

17. (AI) Next meeting: December 16, 2021

(AD) Commissioner Bremer announced that the next regular meeting will be on Thursday, December 16, 2021 at 10:00 a.m. at the Cassie Community Center.

18. (AI) Adjourn

(AD) With no additional business, the Burnet County Emergency Services District No. 2 November 18, 2021 meeting was adjourned at 11:21 a.m.

Sharon K. Barclay

Sharon K. Barclay
Secretary
Emergency Service District #2
Burnet County
November 18, 2021

Richard Bremer
President
Emergency Service District #2
Burnet County
November 18, 2021



BURNET COUNTY EMERGENCY SERVICES DISTRICT #2
P.O. BOX 249
BUCHANAN DAM, TEXAS 78609-0249

NOTICE OF REGULAR MEETING

In compliance with the provisions of Chapter 551, Texas Government Code, notice is hereby given of a Regular Meeting of the Board of Emergency Services Commissioners of Burnet County Emergency Services District No. 2, to be held at the Cassie Community Center located at 3920 RR 690, Burnet, Texas, 78611 at 10:00 AM, on Thursday, November 18, 2021. This agenda is posted at the Burnet County Courthouse and on the cassievfd.com website.

The following agenda items will be discussed, considered and action taken as appropriate:

AGENDA

1. Call meeting to order. (Bremer)
2. Establish a quorum. (Bremer)
3. Pledge of Allegiance. (Bremer)
4. Invocation. (Bremer)
5. Welcome guests. (Bremer)
6. Comments from the Board and Public not scheduled on the agenda may speak, however no action can be taken on these items and the Board will not debate the comments at this meeting. Comments regarding specific agenda items should occur when the item is called. There is a 3 minute per person speaking limit.
7. Accept minutes from October 24, 2019 meeting. (Schneider)
8. Report from the Cassie VFD.
 - A. Fire Chief (Curtis)
 1. Number of calls
 2. Training, etc.
 3. Other department activity or concerns
 - B. Cassie VFD Financial Report. (L. Schneider)
 - C. CVFD present five year plans to ESD #2 Board. (Curtis)
 - D. Discussion and/or approval of a Capital Expenditure for CVFD, if applicable. (Curtis)



BURNET COUNTY EMERGENCY SERVICES DISTRICT #2
P.O. BOX 249
BUCHANAN DAM, TEXAS 78609-0249

9. ESD #2 Treasurers report. (Kiley)
10. Discussion and/or action regarding the disbursement of funds. (Kiley)
11. Status of CPA Audits for ESD #2 and CVFD. (Bremer)
12. Report and review other ESD #2 Policies being worked on by Board Members. |
13. Administrative update of the Sales Tax Program for ESD #2. (Barclay)
14. Discussion and/or action concerning the Letter from Burnet County concerning the tower subscription fee for radios with our response and the response to our letter, etc. (Bremer)
15. Terms of office - Commissioner Barclay's term ends 12/31/2021. (Bremer).
Commissioner Barclay is willing to serve another two year term. Will forward appointment to County Commissioner Jim Luther.
16. Calendar of Events for December. (Bremer)
 - a. Update on the Presentation of the Audits (Bremer/Kiley)
 - b. Presentation at the December meeting by Hdl Companies concerning their help with the Sales Tax.
17. Next meeting, 10:00 AM, December 16, 2021.
18. Adjourn --- Have a Happy Thanksgiving!

Richard Bremer, President

Cassie VFD/ Burnet ESD 2

Burnet, TX

This report was generated on 11/15/2021 1:09:10 PM



Incident Statistics

Zone(s): All Zones | Start Date: 10/01/2021 | End Date: 10/31/2021

INCIDENT COUNT			
INCIDENT TYPE		# INCIDENTS	
EMS		8	
FIRE		8	
TOTAL		16	
TOTAL TRANSPORTS (N2 and N3)			
APPARATUS	# of APPARATUS TRANSPORTS	# of PATIENT TRANSPORTS	TOTAL # of PATIENT CONTACTS
C-60	0	0	7
TOTAL	0	0	7
PRE-INCIDENT VALUE		LOSSES	
\$212,585.00		\$202,585.00	
CO CHECKS			
TOTAL			
MUTUAL AID			
Aid Type		Total	
Aid Given		4	
Aid Received		1	
OVERLAPPING CALLS			
# OVERLAPPING		% OVERLAPPING	
0		0	
LIGHTS AND SIREN - AVERAGE RESPONSE TIME (Dispatch to Arrival)			
Station	EMS	FIRE	
Cassie VFD-Elms Station	0:07:44	0:12:37	
AVERAGE FOR ALL CALLS		0:11:12	
LIGHTS AND SIREN - AVERAGE TURNOUT TIME (Dispatch to Enroute)			
Station	EMS	FIRE	
Cassie VFD-Elms Station	0:00:22	0:03:50	
AVERAGE FOR ALL CALLS		0:01:20	
AGENCY		AVERAGE TIME ON SCENE (MM:SS)	
Cassie VFD/ Burnet ESD 2		80:03	

Only Reviewed Incidents included. EMS for Incident counts includes only 300 to 399 Incident Types. All other incident types are counted as FIRE. CO Checks only includes Incident Types: 424, 736 and 734. # Apparatus Transports = # of incidents where apparatus transported. # Patient Transports = All patients transported by EMS. # Patient Contacts = # of PCR contacted by apparatus. This report now returns both NEMESIS 2 & 3 data as appropriate. For overlapping calls that span over multiple days, total per month will not equal Total count for year.



Cassie VFD/ Burnet ESD 2

Burnet, TX

This report was generated on 11/15/2021 1:09:26 PM



Incident Statistics

Zone(s): All Zones | Start Date: 01/01/2021 | End Date: 10/31/2021

INCIDENT COUNT			
INCIDENT TYPE		# INCIDENTS	
EMS		74	
FIRE		58	
TOTAL		132	
TOTAL TRANSPORTS (N2 and N3)			
APPARATUS	# of APPARATUS TRANSPORTS	# of PATIENT TRANSPORTS	TOTAL # of PATIENT CONTACTS
4490	0	0	1
C-60	0	0	25
TOTAL	0	0	26
PRE-INCIDENT VALUE		LOSSES	
\$212,585.00		\$202,585.00	
CO CHECKS			
424 - Carbon monoxide incident		1	
TOTAL		1	
MUTUAL AID			
Aid Type		Total	
Aid Given		45	
Aid Received		6	
OVERLAPPING CALLS			
# OVERLAPPING		% OVERLAPPING	
4		3.03	
LIGHTS AND SIREN - AVERAGE RESPONSE TIME (Dispatch to Arrival)			
Station	EMS	FIRE	
Cassie VFD-Elms Station	0:12:10	0:22:20	
AVERAGE FOR ALL CALLS		0:14:14	
LIGHTS AND SIREN - AVERAGE TURNOUT TIME (Dispatch to Enroute)			
Station	EMS	FIRE	
Cassie VFD-Elms Station	0:03:58	0:07:06	
AVERAGE FOR ALL CALLS		0:04:11	
AGENCY		AVERAGE TIME ON SCENE (MM:SS)	
Cassie VFD/ Burnet ESD 2		50:44	

Only Reviewed Incidents included. EMS for incident counts includes only 300 to 399 Incident Types. All other incident types are counted as FIRE. CO Checks only includes Incident Types: 424, 736 and 734. # Apparatus Transports = # of incidents where apparatus transported. # Patient Transports = All patients transported by EMS. # Patient Contacts = # of PCR contacted by apparatus. This report now returns both NEMESIS 2 & 3 data as appropriate. For overlapping calls that span over multiple days, total per month will not equal Total count for year.



Cassie VFD/ Burnet ESD 2

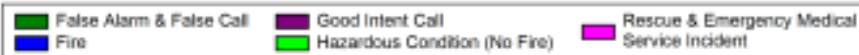
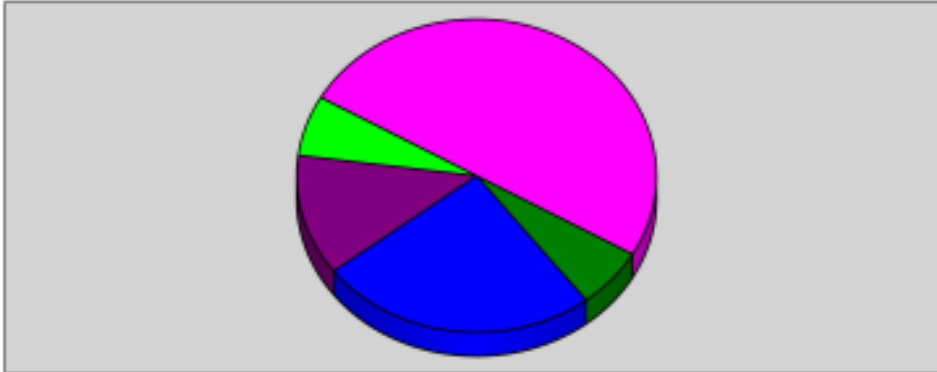
Burnet, TX

This report was generated on 11/15/2021 12:55:46 PM



Major Incident Types by Month for Date Range

Start Date: 10/01/2021 | End Date: 10/31/2021



INCIDENT TYPE	OCT	TOTAL
False Alarm & False Call	1	1
Fire	4	4
Good Intent Call	2	2
Hazardous Condition (No Fire)	1	1
Rescue & Emergency Medical Service Incident	8	8
Total	16	16

Only REVIEWED incidents included



Cassie VFD/ Burnet ESD 2

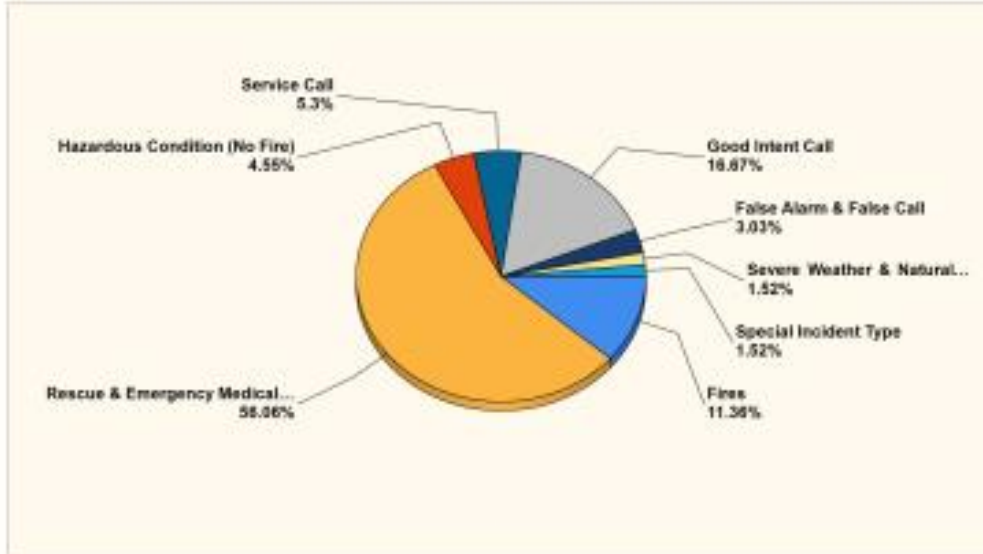
Burnet, TX

This report was generated on 11/15/2021 1:10:06 PM



Breakdown by Major Incident Types for Date Range

Zone(s): All Zones | Start Date: 01/01/2021 | End Date: 10/31/2021



MAJOR INCIDENT TYPE	# INCIDENTS	% of TOTAL
Fires	15	11.36%
Rescue & Emergency Medical Service	74	56.06%
Hazardous Condition (No Fire)	6	4.55%
Service Call	7	5.3%
Good Intent Call	22	16.67%
False Alarm & False Call	4	3.03%
Severe Weather & Natural Disaster	2	1.52%
Special Incident Type	2	1.52%
TOTAL	132	100%

Only REVIEWED and/or LOCKED IMPORTED incidents are included. Summary results for a major incident type are not displayed if the count is zero.



Detailed Breakdown by Incident Type		
INCIDENT TYPE	# INCIDENTS	% of TOTAL
111 - Building fire	3	2.27%
112 - Fires in structure other than in a building	2	1.52%
121 - Fire in mobile home used as fixed residence	1	0.76%
123 - Fire in portable building, fixed location	1	0.76%
141 - Forest, woods or wildland fire	2	1.52%
142 - Brush or brush-and-grass mature fire	3	2.27%
143 - Grass fire	3	2.27%
311 - Medical assist, assist EMS crew	2	1.52%
320 - Emergency medical service, other	1	0.76%
321 - EMS call, excluding vehicle accident with injury	52	39.39%
322 - Motor vehicle accident with injuries	5	3.79%
324 - Motor vehicle accident with no injuries	6	4.55%
342 - Search for person in water	2	1.52%
365 - Watercraft rescue	4	3.03%
381 - Rescue or EMS standby	2	1.52%
424 - Carbon monoxide incident	1	0.76%
441 - Heat from short circuit (wiring), defective/worn	1	0.76%
444 - Power line down	2	1.52%
460 - Accident, potential accident, other	2	1.52%
511 - Lock-out	1	0.76%
520 - Water problem, other	1	0.76%
522 - Water or steam leak	1	0.76%
553 - Public service	3	2.27%
571 - Cover assignment, standby, moveup	1	0.76%
611 - Dispatched & cancelled en route	16	12.12%
622 - No incident found on arrival at dispatch address	2	1.52%
631 - Authorized controlled burning	4	3.03%
733 - Smoke detector activation due to malfunction	2	1.52%
743 - Smoke detector activation, no fire - unintentional	1	0.76%
745 - Alarm system activation, no fire - unintentional	1	0.76%
812 - Flood assessment	1	0.76%
813 - Wind storm, tornado/hurricane assessment	1	0.76%
900 - Special type of incident, other	2	1.52%
TOTAL INCIDENTS:	132	100%

Only REVIEWED and/or LOCKED IMPORTED incidents are included. Summary results for a major incident type are not displayed if the count is zero.

Cassie VFD/ Burnet ESD 2

Burnet, TX

This report was generated on 11/15/2021 1:03:53 PM



Average Response Time per Station for Date Range

Start Date: 01/01/2021 | End Date: 10/31/2021



STATION	AVERAGE RESPONSE MM:SS (Dispatch to Arrived)
#1 - Cassie VFD-Elms Station	11:00

Average Response Time per Station for Date Range

Start Date: 10/01/2021 | End Date: 10/31/2021

STATION	AVERAGE RESPONSE MM:SS (Dispatch to Arrived)
#1 - Cassie VFD-Elms Station	10:28

AVERAGE RESPONSE TIME calculated from the average time difference between DISPATCH and ARRIVED times on Basic Info 4. Only REVIEWED incidents included.

Cassie VFD/ Burnet ESD 2

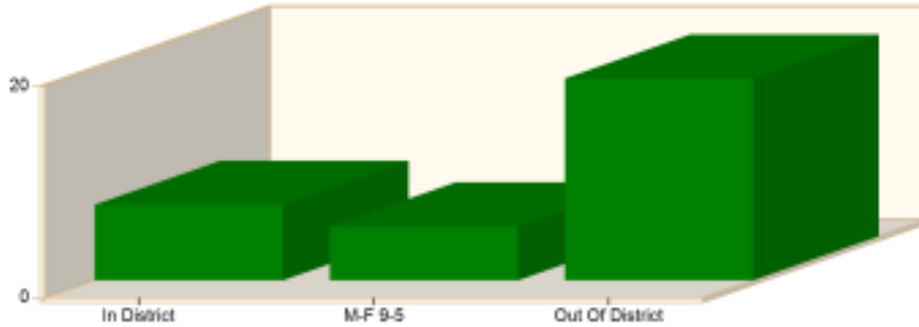
Burnet, TX

This report was generated on 11/15/2021 1:05:20 PM



Incident Average Response Time per Shift for Date Range

Start Date: 10/01/2021 | End Date: 10/31/2021



SHIFT	AVERAGE RESPONSE TIME (min) (Dispatch to Arrived)	CALLS
In District	7.10	7
M-F 9-5	5.05	4
Out Of District	19.02	3
Total Number of Calls:		14

Incident Average Response Time per Shift for Date Range

Start Date: 01/01/2021 | End Date: 10/31/2021

SHIFT	AVERAGE RESPONSE TIME (min) (Dispatch to Arrived)	CALLS
In District	8.41	54
M-F 9-5	6.05	28
Out Of District	14.52	42
Total Number of Calls:		124

Incident Average Response Time calculated from Dispatch to first arriving unit apparatus Arrived time. Only Reviewed incidents are included. Incidents that are Cancelled with no apparatus actually arriving are not part of the incident count.



Cassie VFD/ Burnet ESD 2

Burnet, TX

This report was generated on 11/15/2021 12:58:23 PM



Incidents per Zone for Date Range

Start Date: 10/01/2021 | End Date: 10/31/2021

INCIDENT NUMBER	INCIDENT TYPE	DATE	LOCATION	APPARATUS	
ZONE: 28 - OOD- Burnet VFD					
2021-2100132	611 - Dispatched & cancelled en route	10/30/2021	823 BIG VALLEY LN	C-60	
Total # Incidents for 28:					1
ZONE: 29 - OOD- Cl Burnet FD					
2021-2100129	123 - Fire in portable building, fixed location	10/28/2021	104 CENTER ST	T-40	
Total # Incidents for 29:					1
ZONE: 37 - OODOC- Llano County Buchanan Dam VFD					
2021-2100125	111 - Building fire	10/18/2021	840 Old Spanish TRL	B-50,E-21	
Total # Incidents for 37:					1
ZONE: 42 - OOD- Bertram VFD					
2021-2100119	111 - Building fire	10/13/2021	1015 County Road 303	T-40	
Total # Incidents for 42:					1
TOTAL # INCIDENTS:					16

Only REVIEWED incidents included. Archived Zones cannot be unarchived.

INCIDENT NUMBER	INCIDENT TYPE	DATE	LOCATION	APPARATUS
ZONE: 27 - OOD-ELBVFD				
2021-2100048	611 - Dispatched & cancelled en route	03/20/2021	18948 fm 2341	4450
2021-2100060	141 - Forest, woods or wildland fire	04/25/2021	4501 WOLF CREEK RANCH RD	C-60,T-40,UTV31
2021-2100102	311 - Medical assist, assist EMS crew	08/26/2021	611 SOLAR DR	B-51,C-60
2021-2100063	385 - Watercraft rescue	05/05/2021	309 LAKEWOOD DR	4490,B-50,C-60,RB-30
2021-2100103	321 - EMS call, excluding vehicle accident with injury	08/26/2021	804 cr 140	C-60
2021-2100105	321 - EMS call, excluding vehicle accident with injury	09/01/2021	106 SOLAR DR	C-60
2021-2100116	143 - Grass fire	09/23/2021	12301 FM 2341	B-51,E-21
Total # Incidents for 27:				7
ZONE: 28 - OOD- Burnet VFD				
2021-2100074	324 - Motor vehicle accident with no injuries.	06/12/2021	6600 W Sh 29	C-60
2021-2100097	324 - Motor vehicle accident with no injuries.	06/11/2021	6200 W Sh 29	C-60
2021-2100114	611 - Dispatched & cancelled en route	09/18/2021	336 HURST PLACE BLVD	B-50
2021-2100132	611 - Dispatched & cancelled en route	10/30/2021	823 BIG VALLEY LN	C-60
Total # Incidents for 28:				4
ZONE: 29 - OOD- CI Burnet FD				
2021-2100001	112 - Fires in structure other than in a building	01/04/2021	670 Park Rd 4	4440
2021-2100129	123 - Fire in portable building, fixed location	10/29/2021	104 CENTER ST	T-40
Total # Incidents for 29:				2

Only REVIEWED incidents included. Archived Zones cannot be unarchived.

INCIDENT NUMBER	INCIDENT TYPE	DATE	LOCATION	APPARATUS
ZONE: 30 - OOD- Hoover Valley VFD				
2021-2100007	441 - Heat from short circuit (wiring), defective/worn	01/16/2021	108 LOST trail	4421,4460
2021-2100015	321 - EMS call, excluding vehicle accident with injury	02/02/2021	6716 Park Rd 4	4450,4460
2021-2100016	611 - Dispatched & cancelled en route	02/02/2021	103 DOVE MEADOW DR	4450
2021-2100017	611 - Dispatched & cancelled en route	02/08/2021	107 RIVER BEND DR	4460
2021-2100026	611 - Dispatched & cancelled en route	02/21/2021	623 SENECA DR	4421,4440
2021-2100031	121 - Fire in mobile home used as fixed residence	03/03/2021	1100 NAVAJO DR	4421,4440,4460
2021-2100032	321 - EMS call, excluding vehicle accident with injury	03/05/2021	109 SENECA DR	4460
2021-2100033	381 - Rescue or EMS standby	03/05/2021	1200 NAVAJO DR	4451
2021-2100035	321 - EMS call, excluding vehicle accident with injury	03/05/2021	914 cr 118B	4450,4460
2021-2100038	611 - Dispatched & cancelled en route	03/11/2021	224 cr	4451,4460
2021-2100043	321 - EMS call, excluding vehicle accident with injury	03/15/2021	447 SHOALS PKY	4460
2021-2100044	745 - Alarm system activation, no fire - unintentional	03/15/2021	100 MARINA BLF	4421
2021-2100045	321 - EMS call, excluding vehicle accident with injury	03/15/2021	111 HILL CREST DR	4460
2021-2100054	321 - EMS call, excluding vehicle accident with injury	04/15/2021	1200 NAVAJO DR	4460
2021-2100058	142 - Brush or brush-and-grass mixture fire	04/20/2021	5403 Park Rd 4	C-60,T-40,UTV31
2021-2100059	143 - Grass fire	04/24/2021	100 COLLIER LN	T-40
2021-2100078	142 - Brush or brush-and-grass mixture fire	06/17/2021	521 ENCHANTED WAY	B-50,T-40
2021-2100093	611 - Dispatched & cancelled en route	07/27/2021	3835 FM 2342	C-60,TRLR1,UTV31
2021-2100109	322 - Motor vehicle accident with injuries	09/10/2021	3100 FM 2342	B-51,C-60,E-20

Total # incidents for 30:

19

Only REVIEWED incidents included. Archived Zones cannot be unarchived.



INCIDENT NUMBER	INCIDENT TYPE	DATE	LOCATION	APPARATUS
ZONE: 31 - OOD- Oakalla VFD				
2021-2100004	112 - Fires in structure other than in a building	01/10/2021	223 cr 218	4440,4460
Total # Incidents for 31:				1
ZONE: 34 - OOD- Granite Shoals VFD				
2021-2100055	611 - Dispatched & cancelled en route	04/17/2021	800 SCENIC LOOP	C-60,RB-30
Total # Incidents for 34:				1
ZONE: 37 - OODOC- Llano County Buchanan Dam VFD				
2021-2100014	611 - Dispatched & cancelled en route	01/30/2021	1157 OLD SPANISH TRL	4450
2021-2100075	571 - Cover assignment, standby, moveup	06/15/2021	577 ESCALAR	B-50
2021-2100078	142 - Brush or brush-and-grass mixture fire	06/15/2021	977 escalar	B-50,T-40
2021-2100079	322 - Motor vehicle accident with injuries	06/17/2021	17500 e sh 29	B-50,E-20
2021-2100098	320 - Emergency medical service, other	08/12/2021	E SH 29	B-50,C-60
2021-2100111	141 - Forest, woods or wildland fire	09/17/2021	1035 escalar	B-50,B-51,T-40
2021-2100125	111 - Building fire	10/18/2021	840 Old Spanish TRL	B-50,E-21
Total # Incidents for 37:				7
ZONE: 42 - OOD- Bertram Vfd				
2021-2100011	143 - Grass fire	01/17/2021	530 cr 326	4440,4450
2021-2100038	611 - Dispatched & cancelled en route	03/06/2021	8520 N FM 1174	4440
2021-2100119	111 - Building fire	10/13/2021	1015 County Road 303	T-40
Total # Incidents for 42:				3
ZONE: 45 - Burnet CISD				
2021-2100027	522 - Water or steam leak	02/21/2021	1000 greenmile	4451,4460
Total # Incidents for 45:				1
TOTAL # INCIDENTS:			45	

Only REVIEWED incidents included. Archived Zones cannot be unarchived.

5:52 PM
11/11/21
Cash Basis

**Cassie Volunteer Fire Department
Balance Sheet
As of October 31, 2021**

	Oct 31, 21
ASSETS	
Current Assets	
Checking/Savings	
1010 - CASSIE VFD-ESD2	37,023.54
Total Checking/Savings	37,023.54
Total Current Assets	37,023.54
Fixed Assets	
1410 - Land	13,820.69
1420 - Furniture & Fixtures	10,438.09
1430 - Vehicles & Equipment	1,060,057.47
1440 - EMS Equipment	5,037.56
1450 - Communication Equipment	103,956.55
1460 - Buildings	113,750.42
1510 - Accumulated Depreciation	-853,730.09
Total Fixed Assets	453,330.69
Other Assets	
1090 - Transfers (In/Out)	70,000.00
Total Other Assets	70,000.00
TOTAL ASSETS	560,354.23
LIABILITIES & EQUITY	
Liabilities	
Current Liabilities	
Other Current Liabilities	
2010 - Employer & Emp. Payroll Tax	1,047.20
Total Other Current Liabilities	1,047.20
Total Current Liabilities	1,047.20
Total Liabilities	1,047.20
Equity	
3010 - Unrestricted Net Assets-Ret.Ern	534,281.06
Net Income	25,025.97
Total Equity	559,307.03
TOTAL LIABILITIES & EQUITY	560,354.23

6:09 PM
 11/11/21
 Cash Basis

**Cassie Volunteer Fire Department
 Profit & Loss Budget vs. Actual
 October 2021**

	Oct 21	Budget	\$ Over Budget
Income			
4000 - Income			
4005 - ESD payments	46,456.25	185,824.75	-139,368.50
Total 4000 - Income	46,456.25	185,824.75	-139,368.50
Total Income	46,456.25	185,824.75	-139,368.50
Expense			
5000 - ADMINISTRATIVE			
5005 - Accounting	0.00	1,500.00	-1,500.00
5010 - Legal Services	0.00	100.00	-100.00
5015 - Meetings	0.00	300.00	-300.00
5020 - Office Equipment/Maint.	0.00	258.00	-258.00
5025 - Office Supplies	0.00	1,000.00	-1,000.00
5030 - Printer Supplies	0.00	300.00	-300.00
5035 - Shipping/Postage/PO Box Rental	0.00	150.00	-150.00
5040 - Subscrptn/Dues/Membrshp/RecMgmt	2,579.00	5,000.00	-2,421.00
5042 - Record Mgmt Systems-ER,PC,CAO	0.00	4,000.00	-4,000.00
5045 - Travel Allowance	0.00	100.00	-100.00
5050 - Uniforms (Caps and Shirts)	0.00	4,000.00	-4,000.00
5055 - Printing Services	0.00	100.00	-100.00
5060 - Banking/SftyDep/Bx/Ckcs/BkpdCks	20.00	100.00	-80.00
5070 - Replen Petty Cash/Toll Charges	0.00	350.00	-350.00
5076 - RECRUITMENT & RETENTION	0.00	10,200.00	-10,200.00
Total 5000 - ADMINISTRATIVE	2,599.00	27,450.00	-24,851.00
5200 - PAID POSITION			
5205 - Base Salary	4,115.38	53,500.00	-49,384.62
5215 - CVFD SS & Medicare Tax Match	314.82	4,082.75	-3,767.93
Total 5200 - PAID POSITION	4,430.20	57,582.75	-53,152.55
5300 - BUILDING AND GROUNDS			
5305 - Botanical Supplies	0.00	50.00	-50.00
5310 - Janitorial Supplies	0.00	200.00	-200.00
5320 - Repairs and Maintenance	0.00	3,000.00	-3,000.00
5325 - Furn&YardEquip Repr/RepNew	0.00	1,000.00	-1,000.00
5330 - Electrical Service	221.01	3,750.00	-3,528.99
5335 - Telephone Service	0.00	4,600.00	-4,600.00
Total 5300 - BUILDING AND GROUNDS	221.01	12,600.00	-12,378.99
5600 - COMMUNICATIONS			
5605 - Batteries, Clips, Acc.	0.00	500.00	-500.00
5615 - Non-Warranty Repair	0.00	300.00	-300.00
5620 - Digital Radio and Pagers	0.00	500.00	-500.00
Total 5600 - COMMUNICATIONS	0.00	1,300.00	-1,300.00
6000 - INSURANCE			
6005 - Building and Property	945.00	4,500.00	-3,555.00
6010 - Vehicle	2,131.00	9,600.00	-7,469.00
6015 - Personnel Coverage	9,502.00	12,240.00	-2,738.00
Total 6000 - INSURANCE	12,578.00	26,340.00	-13,762.00
7000 - OPERATIONS			
7007 - CAD-Computer Aided Dispatch	0.00	4,700.00	-4,700.00
7010 - Fuel-Vehicle and Equipment	0.00	250.00	-250.00
7012 - Fuelman-Vehicles & Equipment	1,147.46	4,530.00	-3,382.54
7015 - Equipment Maint/Repr-Vendor	0.00	500.00	-500.00
7020 - Fire Extinguisher Test/Repr	0.00	300.00	-300.00
7025 - Fire Suppressant Supplies	0.00	5,000.00	-5,000.00
7030 - First Responder Supplies	405.96	3,300.00	-2,894.04
7035 - Ladder, Pump & Hose Testing	0.00	3,000.00	-3,000.00
7040 - Minor Tools	0.00	150.00	-150.00
7045 - Veh/Epmt Lights-Decals-Safety	0.00	100.00	-100.00
7050 - Personal Protect Equip-PPE	48.65	4,000.00	-3,951.35
7055 - PPE Testing/Cleaning/Repair	0.00	500.00	-500.00

6:09 PM
 11/11/21
 Cash Basis

**Cassie Volunteer Fire Department
 Profit & Loss Budget vs. Actual
 October 2021**

	Oct 21	Budget	\$ Over Budget
7060 - Rehabilitation Supplies	0.00	500.00	-500.00
7065 - Rescue Equipment Maint/Repr	0.00	250.00	-250.00
7070 - SCBA Testing/Hydro/FaceMak/Pack	0.00	2,000.00	-2,000.00
7072 - SCBA MAINTENANCE & REPAIR	0.00	500.00	-500.00
7075 - State Veh Safety Inspe&Regist	0.00	150.00	-150.00
7080 - Vehicle Maintenance/Repair	0.00	1,500.00	-1,500.00
7085 - Vehicle Maint/Repr(Vendor)	0.00	7,000.00	-7,000.00
7090 - Equipmt Reprmt(Fire Fightng)	0.00	1,750.00	-1,750.00
7095 - Fire Fighting Equipmt - NEW	0.00	2,500.00	-2,500.00
7100 - Rescue Equipment - NEW	0.00	1,000.00	-1,000.00
7165 - Rescue Equipment - REPLMNT	0.00	200.00	-200.00
Total 7000 - OPERATIONS	1,002.07	43,680.00	-42,077.93
8000 - TRAINING			
8005 - AED, CPR, First Aid	0.00	454.00	-454.00
8020 - Training -VENDOR	0.00	8,000.00	-8,000.00
8022 - Training-Certification&Testing	0.00	1,000.00	-1,000.00
8025 - Per Diem Travel/Lodging	0.00	5,000.00	-5,000.00
8030 - Wildland	0.00	500.00	-500.00
8035 - Educational Supplies	0.00	600.00	-600.00
Total 8000 - TRAINING	0.00	15,554.00	-15,554.00
9000 - PUBLIC RELATIONS			
9005 - Educational Supplies	0.00	100.00	-100.00
9010 - Public Educatn/Relatns/Apprtn	0.00	500.00	-500.00
9015 - Shipping and Postage	0.00	100.00	-100.00
9020 - Printing	0.00	100.00	-100.00
9025 - Recognition/Thank You	0.00	500.00	-500.00
Total 9000 - PUBLIC RELATIONS	0.00	1,300.00	-1,300.00
9500 - CAPITAL EXPENDITURES			
9522 - Tires for E1-4429 (8)	0.00	5,000.00	-5,000.00
9527 - 5" LG Diameter Hose (10)	0.00	6,500.00	-6,500.00
9528 - Turbo Draft	0.00	5,000.00	-5,000.00
9529 - 5" Intake Valve (4)	0.00	5,000.00	-5,000.00
9551 - Scrape,Prep,Paint Fire Station	0.00	9,300.00	-9,300.00
9590 - SCBA's-PACKS & MASKS	0.00	125,000.00	-125,000.00
Total 9500 - CAPITAL EXPENDITURES	0.00	155,800.00	-155,800.00
Total Expense	21,430.28	341,624.75	-320,194.47
Net Income	25,025.97	-155,800.00	180,825.97

6:05 PM
 11/11/21
 Cash Basis

**Cassie Volunteer Fire Department
 Profit & Loss by Class
 October 2021**

	<u>ESD</u>	<u>FDE</u>	<u>TOTAL</u>
Income			
4000 - Income			
4005 - ESD payments	30,565.55	15,890.70	46,456.25
Total 4000 - Income	<u>30,565.55</u>	<u>15,890.70</u>	<u>46,456.25</u>
Total Income	30,565.55	15,890.70	46,456.25
Expense			
5000 - ADMINISTRATIVE			
5040 - Subscrptn/Dues/Membrshp/RecMgmt	2,579.00	0.00	2,579.00
5060 - Banking/SftyDepBox/Chks/BkgdCks	20.00	0.00	20.00
Total 5000 - ADMINISTRATIVE	<u>2,599.00</u>	<u>0.00</u>	<u>2,599.00</u>
5200 - PAID POSITION			
5205 - Base Salary	0.00	4,115.38	4,115.38
5215 - CVFD SS & Medicare Tax Match	0.00	314.82	314.82
Total 5200 - PAID POSITION	<u>0.00</u>	<u>4,430.20</u>	<u>4,430.20</u>
5300 - BUILDING AND GROUNDS			
5330 - Electrical Service	221.01	0.00	221.01
Total 5300 - BUILDING AND GROUNDS	<u>221.01</u>	<u>0.00</u>	<u>221.01</u>
6600 - INSURANCE			
6605 - Building and Property	945.00	0.00	945.00
6610 - Vehicle	2,131.00	0.00	2,131.00
6615 - Personnel Coverage	9,502.00	0.00	9,502.00
Total 6600 - INSURANCE	<u>12,578.00</u>	<u>0.00</u>	<u>12,578.00</u>
7000 - OPERATIONS			
7012 - Fuelman-Vehicles & Equipment	1,147.46	0.00	1,147.46
7030 - First Responder Supplies	405.96	0.00	405.96
7050 - Personal Protect Equip-PPE	48.65	0.00	48.65
Total 7000 - OPERATIONS	<u>1,602.07</u>	<u>0.00</u>	<u>1,602.07</u>
Total Expense	<u>17,000.08</u>	<u>4,430.20</u>	<u>21,430.28</u>
Net Income	<u>13,565.47</u>	<u>11,460.50</u>	<u>25,025.97</u>

6:02 PM

11/19/21

Accrual Basis

**Cassie Volunteer Fire Department
Profit & Loss Detail
October 2021**

Date	Name	Memo	Class	Amount
Income				
4000 - Income				
4005 - ESD payments				
10/13/2021	BCESD#2	1st quarter distribution for fire protection services covers peri...	ESD	30,565.55
10/13/2021	BCESD#2	1st quarter distribution for salary - covers period 10-1-2021 -...	FDE	15,890.70
Total 4005 - ESD payments				46,456.25
Total 4000 - Income				46,456.25
Total Income				46,456.25
Expense				
5000 - ADMINISTRATIVE				
5040 - Subscrip/Dues/Membrshp/RecMgmt				
10/15/2021	Chase Card S...	10-1-21 - Emergency Reporting - Inv#NV2107177 - reportin...	ESD	2,219.00
10/15/2021	Chase Card S...	10-1-21 - First Due - web hosting for theperiod 10-1-21 -- 10-...	ESD	360.00
Total 5040 - Subscrip/Dues/Membrshp/RecMgmt				2,579.00
5060 - Banking/CityDepBox/Chks/BkgdCks				
10/15/2021	First State Ba...	Safety Deposit Box Rental fee for period 10-15-21 -- 10-15-2...	ESD	20.00
Total 5060 - Banking/CityDepBox/Chks/BkgdCks				20.00
Total 5000 - ADMINISTRATIVE				2,599.00
5200 - PAID POSITION				
5205 - Base Salary				
10/07/2021	Derrick R Curtis	Salary-Payroll for period beginning 9-25-2021 and ending 10-...	FDE	2,057.69
10/22/2021	Derrick R Curtis	Salary - Payroll for period beginning 10-11-21 and ending 10-...	FDE	2,057.69
Total 5205 - Base Salary				4,115.38
5215 - CVFD SS & Medicare Tax Match				
10/07/2021	Derrick R Curtis	Payroll for period beginning 9-25-2021 and ending 10-8-2021	FDE	157.41
10/22/2021	Derrick R Curtis	Payroll for period beginning 10-11-21 and ending 10-22-21	FDE	157.41
Total 5215 - CVFD SS & Medicare Tax Match				314.82
Total 5200 - PAID POSITION				4,430.20
5300 - BUILDING AND GROUNDS				
5330 - Electrical Service				
10/15/2021	PEC	Acct#9000098825-monthly stmnt for period 9-21-21 - 9-20-21	ESD	221.01
Total 5330 - Electrical Service				221.01
Total 5300 - BUILDING AND GROUNDS				221.01
6000 - INSURANCE				
6005 - Building and Property				
10/15/2021	VFIS of Texas	Inv#88711- 1st quarterly installment for commercial insuranc...	ESD	945.00
Total 6005 - Building and Property				945.00
6010 - Vehicle				
10/15/2021	VFIS of Texas	Inv#88711- 1st quarterly installment for auto insurance for pe...	ESD	2,131.00
Total 6010 - Vehicle				2,131.00
6015 - Personnel Coverage				
10/15/2021	Texas Mutual ...	Quote #Q004467633 - Renewal of Workmen's Comp Insuran...	ESD	8,118.00
10/15/2021	VFIS of Texas	Inv#88600--renewal of accident and sickness insurance for p...	ESD	1,384.00
Total 6015 - Personnel Coverage				9,502.00
Total 6000 - INSURANCE				12,578.00
7000 - OPERATIONS				
7012 - Fuelman-Vehicles & Equipment				
10/07/2021	Fuelman	9-1-21 -- 4460 - 2-EMS & 1 SAR MA due to Covid for ELBVF...	ESD	52.75
10/07/2021	Fuelman	9-9-21 -- 4460 - 2 EMS and CAD meetings in Burnet	ESD	47.07
10/07/2021	Fuelman	9-18-21 -- 4460 - 2 EMS, 1 EMS MA HVVFD	ESD	55.25

6:02 PM
 11/19/21
 Accrual Basis

Cassie Volunteer Fire Department
Profit & Loss Detail
 October 2021

Date	Name	Memo	Class	Amount
10/07/2021	Fuelman	9-23-21 --4460 - 1 EMS, 1 Auto, and regular fill up	ESD	54.91
10/07/2021	Fuelman	9-30-21 --4460 - meetings with Burnet SO and regular fill up	ESD	62.90
10/07/2021	Fuelman	9-17-21 --4450 pump - Fire - MA Buchanan Dam VFD - Rpt...	ESD	11.36
10/07/2021	Fuelman	9-18-21 --4451 pump - Fire - MA Buchanan Dam VFD - Rpt...	ESD	10.18
10/07/2021	Fuelman	9-7-21 --4420 - Auto - MA HVVFD Rpt # 21-00109	ESD	34.45
10/07/2021	Fuelman	9-28-21 --4420 - regular fill up	ESD	36.63
10/07/2021	Fuelman	9-24-21 --4421 - Fire - MA ELSVFD - Rpt#21-00116	ESD	60.84
10/07/2021	Fuelman	9-14-21 --4440 - Regular fill up	ESD	36.99
10/07/2021	Fuelman	9-17-21 - 4440 - 1 Fire - MA Buchanan Dam VFD - Rpt#21-0...	ESD	13.21
10/07/2021	Fuelman	9-17-21 - 4450 - 1 Fire MA Buchanan Dam VFD - Rpt#21-00...	ESD	34.54
10/07/2021	Fuelman	9-18-21 - 4451 - 1 Fire MA Buchanan Dam VFD - Rpt#21-00...	ESD	56.81
10/07/2021	Fuelman	10-9-21--4460--1 fire and 1-EMS	ESD	60.84
10/07/2021	Fuelman	10-16-21--4460--2-EMS	ESD	52.27
10/07/2021	Fuelman	10-23-21--4460--4-EMS	ESD	58.36
10/07/2021	Fuelman	10-30-21--4460--1-Auto and 2-EMS	ESD	54.73
10/07/2021	Fuelman	10-06-21--Lawn Mower/Equipment	ESD	11.65
10/07/2021	Fuelman	10-26-21--Lawn Mower/Equipment	ESD	13.13
10/07/2021	Fuelman	10-26-21--4420--1 Auto #21-00127 and regular	ESD	47.14
10/07/2021	Fuelman	10-18-21--4421--Structure fire-MA Buchanan VFD-#21-00125	ESD	58.80
10/07/2021	Fuelman	10-26-21--4421--#21-00125 MA Buchanan VFD	ESD	51.50
10/07/2021	Fuelman	10-29-21--4421--Structure Fire Emeralds-no receipt printed	ESD	21.15
10/07/2021	Fuelman	10-13-21--4440--Structure fire MA Betram VFD	ESD	50.28
10/07/2021	Fuelman	10-29-21--4440--Structure fire Emeralds-no receipt printed	ESD	56.96
10/07/2021	Fuelman	10-19-21--UTV-4431--regular fill up	ESD	6.38
10/07/2021	Fuelman	10-26-21--4451--2-EMS and 1-Auto	ESD	36.38
Total 7012 - Fuelman-Vehicles & Equipment				1,147.46
7030 - First Responder Supplies				
10/15/2021	Bound Tree M...	Inv#84223149 - 1 box of 48 packets of nitro-bid paste--did no...	ESD	267.99
10/15/2021	Bound Tree M...	Inv#84240461 - 3- epi kits incl 1 cc syringe w/25gs x 1 in needle	ESD	137.97
Total 7030 - First Responder Supplies				405.96
7650 - Personal Protect Equip-PPE				
10/07/2021	Municipal Em...	Inv#N1632524-for shipping charges not on original SO#148...	ESD	48.65
Total 7050 - Personal Protect Equip-PPE				48.65
Total 7000 - OPERATIONS				1,602.07
Total Expense				21,430.28
Net Income				25,025.97

5 Yr Plan

	A	B	C	D	E	F	G
		YEAR 1 2020-2021	YEAR 2 2021 - 2022	YEAR 3 2022 - 2023	YEAR 4 2023 - 2024	YEAR 5 2024 - 2025	Notes
1	CAPITALIZED ITEMS						
2	AED'S-2--replace date (purchased 1/4/20)						
3	Riding Mower-commercial grade						
4	Replace SCBA packs & masks		\$125,000.00				
5	Ice Maker (purchased 11-2019)						
6	New Building or Add to Existing for additional vehicles & storage					\$500,000.00	
7	New Brush Truck (1)*			\$250,000.00			
8	Motorola Minitor VI pagers x 19						
9	Ground Monitors						
10	5" LDH (1)		\$5,200.00				
11	Turbo Draft (1)		\$5,000.00				
12	5" Intake Valve(1)		\$2,500.00				
13	Drop Tank						
14	Tires-6 for T1 - #4440						
15	Laptop or Computer replace existing						
16	Tires-6 for E1-4420		\$5,000.00				
17	Tires-6 for E2 4421					\$5,000.00	
18	Update HVAC system for existing station	\$15,000.00					
19	Flagpole						
20	Fire Monitor-Nozzle for T1-#4440						
21	Thermal Imaging Unit						
22	UTV with pump, tank and trailer	\$32,000.00					
23	4 sets of Bunker gear					\$8,000.00	
24	Airbags					\$15,000.00	
25	TOTALS FOR CAPITAL EXPENDITURES BY YEAR	\$47,000.00	\$142,700.00	\$250,000.00	\$0.00	\$528,000.00	
26	ORIGINAL CAPITAL EXPENDITURE APP'D AMT						
27	(1) Have submitted a grant						
28	(1) * TFS grant submitted for 90/10 218K						

4:12 PM
11/07/21
Accrual Basis

**Burnet Cty. ESD#2 Sales Tax
Balance Sheet
As of October 31, 2021**

	<u>Oct 31, 21</u>
ASSETS	
Current Assets	
Checking/Savings	
FSB of Burnet - Sales Tax	25,545.31
Total Checking/Savings	<u>25,545.31</u>
Total Current Assets	<u>25,545.31</u>
TOTAL ASSETS	<u>25,545.31</u>
LIABILITIES & EQUITY	
Equity	
Opening Balance Equity	2,500.00
Net Income	23,045.31
Total Equity	<u>25,545.31</u>
TOTAL LIABILITIES & EQUITY	<u>25,545.31</u>

4:20 PM
 11/07/21
 Accrual Basis

**Burnet Cty. ESD#2 Sales Tax
 Profit & Loss Detail
 October 2021**

Type	Date	Name	Memo	Amount
Income				
Interest Income				
Deposit	10/31/2021		Interest	0.75
Total Interest Income				0.75
Sales Tax Revenue				
Deposit	10/08/2021	Texas State Compr...	Direct Deposit: Fiscal Invo...	6,284.02
Total Sales Tax Revenue				6,284.02
Total Income				6,284.77
Expense				
Sales Tax Election Expenses				
Check	10/29/2021	Burnet County ESD --	Cassie VFD Materials for ...	1,015.77
Check	10/29/2021	Burnet County ESD --	Highland Lakes Newspaper	816.00
Check	10/29/2021	Burnet County ESD --	Burnet County Elections A...	1,000.00
Check	10/29/2021	Burnet County ESD --	Start up to set up sales ta...	2,500.00
Check	10/29/2021	void	Voided check for incorrect...	0.00
Total Sales Tax Election Expenses				5,331.77
Total Expense				5,331.77
Net Income				953.00

3:26 PM
11/07/21
Cash Basis

Burnet County Emergency Services District #2
Balance Sheet
As of October 31, 2021

	<u>Oct 31, 21</u>
ASSETS	
Current Assets	
Checking/Savings	
Certificate of Deposit 33086	156,804.97
First State Bank of Burnet	<u>103,204.12</u>
Total Checking/Savings	<u>260,009.09</u>
Total Current Assets	<u>260,009.09</u>
TOTAL ASSETS	<u>260,009.09</u>
LIABILITIES & EQUITY	
Equity	
Unrestricted Net Assets	297,942.61
Net Income	<u>-37,933.52</u>
Total Equity	<u>260,009.09</u>
TOTAL LIABILITIES & EQUITY	<u>260,009.09</u>

3:44 PM
 11/07/21
 Cash Basis

Burnet County Emergency Services District #2
Profit & Loss Budget vs. Actual
 October 2021

	Oct 21	Budget	\$ Over Budget
Income			
Cash Reserves	0.00	50,000.00	-50,000.00
Government Contracts			
Local Government Contracts	10,478.79	275,208.00	-264,729.21
Government Contracts - Other	0.00	0.00	0.00
Total Government Contracts	10,478.79	275,208.00	-264,729.21
Interest Earned	2.94	90.00	-87.06
Investments			
Interest-Savings, Short-term CD	0.00	800.00	-800.00
Total Investments	0.00	800.00	-800.00
Refund	0.00	170.00	-170.00
Reimburse Expenses	0.00	8,560.00	-8,560.00
Total Income	10,481.73	334,828.00	-324,346.27
Expense			
Contract Services			
Accounting Fees	125.00	7,200.00	-7,075.00
Cassie Volunteer Fire Dept	46,456.25	185,825.00	-139,368.75
CVFD-Capital Expenditures	0.00	114,175.00	-114,175.00
Insurance-Liability & D.O.	1,510.00	1,572.00	-62.00
Insurance-Workers Compensation	324.00	358.00	-34.00
Legal Fees	0.00	2,500.00	-2,500.00
Outside Contract Services	0.00	4,256.00	-4,256.00
Total Contract Services	48,415.25	315,886.00	-267,470.75
Operations			
Meeting space fees	0.00	600.00	-600.00
Newspaper Advertisement	0.00	100.00	-100.00
Postage, Mail Service	0.00	244.00	-244.00
Total Operations	0.00	944.00	-944.00
Other Types of Expenses			
Memberships and Dues	0.00	275.00	-275.00
Other Costs	0.00	1,000.00	-1,000.00
Total Other Types of Expenses	0.00	1,275.00	-1,275.00
Travel and Meetings			
Conference, Convention, Meeting	0.00	5,000.00	-5,000.00
Travel	0.00	600.00	-600.00
Total Travel and Meetings	0.00	5,600.00	-5,600.00
Total Expense	48,415.25	323,705.00	-275,289.75
Net Income	-37,933.52	11,123.00	-49,056.52

3:29 PM
11/07/21
Cash Basis

Burnet County Emergency Services District #2
Profit & Loss
October 2021

	<u>Oct 21</u>
Income	
Government Contracts	
Local Government Contracts	<u>10,478.79</u>
Total Government Contracts	10,478.79
Interest Earned	<u>2.94</u>
Total Income	10,481.73
Expense	
Contract Services	
Accounting Fees	125.00
Cassie Volunteer Fire Dept	46,456.25
Insurance-Liability & D.O.	1,510.00
Insurance-Workers Compensation	<u>324.00</u>
Total Contract Services	48,415.25
Total Expense	<u>48,415.25</u>
Net Income	<u><u>-37,933.52</u></u>