



BURNET COUNTY EMERGENCY SERVICES DISTRICT NO. 2
P.O. Box 249
Buchanan Dam, Texas 78609-0249

Minutes (Official) – February 16, 2023

1. (AI)¹ Call meeting to order

(AD)²At 10:01 a.m., February 16, 2023, the Regular Meeting for the Board of Emergency Service Commissioners of Burnet County Emergency Services District No. 2 was called to order by President Richard Bremer at the Cassie Volunteer Fire Department, 3900 RR 690, Burnet, Texas 78611. Notice of this meeting (Enclosure 1) had been previously posted at the Burnet County Courthouse and the Cassie VFD website (www.cassievfd.com), in compliance with the provisions of Chapter 551, Texas Government Code.

2. (AI) Establish a quorum

(AD) Board member in attendance were:

Richard Bremer

Robbie Cheatham

Jodeen Lee

John Call

Sharon Barclay



Commissioner Bremer confirmed a quorum was present.

3. (AI) Pledge of Allegiance

(AD) The quorum having been established, the Pledge of Allegiance to the United States was rendered with appropriate honors.

4. (AI) Invocation

(AD) The Invocation was offered by Commissioner Bremer.

¹ AI – Agenda Item

² AD – Action and/or Discussion by BCESD-2 Commissioners

5. (AI) Welcome guests

(AD) Commissioner Bremer welcomed to the meeting:

CVFD Chief Derrick Curtis

Mrs. Laura Schneider, CVFD

Commissioner Jim Luther

6. (AI) Comments from the Board and Public not scheduled on the agenda may speak, however no action can be taken on these items and the Board will not debate the comments at this meeting. Comments regarding specific agenda items should occur when the item is called. There is a 2-minute speaking limit.

(AD) Commissioner Bremer opened the floor for comments.

Commissioner Luther stated that there would be a BOPATE Collection on April 29, 2023 at Marble Falls High School. There would also be a Hazardous Waste Collection to be scheduled in the fall; details are pending.

7. (AI) Accept minutes from the January 19, 2023 meeting

(AD) Commissioner Bremer called for corrections to the January 19, 2023 Meeting Minutes; with no additional changes the Minutes were accepted as presented.

8. (AI) ESD #2 Treasurer Report

(AD) Commissioner Lee gave the ESD Treasurer's Report for January 2023.

Balances – Checking: \$241,266.28

CD: \$157,491.81

Total Assets: \$398,758.09

Income: \$130,002.24

Expenses: \$56,853.73

Net: \$73,148.51 (Enclosure 2)

Report for Sales Tax January 2023

Balance: \$129,115.89

Income: \$8195.66

Expenses: 0 (Enclosure 3)

Commissioner Bremer called for questions or comments for the Treasurer's Report; with no further questions, the report was accepted as presented.

9. (AI) Discussion and/or action regarding the disbursement of funds

(AD) Commissioner Bremer asked for any anticipated items regarding upcoming expenses. Commissioner Lee reported that anticipated expenses included Burnet Central Appraisal District, reimbursement to CVFD for the survey, and HdL (statement not received to date).

10. (AI) Discussion and/or action concerning the investment of excess funds from the Regular Account for future capital expenditures. Update on investments with Edward Jones from Sales Tax Account.

(AD) Commissioner Bremer reported that Edward Jones will be unable to open an account with the ESD as voted on in the January 2023 meeting. This is due to a restriction on Edward Jones with governmental accounts that their local office was unaware of.

Commissioner Lee stated that she would begin researching other investment opportunities for the ESD.

11. (AI) Discussion and/or action concerning stating that the Board understands that the Sales Tax Account and the Capital Reserve item in the budget are designed for Capital Expense.

(AD) Commissioner Bremer brought forth discussion regarding the Boards understanding of the use of Sales Tax income and Capital Reserves. In the past there had been general discussion related to the use of these funds for Capital Expense. There was much discussion and by consensus it was agreed upon to utilize the funds received in Sales Tax and those allocated in the Capital Reserves for Capital Expenditures.

12. (AI) Report from the Cassie Volunteer Fire Department.

A. Report of VFD

- 1. Number of calls.**
- 2. Training, etc.**
- 3. Other department activity or concerns.**

B. Cassie VFD Financial Report

C. Discussion and/or approval of Capital Expenditures for Cassie VFD, if applicable

(AD) A. Chief Curtis gave the report for CVFD activity for the month of January. CVFD responded to 13 calls –7 EMS/6 Fire. Mutual Aid –5 given, 0 received. There were no overlapping calls. Average response time for January was 4.34; In-District calls 5.07,

M-F 1.19, Out-of-District is 4.28. Average personnel per call for January was 4.6. (Enclosure 4)

Chief Curtis reported that a Monthly Training was cancelled due to weather conditions (ice). He also stated that CVFD had applied with other County agencies for a FEMA grant for the purchase of radios.

B. Mrs. Schneider gave the CVFD Treasurers Report for January 2023. There was a balance of \$53,558.71 in checking. Expenses for January were \$10,975.01. (Enclosure 5).

Mrs. Schneider reported on the CVFD Account – current balance is \$99,156.12, which included several donations. (Enclosure 6).

C. No new items.

13. (AI) Report from the Joint Task Force concerning the 5-year plan.

(AD) Commissioner Bremer reported that there had been no meetings in January.

14. (AI) Update on the Request for Qualifications (RFQ) for Architectural / Engineering Services for the new apparatus bay building

(AD) Chief Curtis reported that one package has been received to date. Also, that he was meeting with a Well Service and a Septic Service for consideration of including these items in the building plan.

15. (AI) Discussion and/or action concerning giving approval for the expenditure of funds from the Sales Tax Account

(AD) Commissioner Bremer asked if there was any upcoming expenditure of funds from the Sales Tax Account; Commissioner Barclay stated that only the renewal fee with HdL was anticipated.

16. (AI) Administrative update of the Sales Tax Program for ESD #2 including update on reports from HdL.

(AD) Commissioner Barclay presented information obtained by HdL on Sales Tax statistics. Commissioner Barclay reported that February Sales Tax Income was \$9980; this reflected a 13.6% increase from February 2022. The major Sales Tax contributors remain in the Retail Trade sector however, there are companies that were contacted by the ESD using data from HdL that are now being reflected in the Top 5. (Enclosure 7)

17. (AI) Comments concerning the SAFE-D Conference is February 2-4, 2023, at the Kalahari Convention Center in Round Rock. Jodeen Lee and Robbie Cheatham attended.

(AD) Commissioner Lee reported on the SAFE-D Conference; she stated that she had several great contacts with vendors and learned a significant amount of information. She stated that next year's conference will be in Irving, February 22-24, 2024.

Commissioner Cheatham reported that she was unable to attend due to weather concerns.

18. (AI) Calendar of events for March 2023.

A. Approve Capital Expenditures, if applicable.

B. NOTE: To be completed by June 15, 2023 – Cybersecurity Training;

<https://dircommunity.force.com/securitytrainingverification/s/cybersecuritytrainingcertification>. When completed, send a copy of certification to me and to Sharon.

(AD) Commissioner Bremer reported upcoming Agenda Items for the March 2023 meeting and made the reminder to complete Cybersecurity Training. Commissioner Barclay asked to include the discussion on purchasing computers for the Commissioners official use.

19. (AI) Next meeting, at 10:00 AM on Thursday, March 16, 2023, at the Cassie VFD Station

(AD) Commissioner Bremer announced that the next meeting will be on Thursday, March 16, 2023, at 10:00 a.m. at the Cassie Volunteer Fire Department.

20. (AI) Adjourn

(AD) With no additional business, the Burnet County Emergency Services District No. 2 February 16, 2023 Meeting was adjourned at 10:43 a.m.

Sharon K. Barclay

Sharon K. Barclay
Secretary
Emergency Services District No. 2
Burnet County
February 16, 2023

Richard Bremer
President
Emergency Services District No. 2
Burnet County
February 16, 2023



BURNET COUNTY EMERGENCY SERVICES DISTRICT #2
P. O. BOX 249
BUCHANAN DAM, TEXAS 78609-0249
NOTICE OF REGULAR MEETING

In compliance with the provisions of Chapter 551, Texas Government Code, notice is hereby given of a Regular Meeting of the Board of Emergency Services Commissioners of Burnet County Emergency Services District #2, to be held on Thursday, February 16, 2023, at 10:00 a.m. at the Cassie VFD Station located at 3900 RR 690, Burnet, Texas, 78611. This agenda is posted in the Burnet County Courthouse and on the cassievfd.com website.

The following agenda items will be discussed, considered and action taken as appropriate:
AGENDA

1. Call meeting to order. (Bremer)
2. Establish a quorum. (Bremer)
3. Pledge of Allegiance. (Bremer)
4. Invocation. (Bremer)
5. Welcome guests. (Bremer)
6. Comments from the Board and Public not scheduled on the agenda may speak, however no action can be taken on these items and the Board will not debate the comments at this meeting. Comments regarding specific agenda items should occur when the item is called. There is a 2-minute speaking limit.
7. Accept minutes from the January 19, 2023, meeting. (Bremer)
8. ESD #2 Treasurer Report. (Lee)
9. Discussion and/or action regarding the disbursement of funds. (Lee)
10. Discussion and/or action concerning the investment of excess funds from the Regular Account for future capital expenditures. Update on investments with Edward Jones from Sales Tax Account. (Bremer)
11. Discussion and/or action concerning stating that the Board understands that the Sales Tax Account and the Capital Reserve item in the budget are designed for Capital Expense.



BURNET COUNTY EMERGENCY SERVICES DISTRICT #2
P. O. BOX 249
BUCHANAN DAM, TEXAS 78609-0249

12. Report from the Cassie Volunteer Fire Department.
 - A. Report of VFD Chief Curtis
 1. Number of calls.
 2. Training, etc.
 3. Other department activity or concerns.
 - B. Cassie VFD Financial Report (L. Schneider)
 - C. Discussion and/or approval of Capital Expenditures for Cassie VFD, if applicable. (Curtis)
13. Report from the Joint Task Force concerning the 5-year plan. (Bremer/Curtis)
14. Update on the Request for Qualifications (RFQ) for Architectural / Engineering Services for the new apparatus bay building. (Bremer/Curtis)
15. Discussion and/or action concerning giving approval for the expenditure of funds from the Sales Tax Account. (Bremer)
16. Administrative update of the Sales Tax Program for ESD #2 including update on reports from Hdl. (Barclay)
17. Comments concerning the SAFE-D Conference is February 2-4, 2023, at the Kalahari Convention Center in Round Rock. Jodeen Lee and Robbie Cheatham attended.
18. Calendar of events for March 2023. (Bremer)
 - A. Approve Capital Expenditures, if applicable.
 - B. NOTE: To be completed by June 15, 2023 – Cybersecurity Training; <https://dircommunity.force.com/securitytrainingverification/s/cybersecuritytrainingcertification>. When completed, send a copy of certification to me and to Sharon.
19. Next meeting, at 10:00 AM on Thursday, March 16, 2023, at the Cassie VFD Station.
20. Adjourn

Richard Bremer, President

Enclosure 2

12:05 PM
02/08/23
Cash Basis

Burnet County Emergency Services District #2
Balance Sheet
As of January 31, 2023

	<u>Jan 31, 23</u>
ASSETS	
Current Assets	
Checking/Savings	
Certificate of Deposit 33086	157,491.81
First State Bank of Burnet	241,266.28
Total Checking/Savings	<u>398,758.09</u>
Total Current Assets	<u>398,758.09</u>
TOTAL ASSETS	<u>398,758.09</u>
LIABILITIES & EQUITY	
Equity	
Unrestricted Net Assets	279,317.93
Net Income	119,440.16
Total Equity	<u>398,758.09</u>
TOTAL LIABILITIES & EQUITY	<u>398,758.09</u>

Burnet County Emergency Services District #2
Profit & Loss Budget vs. Actual
October 2022 through January 2023

	Oct '22 - Jan 23	Budget	\$ Over Budget
Income			
Government Contracts			
Local Government Contracts	242,307.54	359,410.00	-117,102.46
Total Government Contracts	242,307.54	359,410.00	-117,102.46
Interest Earned	16.44	90.00	-73.56
Investments			
Interest-Savings, Short-term CD	137.31	800.00	-662.69
Total Investments	137.31	800.00	-662.69
Refund	0.00	170.00	-170.00
Total Income	242,461.29	360,470.00	-118,008.71
Expense			
Capital Reserve	0.00	105,015.00	-105,015.00
Contract Services			
Accounting Fees	7,700.00	7,700.00	0.00
Cassie Volunteer Fire Dept	112,750.50	225,501.00	-112,750.50
Insurance-Liability & D.O.	0.00	1,730.00	-1,730.00
Insurance-Workers Compensation	319.00	395.00	-76.00
Legal Fees	19.43	2,500.00	-2,480.57
Outside Contract Services			
Burnet Co. Appraisal Dist.			
Tax Collection Legal Fees	22.66		
Taxes Refunded-Property Owners	166.31		
Burnet Co. Appraisal Dist. - Other	1,329.09	4,810.00	-3,480.91
Total Burnet Co. Appraisal Dist.	1,518.06	4,810.00	-3,291.94
Total Outside Contract Services	1,518.06	4,810.00	-3,291.94
Total Contract Services	122,306.99	242,636.00	-120,329.01
Operations			
Meeting space fees	0.00	600.00	-600.00
Newspaper Advertisement	0.00	100.00	-100.00
Postage, Mail Service	0.00	244.00	-244.00
Supplies	54.54		
Total Operations	54.54	944.00	-889.46
Other Types of Expenses			
Memberships and Dues	0.00	275.00	-275.00
Other Costs	0.00	6,000.00	-6,000.00
Total Other Types of Expenses	0.00	6,275.00	-6,275.00
Travel and Meetings			
Conference, Convention, Meeting	590.00	5,000.00	-4,410.00
Travel	69.60	600.00	-530.40
Total Travel and Meetings	659.60	5,600.00	-4,940.40
Total Expense	123,021.13	360,470.00	-237,448.87
Net Income	119,440.16	0.00	119,440.16

12:08 PM
 02/08/23
 Cash Basis

Burnet County Emergency Services District #2
Profit & Loss Detail
 January 2023

Type	Date	Num	Name	Memo	Paid Amount
Income					
Government Contracts					
Local Government Contracts					
Deposit	01/06/2023	auto	Burnet County Appraisal Dist.	12/16/22 - 12/31/22	63,998.53
Deposit	01/19/2023	auto	Burnet County Appraisal Dist.	1/1/23- 1/15/23	65,994.45
Total Local Government Contracts					129,992.98
Total Government Contracts					129,992.98
Interest Earned					
Deposit	01/31/2023			Interest	9.26
Total Interest Earned					9.26
Total Income					130,002.24
Expense					
Contract Services					
Cassie Volunteer Fire Dept					
Check	01/01/2023	1498	Cassie VFD	2nd qtr payment	56,375.25
Total Cassie Volunteer Fire Dept					56,375.25
Insurance-Workers Compensation					
Check	01/10/2023	1488	Texas Mutual Ins. Company	Workers Comp Ins 2022/2023	319.00
Total Insurance-Workers Compensation					319.00
Outside Contract Services					
Burnet Co. Appraisal Dist.					
Tax Collection Legal Fees					
Deposit	01/06/2023	auto	Burnet County Appraisal Dist.	12/16/22 - 12/31/22	7.56
Total Tax Collection Legal Fees					7.56
Taxes Refunded-Property Owners					
Deposit	01/06/2023	auto	Burnet County Appraisal Dist.	12/16/22 - 12/31/22	151.92
Total Taxes Refunded-Property Owners					151.92
Total Burnet Co. Appraisal Dist.					159.48
Total Outside Contract Services					159.48
Total Contract Services					56,853.73
Total Expense					56,853.73
Net Income					73,148.51

12:20 PM
02/08/23
Cash Basis

**Burnet Cty. ESD#2 Sales Tax
Balance Sheet
As of January 31, 2023**

	Jan 31, 23
ASSETS	
Current Assets	
Checking/Savings	
FSB of Burnet - Sales Tax	129,115.89
Total Checking/Savings	129,115.89
Total Current Assets	129,115.89
TOTAL ASSETS	129,115.89
LIABILITIES & EQUITY	
Equity	
Opening Balance Equity	2,500.00
Unrestricted Net Assets	93,336.25
Net Income	33,279.64
Total Equity	129,115.89
TOTAL LIABILITIES & EQUITY	129,115.89

12:22 PM
02/08/23
Cash Basis

**Burnet Cty. ESD#2 Sales Tax
Profit & Loss Detail
January 2023**

Type	Date	Num	Name	Memo	Paid Amount
Income					
Interest Income					
Deposit	01/31/2023			Interest	5.44
Total Interest Income					5.44
Sales Tax Revenue					
Deposit	01/13/2023	auto	Texas State Comptroller	1/1/23	8,190.22
Total Sales Tax Revenue					8,190.22
Total Income					8,195.66
Expense					
Net Income					8,195.66

Cassie VFD/ Burnet ESD 2

Burnet, TX

This report was generated on 2/13/2023 9:42:22 AM



Incident Statistics

Zone(s): All Zones | Start Date: 01/01/2023 | End Date: 01/31/2023

INCIDENT COUNT			
INCIDENT TYPE		# INCIDENTS	
EMS		7	
FIRE		6	
TOTAL		13	
TOTAL TRANSPORTS (N2 and N3)			
APPARATUS	# of APPARATUS TRANSPORTS	# of PATIENT TRANSPORTS	TOTAL # of PATIENT CONTACTS
C-60	0	0	2
TOTAL	0	0	2
PRE-INCIDENT VALUE		LOSSES	
\$0.00		\$0.00	
CO CHECKS			
TOTAL			
MUTUAL AID			
Aid Type		Total	
Aid Given		5	
OVERLAPPING CALLS			
# OVERLAPPING		% OVERLAPPING	
0		0	
LIGHTS AND SIREN - AVERAGE RESPONSE TIME (Dispatch to Arrival)			
Station	EMS	FIRE	
Cassie VFD-Elms Station	0:04:25	0:08:10	
AVERAGE FOR ALL CALLS		0:05:56	
LIGHTS AND SIREN - AVERAGE TURNOUT TIME (Dispatch to Enroute)			
Station	EMS	FIRE	
Cassie VFD-Elms Station	0:00:19	0:01:17	
AVERAGE FOR ALL CALLS		0:00:54	
AGENCY		AVERAGE TIME ON SCENE (MM:SS)	
Cassie VFD/ Burnet ESD 2		21:35	

Only Reviewed Incidents included. EMS for Incident counts includes only 300 to 399 Incident Types. All other incident types are counted as FIRE. CO Checks only includes Incident Types: 424, 736 and 734. # Apparatus Transports = # of incidents where apparatus transported. # Patient Transports = All patients transported by EMS. # Patient Contacts = # of PCR contacted by apparatus. This report now returns both NEMSIS 2 & 3 data as appropriate. For overlapping calls that span over multiple days, total per month will not equal Total count for year.



Cassie VFD/ Burnet ESD 2

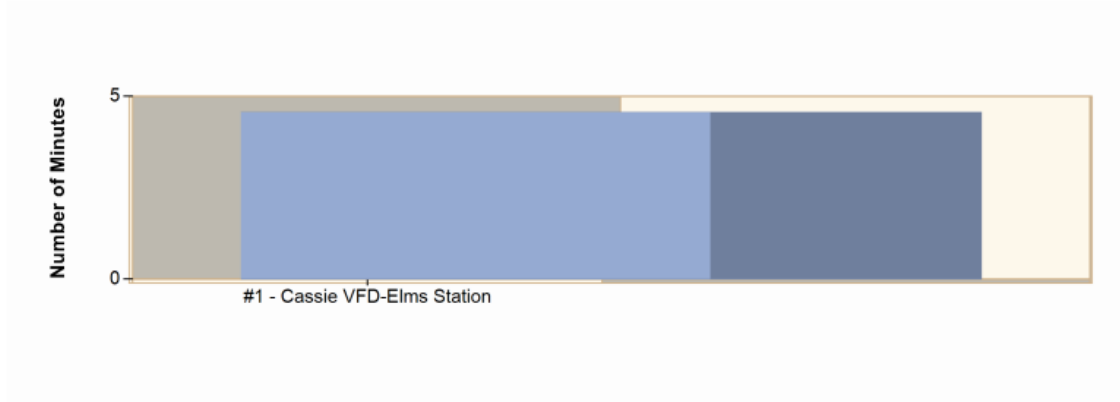
Burnet, TX

This report was generated on 2/13/2023 9:43:00 AM



Average Response Time per Station for Date Range

Start Date: 01/01/2023 | End Date: 01/31/2023



STATION	AVERAGE RESPONSE MM:SS (Dispatch to Arrived)
#1 - Cassie VFD-Elms Station	4:34

AVERAGE RESPONSE TIME calculated from the average time difference between DISPATCH and ARRIVED times on Basic Info 4. Only REVIEWED incidents included.



emergencyreporting.com
Doc Id: 56
Page # 1 of 1

Cassie VFD/ Burnet ESD 2

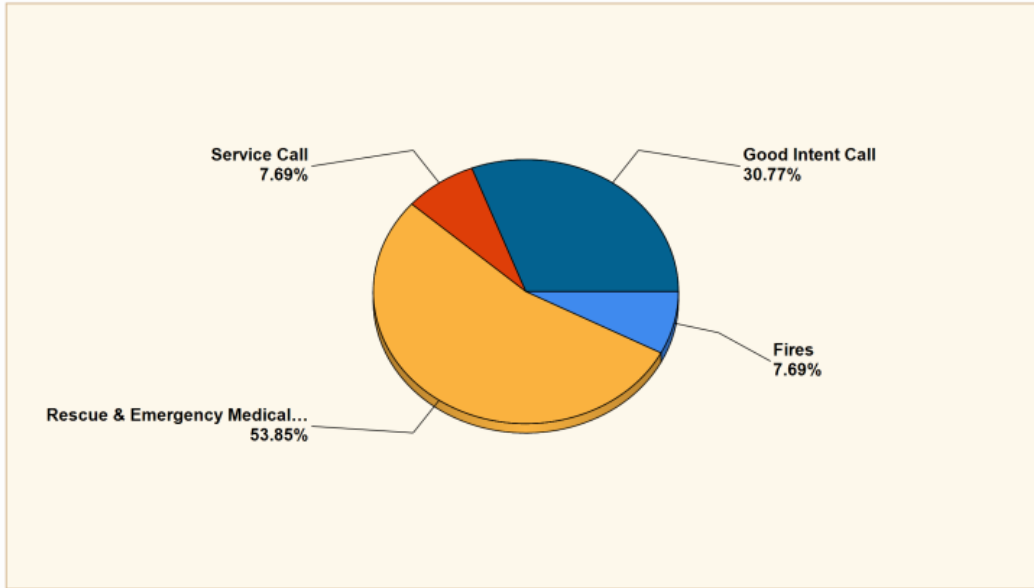
Burnet, TX

This report was generated on 2/13/2023 9:43:19 AM



Breakdown by Major Incident Types for Date Range

Zone(s): All Zones | Start Date: 01/01/2023 | End Date: 01/31/2023



MAJOR INCIDENT TYPE	# INCIDENTS	% of TOTAL
Fires	1	7.69%
Rescue & Emergency Medical Service	7	53.85%
Service Call	1	7.69%
Good Intent Call	4	30.77%
TOTAL	13	100%

Only REVIEWED and/or LOCKED IMPORTED incidents are included. Summary results for a major incident type are not displayed if the count is zero.



Detailed Breakdown by Incident Type		
INCIDENT TYPE	# INCIDENTS	% of TOTAL
143 - Grass fire	1	7.69%
311 - Medical assist, assist EMS crew	3	23.08%
321 - EMS call, excluding vehicle accident with injury	4	30.77%
551 - Assist police or other governmental agency	1	7.69%
611 - Dispatched & cancelled en route	4	30.77%
TOTAL INCIDENTS:	13	100%

Only REVIEWED and/or LOCKED IMPORTED incidents are included. Summary results for a major incident type are not displayed if the count is zero.

Cassie VFD/ Burnet ESD 2

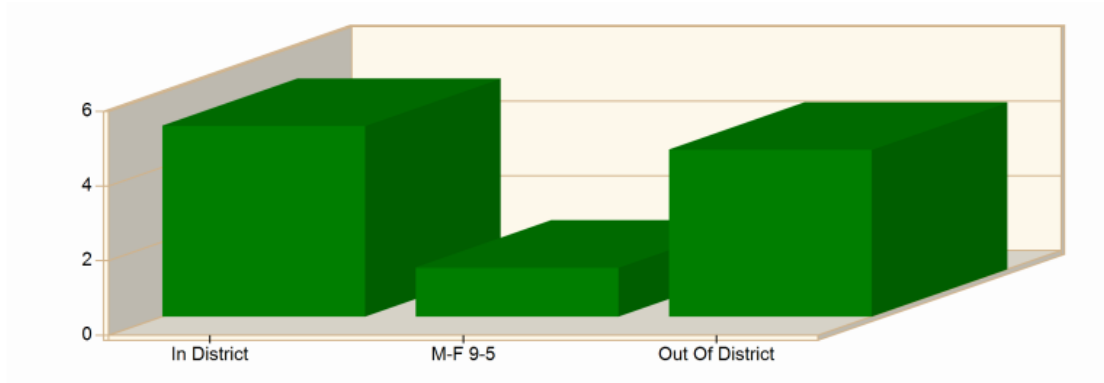
Burnet, TX

This report was generated on 2/13/2023 9:43:57 AM



Incident Average Response Time per Shift for Date Range

Start Date: 01/01/2023 | End Date: 01/31/2023



SHIFT	AVERAGE RESPONSE TIME (min) (Dispatch to Arrived)	CALLS
In District	5:07	6
M-F 9-5	1:19	2
Out Of District	4:28	4
Total Number of Calls:		12

Incident Average Response Time calculated from Dispatch to first arriving unit apparatus Arrived time. Only Reviewed incidents are included. Incidents that are Cancelled with no apparatus actually arriving are not part of the incident count.



Cassie VFD/ Burnet ESD 2

Burnet, TX

This report was generated on 2/13/2023 9:44:18 AM



Personnel Count per Incident for Date Range

Start Date: 01/01/2023 | End Date: 01/31/2023

INCIDENT				NUMBER OF PEOPLE		
NUMBER	DATE	INCIDENT TYPE	FDID	ON APPARATUS	NOT ON APPARATUS	TOTAL
2023-2300001	1/4/2023 13:34:22	611 - Dispatched & cancelled en route	BP208	5	3	8
2023-2300002	1/12/2023 08:56:50	611 - Dispatched & cancelled en route	BP208	2	0	2
2023-2300003	1/13/2023 13:22:25	321 - EMS call, excluding vehicle accident with injury	BP208	3	0	3
2023-2300004	1/14/2023 23:22:12	311 - Medical assist, assist EMS crew	BP208	3	0	3
2023-2300005	1/19/2023 04:04:40	311 - Medical assist, assist EMS crew	BP208	4	2	6
2023-2300006	1/19/2023 18:31:54	611 - Dispatched & cancelled en route	BP208	1	4	5
2023-2300007	1/20/2023 13:33:00	551 - Assist police or other governmental agency	BP208	1	0	1
2023-2300008	1/23/2023 17:46:14	321 - EMS call, excluding vehicle accident with injury	BP208	7	0	7
2023-2300009	1/23/2023 23:30:08	311 - Medical assist, assist EMS crew	BP208	2	0	2
2023-2300010	1/24/2023 18:14:17	143 - Grass fire	BP208	7	2	9
2023-2300011	1/25/2023 10:26:36	321 - EMS call, excluding vehicle accident with injury	BP208	4	0	4
2023-2300012	1/28/2023 12:08:28	321 - EMS call, excluding vehicle accident with injury	BP208	2	0	2
2023-2300013	1/31/2023 19:35:02	611 - Dispatched & cancelled en route	BP208	2	6	8

TOTAL # OF INCIDENTS: 13

AVERAGES:

3.3

1.3

4.6

Only REVIEWED incidents included

 **EMERGENCY REPORTING**
 emergencyreporting.com
 Doc Id: 358
 Page # 1 of 1

Cassie VFD/ Burnet ESD 2

Burnet, TX

This report was generated on 2/13/2023 9:44:37 AM



Incidents per Zone for Date Range

Start Date: 01/01/2023 | End Date: 01/31/2023

INCIDENT NUMBER	INCIDENT TYPE	DATE	LOCATION	APPARATUS
ZONE: 01 - Cassie				
2023-2300003	321 - EMS call, excluding vehicle accident with injury	01/13/2023	105 Bronco DR	B-51,C-60
2023-2300004	311 - Medical assist, assist EMS crew	01/14/2023	114 S Chaparral	B-51,C-60
2023-2300005	311 - Medical assist, assist EMS crew	01/19/2023	718 SOUTH CHAPARRAL	4490,C-60
2023-2300009	311 - Medical assist, assist EMS crew	01/23/2023	718 S Chaparral	B-51,C-60
2023-2300011	321 - EMS call, excluding vehicle accident with injury	01/25/2023	102 SOUTH CHAPARRAL	B-51,C-60
Total # Incidents for 01:				5
ZONE: 02 - Buena Vista				
2023-2300010	143 - Grass fire	01/24/2023	200 Cockleburr LN	4490,B-50,B-51,T-40
Total # Incidents for 02:				1
ZONE: 08 - Rocky Point				
2023-2300008	321 - EMS call, excluding vehicle accident with injury	01/23/2023	703 Cr 142	4490,B-50,B-51,C-60
Total # Incidents for 08:				1
ZONE: 22 - Inks Lake				
2023-2300012	321 - EMS call, excluding vehicle accident with injury	01/28/2023	201 cr 301	B-51,C-60
Total # Incidents for 22:				1
ZONE: 27 - OOD-ELBVFD				
2023-2300002	611 - Dispatched & cancelled en route	01/12/2023	10000 FM 2341	C-60
2023-2300007	551 - Assist police or other governmental agency	01/20/2023	200 Loma Vista	C-60
Total # Incidents for 27:				2
ZONE: 29 - OOD- CI Burnet FD				
2023-2300013	611 - Dispatched & cancelled en route	01/31/2023	700 POSSUM TROT	T-40
Total # Incidents for 29:				1
ZONE: 30 - OOD- Hoover Valley VFD				
2023-2300006	611 - Dispatched & cancelled en route	01/19/2023	104 BLACK OAK LN	C-60
Total # Incidents for 30:				1
ZONE: 36 - OOD- Spicewood VFD				
2023-2300001	611 - Dispatched & cancelled en route	01/04/2023	4323 E SH 71	B-51,T-40
Total # Incidents for 36:				1
TOTAL # INCIDENTS:				13

Only REVIEWED incidents included. Archived Zones cannot be unarchived.



emergencyreporting.com
Doc Id: 380
Page # 1 of 1

4:32 PM
02/09/23
Cash Basis

Cassie Volunteer Fire Department
Balance Sheet
As of January 31, 2023

	Jan 31, 23
ASSETS	
Current Assets	
Checking/Savings	
1010 · CASSIE VFD-ESD2	53,558.71
Total Checking/Savings	53,558.71
Total Current Assets	53,558.71
Fixed Assets	
1410 · Land	13,820.69
1420 · Furniture & Fixtures	10,438.09
1430 · Vehicles & Equipment	1,189,560.79
1440 · EMS Equipment	5,037.56
1450 · Communication Equipment	103,956.55
1460 · Buildings	123,895.61
1510 · Accumulated Depreciation	-1,058,463.72
Total Fixed Assets	388,245.57
Other Assets	
1090 · Transfers (In/Out)	70,000.00
Total Other Assets	70,000.00
TOTAL ASSETS	511,804.28
LIABILITIES & EQUITY	
Liabilities	
Current Liabilities	
Other Current Liabilities	
2010 · Employer & Emp. Payroll Tax	1,213.69
Total Other Current Liabilities	1,213.69
Total Current Liabilities	1,213.69
Total Liabilities	1,213.69
Equity	
3010 · Unrestricted Net Assets-Ret.Ern	469,600.34
Net Income	40,990.25
Total Equity	510,590.59
TOTAL LIABILITIES & EQUITY	511,804.28

**Cassie Volunteer Fire Department
Profit & Loss Budget vs. Actual
October 2022 through January 2023**

	Oct '22 - Jan 23	Budget	\$ Over Budget
Income			
4000 · Income			
4005 · ESD payments	112,750.50	225,501.00	-112,750.50
4070 · ESD Reimbursement	315.00		
Total 4000 · Income	113,065.50	225,501.00	-112,435.50
Total Income	113,065.50	225,501.00	-112,435.50
Expense			
5000 · ADMINISTRATIVE			
5005 · Accounting	650.00	1,500.00	-850.00
5010 · Legal Services	0.00	100.00	-100.00
5015 · Meetings	0.00	300.00	-300.00
5020 · Office Equipment/Maint.	0.00	258.00	-258.00
5025 · Office Supplies	110.76	1,000.00	-889.24
5030 · Printer Supplies	0.00	300.00	-300.00
5035 · Shipping/Postage/PO Box Rental	0.00	150.00	-150.00
5040 · SubscripTn/Dues/Membrshp/RecMgmt	2,636.17	5,000.00	-2,363.83
5042 · Record Mgmt Systems-ER,PC,CAD	2,645.57	5,500.00	-2,854.43
5045 · Travel Allowance	0.00	100.00	-100.00
5050 · Uniforms (Caps and Shirts)	13.99	2,000.00	-1,986.01
5055 · Printing Services	0.00	100.00	-100.00
5060 · Banking/SftyDepBox/Chks/BkgdCks	20.00	100.00	-80.00
5065 · Finance Chgs/Late Fees/Sales Tx	40.00	0.00	40.00
5070 · Replen Petty Cash/Toll Charges	0.00	350.00	-350.00
5076 · RECRUITMENT & RETENTION	4,165.92	10,200.00	-6,034.08
5078 · Items to be reimbursed by ESD	1,650.00		
Total 5000 · ADMINISTRATIVE	11,932.41	26,958.00	-15,025.59
5200 · PAID POSITION			
5205 · Base Salary	20,769.21	60,000.00	-39,230.79
5215 · CVFD SS & Medicare Tax Match	1,588.86	4,590.00	-3,001.14
Total 5200 · PAID POSITION	22,358.07	64,590.00	-42,231.93
5300 · BUILDING AND GROUNDS			
5305 · Botanical Supplies	0.00	50.00	-50.00
5310 · Janitorial Supplies	10.48	200.00	-189.52
5320 · Repairs and Maintenance	306.16	1,500.00	-1,193.84
5325 · Furn&YardEquip Repl/Rep/New	1,345.43	1,000.00	345.43
5330 · Electrical Service	903.37	4,200.00	-3,296.63
5335 · Telephone Service	1,502.36	6,600.00	-5,097.64
Total 5300 · BUILDING AND GROUNDS	4,067.80	13,550.00	-9,482.20
5600 · COMMUNICATIONS			
5605 · Batteries, Clips, Acc.	0.00	500.00	-500.00
5615 · Non-Warranty Repair	0.00	300.00	-300.00
5620 · Digital Radio and Pagers	0.00	500.00	-500.00
Total 5600 · COMMUNICATIONS	0.00	1,300.00	-1,300.00
6600 · INSURANCE			
6605 · Building and Property	1,928.00	5,040.00	-3,112.00
6610 · Vehicle	4,256.00	10,752.00	-6,496.00
6615 · Personnel Coverage	12,927.00	14,000.00	-1,073.00
Total 6600 · INSURANCE	19,111.00	29,792.00	-10,681.00
7000 · OPERATIONS			
7007 · CAD-Computer Aided Dispatch	0.00	5,500.00	-5,500.00
7010 · Fuel-Vehicle and Equipment	0.00	250.00	-250.00
7012 · Fuelman-Vehicles & Equipment	2,131.78	16,000.00	-13,868.22
7015 · Equipment Maint/Repr-Vendor	0.00	500.00	-500.00
7020 · Fire Extinguisher Test/Repr	145.00	300.00	-155.00
7025 · Fire Suppressant Supplies	0.00	5,000.00	-5,000.00
7030 · First Responder Supplies	338.18	4,500.00	-4,161.82
7035 · Ladder, Pump & Hose Testing	1,075.00	4,000.00	-2,925.00
7040 · Minor Tools	89.99	150.00	-60.01

**Cassie Volunteer Fire Department
 Profit & Loss Budget vs. Actual
 October 2022 through January 2023**

	Oct '22 - Jan 23	Budget	\$ Over Budget
7045 · Veh/Epmt Lights-Decals-Safety	0.00	100.00	-100.00
7050 · Personal Protect Equip-PPE	1,902.36	4,000.00	-2,097.64
7055 · PPE Testing/Cleaning/Repair	0.00	500.00	-500.00
7057 · Operations - Radio Service Fee	5,296.44	5,300.00	-3.56
7060 · Rehabilitation Supplies	46.10	500.00	-453.90
7065 · Rescue Equipment Maint/Repr	0.00	250.00	-250.00
7070 · SCBA Testing/Hydro/FaceMsk/Pack	0.00	2,500.00	-2,500.00
7072 · SCBA MAINTENANCE & REPAIR	0.00	500.00	-500.00
7075 · State Veh Safety Inspec&Regist	0.00	150.00	-150.00
7080 · Vehicle Maintenance/Repair	185.87	2,000.00	-1,814.13
7085 · Vehicle Maint/Repr(Vendor)	462.65	16,000.00	-15,537.35
7090 · Equipmt Replmt(Fire Fightg)	0.00	1,750.00	-1,750.00
7095 · Fire Fighting Equipmt - NEW	0.00	2,500.00	-2,500.00
7096 · FIRE FIGHTING EQUIPMENT-MAINTEN	438.17	1,007.00	-568.83
7100 · Rescue Equipment - NEW	962.09	1,000.00	-37.91
7105 · Rescue Equipment - REPLMNT	0.00	200.00	-200.00
Total 7000 · OPERATIONS	13,073.63	74,457.00	-61,383.37
8000 · TRAINING			
8005 · AED, CPR, First Aid	0.00	454.00	-454.00
8020 · Training -VENDOR	1,255.46	7,000.00	-5,744.54
8022 · Training-Certification&Testing	118.10	1,000.00	-881.90
8025 · Per Diem Travel/Lodging	158.78	4,000.00	-3,841.22
8030 · Wildland	0.00	500.00	-500.00
8035 · Educational Supplies	0.00	600.00	-600.00
Total 8000 · TRAINING	1,532.34	13,554.00	-12,021.66
9000 · PUBLIC RELATIONS			
9005 · Educational Supplies	0.00	100.00	-100.00
9010 · Public Eductn/Relatn/Apprtn	0.00	500.00	-500.00
9015 · Shipping and Postage	0.00	100.00	-100.00
9020 · Printing	0.00	100.00	-100.00
9025 · Recognition/Thank You	0.00	500.00	-500.00
Total 9000 · PUBLIC RELATIONS	0.00	1,300.00	-1,300.00
Total Expense	72,075.25	225,501.00	-153,425.75
Net Income	40,990.25	0.00	40,990.25

4:44 PM
 02/09/23
 Cash Basis

Cassie Volunteer Fire Department
Profit & Loss by Class
 October 2022 through January 2023

	ESD	FD	FDE	TOTAL
Income				
4000 · Income				
4005 · ESD payments	79,930.50	0.00	32,820.00	112,750.50
4070 · ESD Reimbursement	315.00	0.00	0.00	315.00
Total 4000 · Income	80,245.50	0.00	32,820.00	113,065.50
Total Income	80,245.50	0.00	32,820.00	113,065.50
Expense				
5000 · ADMINISTRATIVE				
5005 · Accounting	400.00	0.00	250.00	650.00
5025 · Office Supplies	110.76	0.00	0.00	110.76
5040 · Subscrptn/Dues/Membrshp/RecMgmt	2,636.17	0.00	0.00	2,636.17
5042 · Record Mgmt Systems-ER,PC,CAD	2,645.57	0.00	0.00	2,645.57
5050 · Uniforms (Caps and Shirts)	13.99	0.00	0.00	13.99
5060 · Banking/SftyDepBox/Chks/BkgdCks	20.00	0.00	0.00	20.00
5065 · Finance Chgs/Late Fees/Sales Tx	40.00	0.00	0.00	40.00
5076 · RECRUITMENT & RETENTION	4,165.92	0.00	0.00	4,165.92
5078 · Items to be reimbursed by ESD	1,650.00	0.00	0.00	1,650.00
Total 5000 · ADMINISTRATIVE	11,682.41	0.00	250.00	11,932.41
5200 · PAID POSITION				
5205 · Base Salary	0.00	0.00	20,769.21	20,769.21
5215 · CVFD SS & Medicare Tax Match	0.00	0.00	1,588.86	1,588.86
Total 5200 · PAID POSITION	0.00	0.00	22,358.07	22,358.07
5300 · BUILDING AND GROUNDS				
5310 · Janitorial Supplies	10.48	0.00	0.00	10.48
5320 · Repairs and Maintenance	306.16	0.00	0.00	306.16
5325 · Furn&YardEquip Repl/Rep/New	180.50	1,164.93	0.00	1,345.43
5330 · Electrical Service	903.37	0.00	0.00	903.37
5335 · Telephone Service	1,502.36	0.00	0.00	1,502.36
Total 5300 · BUILDING AND GROUNDS	2,902.87	1,164.93	0.00	4,067.80
6600 · INSURANCE				
6605 · Building and Property	1,928.00	0.00	0.00	1,928.00
6610 · Vehicle	4,256.00	0.00	0.00	4,256.00
6615 · Personnel Coverage	12,927.00	0.00	0.00	12,927.00
Total 6600 · INSURANCE	19,111.00	0.00	0.00	19,111.00
7000 · OPERATIONS				
7012 · Fuelman-Vehicles & Equipment	2,131.78	0.00	0.00	2,131.78
7020 · Fire Extinguisher Test/Repr	145.00	0.00	0.00	145.00
7030 · First Responder Supplies	338.18	0.00	0.00	338.18
7035 · Ladder, Pump & Hose Testing	1,075.00	0.00	0.00	1,075.00
7040 · Minor Tools	89.99	0.00	0.00	89.99
7050 · Personal Protect Equip-PPE	1,902.36	0.00	0.00	1,902.36
7057 · Operations - Radio Service Fee	5,296.44	0.00	0.00	5,296.44
7060 · Rehabilitation Supplies	20.56	25.54	0.00	46.10
7080 · Vehicle Maintenance/Repair	185.87	0.00	0.00	185.87
7085 · Vehicle Maint/Repr(Vendor)	462.65	0.00	0.00	462.65
7096 · FIRE FIGHTING EQUIPMENT-MAINTEN	438.17	0.00	0.00	438.17
7100 · Rescue Equipment - NEW	962.09	0.00	0.00	962.09
Total 7000 · OPERATIONS	13,048.09	25.54	0.00	13,073.63
8000 · TRAINING				
8020 · Training -VENDOR	1,255.46	0.00	0.00	1,255.46
8022 · Training-Certification&Testing	118.10	0.00	0.00	118.10
8025 · Per Diem Travel/Lodging	158.78	0.00	0.00	158.78
Total 8000 · TRAINING	1,532.34	0.00	0.00	1,532.34
Total Expense	48,276.71	1,190.47	22,608.07	72,075.25
Net Income	31,968.79	-1,190.47	10,211.93	40,990.25

4:37 PM
 02/09/23
 Cash Basis

**Cassie Volunteer Fire Department
 Profit & Loss Detail
 January 2023**

Date	Name	Memo	Class	Paid Amount
Income				
4000 · Income				
4005 · ESD payments				
01/05/2023	Burnet County ESD2	2nd quarter distribution for fire protection services for ESD 2	ESD	39,952.75
01/05/2023	Burnet County ESD2	2nd quarter distribution for payroll from ESD 2	FDE	16,422.50
Total 4005 · ESD payments				56,375.25
Total 4000 · Income				56,375.25
Total Income				56,375.25
Expense				
5000 · ADMINISTRATIVE				
5025 · Office Supplies				
01/13/2023	Chase Card Services	Apple-cloud storage for reports-no receipt	ESD	0.99
Total 5025 · Office Supplies				0.99
5040 · Subscrptn/Dues/Membrshp/RecMgmt				
01/13/2023	Chase Card Services	Go Daddy-yearly hosting charge for Cassie VFD website for 2023-no receipt	ESD	20.17
01/13/2023	Chase Card Services	SFFMA-2023 Membership for Fire Department and Personnel	ESD	1,415.00
01/13/2023	Chase Card Services	YMCA-January 2023 membership for Shields-senior single	ESD	31.00
01/13/2023	Chase Card Services	YMCA January membership for Herwig-senior couple	ESD	41.00
01/13/2023	Chase Card Services	YMCA-January membership for Lee-senior couple	ESD	41.00
01/13/2023	Chase Card Services	YMCA-January membership for Sanchez-couple	ESD	61.00
01/13/2023	Chase Card Services	YMCA-January membership for Kelley-family	ESD	65.00
01/13/2023	Chase Card Services	YMCA-January membership for Curtis-family plus one class	ESD	72.00
01/26/2023	Cntrl Tx Fireman's &...	2023 Annual Dues	ESD	20.00
Total 5040 · Subscrptn/Dues/Membrshp/RecMgmt				1,766.17
5050 · Uniforms (Caps and Shirts)				
01/13/2023	Chase Card Services	IDCreator-Id badge for S. Barclay	ESD	13.99
Total 5050 · Uniforms (Caps and Shirts)				13.99
5078 · Items to be reimbursed by ESD				
01/13/2023	Chase Card Services	Cuplin-charge for survey of helo pad for future site of building to house the En...	ESD	1,650.00
Total 5078 · Items to be reimbursed by ESD				1,650.00
Total 5000 · ADMINISTRATIVE				3,431.15
5200 · PAID POSITION				
5205 · Base Salary				
01/10/2023	Derrick R Curtis	Salary-payroll for period ending 1-13-2023	FDE	2,307.69
01/24/2023	Derrick R Curtis	Salary-Payroll for period ending 1-27-2023	FDE	2,307.69
Total 5205 · Base Salary				4,615.38
5215 · CVFD SS & Medicare Tax Match				
01/10/2023	Derrick R Curtis	Payroll for period ending 1-13-2023	FDE	176.54
01/24/2023	Derrick R Curtis	Payroll for period ending 1-27-2023	FDE	176.54
Total 5215 · CVFD SS & Medicare Tax Match				353.08
Total 5200 · PAID POSITION				4,968.46
5300 · BUILDING AND GROUNDS				
5320 · Repairs and Maintenance				
01/13/2023	Chase Card Services	Satellite-security monitoring for the months of Jan, Feb, Mar 2023	ESD	115.41
Total 5320 · Repairs and Maintenance				115.41
5325 · Furn&YardEquip Repl/Rep/New				
01/13/2023	Chase Card Services	Amzn-credit for light clips returned, could not be delivered by usps	ESD	-17.99
01/13/2023	Chase Card Services	Amzn-credit for lights and magnetic clips returned, could not be delivered by u...	ESD	-194.93
01/13/2023	Chase Card Services	Amzn-outdoor lights, hooks and magnetic clips, original order also had 1-25' e...	ESD	304.35
Total 5325 · Furn&YardEquip Repl/Rep/New				91.43
5330 · Electrical Service				

4:37 PM
 02/09/23
 Cash Basis

**Cassie Volunteer Fire Department
 Profit & Loss Detail
 January 2023**

Date	Name	Memo	Class	Paid Amount
01/15/2023	PEC	Acct#3000098825-monthly stmt for period 11-20-2022--12-21-2022	ESD	242.03
Total 5330 · Electrical Service				242.03
5335 · Telephone Service				
01/13/2023	Chase Card Services	VZwrss-monthly fee for internet and phone for period 11-11-22--12-10-22	ESD	250.27
01/13/2023	Chase Card Services	281--internet service for period 12-10-22--1-9-2023	ESD	167.00
Total 5335 · Telephone Service				417.27
Total 5300 · BUILDING AND GROUNDS				866.14
7000 · OPERATIONS				
7012 · Fuelman-Vehicles & Equipment				
01/13/2023	Fuelman	12-8-22-4460 regular and 4 ems calls	ESD	51.16
01/13/2023	Fuelman	12-14-22-4460 regular and meetings	ESD	39.09
01/13/2023	Fuelman	12-19-22-4460 regular and 2 ems calls	ESD	48.82
01/13/2023	Fuelman	12-28-22-4460 regular and 4 calls	ESD	50.61
01/13/2023	Fuelman	12-6-22-4451-pump regular	ESD	10.43
01/13/2023	Fuelman	12-13-22-4420 regular	ESD	52.82
01/13/2023	Fuelman	12-13-22-4421 regular	ESD	46.15
01/13/2023	Fuelman	12-5-22-4431-UTV regular	ESD	9.94
01/13/2023	Fuelman	12-6-22-4451 regular and 4 ems calls	ESD	33.72
Total 7012 · Fuelman-Vehicles & Equipment				342.74
7020 · Fire Extinguisher Test/Repr				
01/24/2023	San Saba Fire Safet...	Inv# 042420-annual maintenance and repair for fire extinguishers--13 hydrot...	ESD	145.00
Total 7020 · Fire Extinguisher Test/Repr				145.00
7035 · Ladder, Pump & Hose Testing				
01/06/2023	Access Hose and La...	Invoice #11688-Annual Pump Testing for E20,E21, and T40	ESD	1,075.00
Total 7035 · Ladder, Pump & Hose Testing				1,075.00
7080 · Vehicle Maintenance/Repair				
01/13/2023	Chase Card Services	Amzn-wiper blades for T-40 (4440)	ESD	71.52
Total 7080 · Vehicle Maintenance/Repair				71.52
Total 7000 · OPERATIONS				1,634.26
8000 · TRAINING				
8025 · Per Diem Travel/Lodging				
01/13/2023	Chase Card Services	EI Nuevo-supper for Curtis and Schoenfeld attending EV Fire Tactics Class	ESD	75.00
Total 8025 · Per Diem Travel/Lodging				75.00
Total 8000 · TRAINING				75.00
Total Expense				10,975.01
Net Income				45,400.24

5:03 PM
02/09/23
Cash Basis

Cassie Volunteer Fire Dept. & EMS
Balance Sheet
As of January 31, 2023

	Jan 31, 23
ASSETS	
Current Assets	
Checking/Savings	
1010 - FSB of Burnet - 68007	99,156.12
Total Checking/Savings	99,156.12
Total Current Assets	99,156.12
Other Assets	
1090 - Transfers (In/Out)	-70,000.00
Total Other Assets	-70,000.00
TOTAL ASSETS	29,156.12
LIABILITIES & EQUITY	
Equity	
3010 - Unrestricted Net Assets	24,801.12
Net Income	4,355.00
Total Equity	29,156.12
TOTAL LIABILITIES & EQUITY	29,156.12

5:09 PM
 02/09/23
 Cash Basis

Cassie Volunteer Fire Dept. & EMS
Profit & Loss Detail
 January 2023

Date	Name	Memo	Class	Paid Amount
Income				
4000 - INCOME				
4010 - Individual Donations				
01/05/2023	Individual Donations	Thank you from H. Smith	FD	100.00
01/20/2023	Individual Donations	from Patterson	FD	1,000.00
01/20/2023	Individual Donations	from Chambers	FD	575.00
Total 4010 - Individual Donations				1,675.00
4015 - Memorial Donations				
01/05/2023	Individual Donations	In memory of Paul Brady from Nancy Brady	FD	100.00
01/20/2023	Individual Donations	In memory of Sam Phillips from Sallye Swartwood	FD	25.00
01/20/2023	Individual Donations	In memory of Sam Phillips from Miller	FD	100.00
01/20/2023	Individual Donations	In memory of Sam Phillips from Bledsoe	FD	50.00
01/20/2023	Individual Donations	In memory of Sam Phillips from Ehler	FD	50.00
Total 4015 - Memorial Donations				325.00
Total 4000 - INCOME				2,000.00
Total Income				2,000.00
Expense				
Net Income				2,000.00

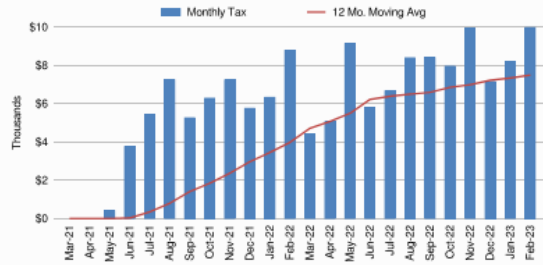
HdL Companies
SALES TAX SNAPSHOT
 Burnet Co ESD 2

Feb-23

Sales Tax Net Payments

FY Mo.	FY2022	FY2023	YoY % Change
Oct	\$ 6,284	\$ 7,965	26.8%
Nov	\$ 7,245	\$ 9,955	37.4%
Dec	\$ 5,758	\$ 7,155	24.3%
Jan	\$ 6,336	\$ 8,190	29.3%
Feb	\$ 8,784	\$ 9,980	13.6%
Mar	\$ 4,411		
Apr	\$ 5,059		
May	\$ 9,132		
Jun	\$ 5,793		
Jul	\$ 6,675		
Aug	\$ 8,397		
Sep	\$ 8,411		
FYTD	\$ 34,408	\$ 43,246	25.7%
FY Total	\$ 82,287		

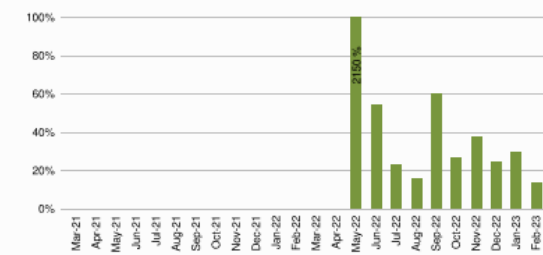
Sales Tax Net Payments Trend



Top 10 Taxpayers

Rank	Company	FYTD Collections	% Total
1	AMAZON.COM SERVICES INC (MARKETPLACE)		
2	SMS BUCHANAN BUSINESS INC		
3	AMAZON.COM SERVICES LLC		
4	JIM EACHUS		
5	PEDERNALES ELECTRIC COOPERATIVE INC.		
6	REVEILLE PEAK RANCH SOLUTIONS LLC		
7	BUCHANAN SEPTIC TANKS INC.		
8	UTOPIAFEST LLC		
9	MARK W MARDIS		
10	REVEILLE PEAK RANCH L.L.C.		
Top 10 Companies		\$ 29,463	66.7%
902	Other Large Companies	\$ 12,586	28.5%
	Small Companies/Other	\$ 1,623	3.7%
	Single Local Tax Rate (SLT)	\$ 489	1.1%
Total		\$ 44,161	100.0%

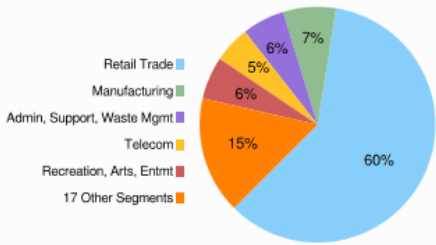
Sales Tax Net Payments Change - YoY



Industry Segment Collections Trend - YoY % Chg

SEGMENT	Sep	Oct	Nov	Dec	Jan	Feb
Retail Trade	16.0%	15.6%	7.6%	6.3%	5.8%	-1.9%
Manufacturing	669.3%	301.0%	441.2%	269.2%	109.2%	352.7%
Admin, Support, Waste Mgmt	137.0%	101.0%	17.4%	-20.2%	3.6%	-13.1%
Recreation, Arts, Entmt	157.4%	335.6%	321.3%	220.4%	828.0%	93.8%
Telecom	88.4%	-3.8%	-2.2%	33.7%	24.6%	1.1%
All Others	115.9%	-51.5%	25.3%	24.5%	-14.2%	44.1%
Total Collections	61.4%	26.2%	37.6%	23.9%	29.4%	13.4%

Sales Tax Collections by Industry Segment

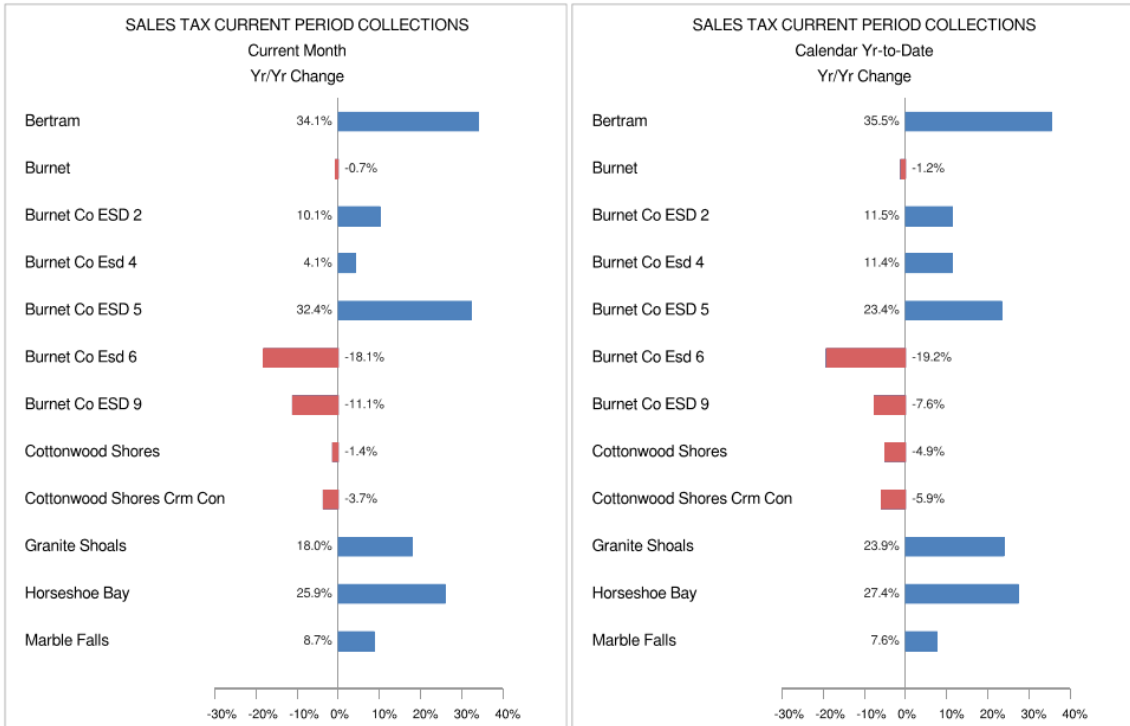


© 2023 All Rights Reserved

Data Source: Texas Comptroller of Public Accounts



SALES TAX TREND
 BURNET COUNTY
 Feb-23



Data: Texas Comptroller of Public Accounts

Copyright © 2023 All Rights Reserved All Rights Reserved

Hdl Companies

**Burnet Co ESD 2
SALES TAX PAYMENT DETAIL**

Feb-23

Fiscal Year: Oct-Sep

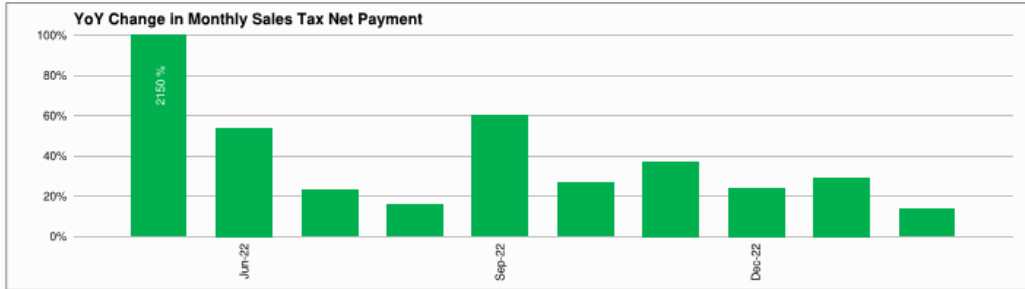
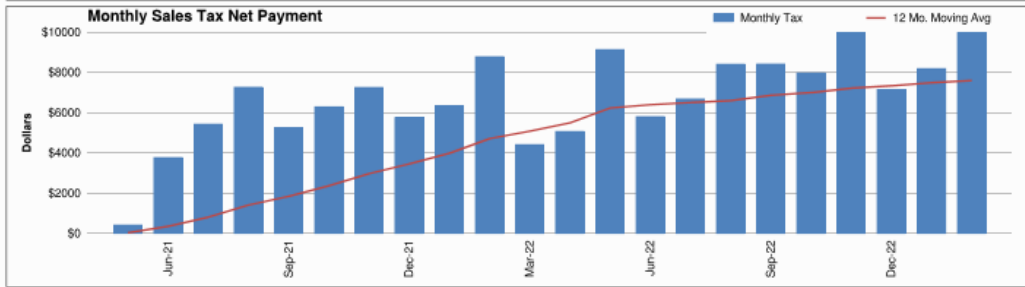
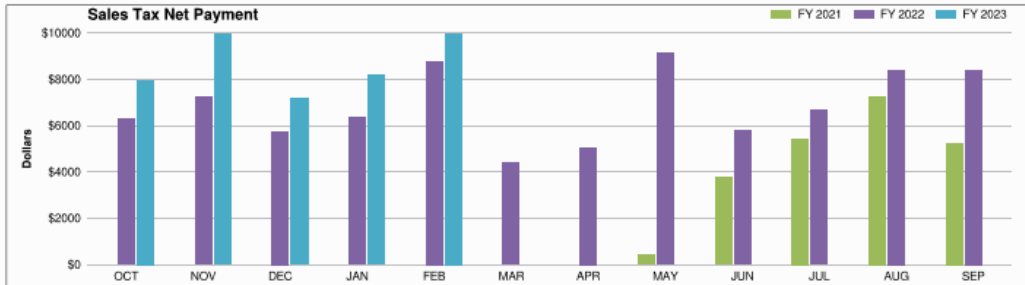
COLLECTIONS	Feb-22	Feb-23	Chg. \$ Chg. %	Prior FYTD	Current FYTD	Chg. \$ Chg. %
Current Period	8,768	9,653	885 10.1%	33,573	40,929	7,356 21.9%
Prior Period	152	436	283 185.7%	529	2,102	1,573 297.3%
Future Period	0	0	0 0.0%	690	595	(95) -13.7%
Audit	0	16	16 0.0%	7	18	11 163.3%
Unidentified	2	6	4 172.6%	19	28	8 44.3%
Single Local Tax Rate	91	109	18 19.8%	366	489	123 33.8%
TOTAL	9,014	10,220	1,206 13.4%	35,184	44,161	8,977 25.5%
Service Fee	(180)	(204)	(24) 13.4%	(704)	(883)	(180) 25.5%
Current Retained	(177)	(200)	(24) 13.4%	(690)	(866)	(176) 25.5%
Prior Retained	127	164	37 29.4%	617	833	216 35.0%
NET PAYMENT	8,784	9,980	1,196 13.6%	34,408	43,246	8,838 25.7%

Burnet Co ESD 2 - Sales Tax Net Payment Trend

	FISCAL YEAR				
	2019	2020	2021	2022	2023
Oct				\$ 6,284	\$ 7,965
Nov				\$ 7,245	\$ 9,955
Dec				\$ 5,758	\$ 7,155
Jan				\$ 6,336	\$ 8,190
Feb				\$ 8,784	\$ 9,980
Mar				\$ 4,411	
Apr				\$ 5,059	
May			\$ 406	\$ 9,132	
Jun			\$ 3,762	\$ 5,793	
Jul			\$ 5,431	\$ 6,675	
Aug			\$ 7,257	\$ 8,397	
Sep			\$ 5,254	\$ 8,411	
YEAR	\$	\$	\$ 22,109	\$ 82,287	\$ 43,246

Change: FY '23/'22			
Month		Year-to-Date	
\$	%	\$	YTD %
\$ 1,681	26.8%	\$ 1,681	26.8%
\$ 2,710	37.4%	\$ 4,391	32.5%
\$ 1,397	24.3%	\$ 5,788	30.0%
\$ 1,854	29.3%	\$ 7,642	29.8%
\$ 1,196	13.6%	\$ 8,838	25.7%

YoY Change na na na na



© 2023 All Rights Reserved

Data Source: Texas Comptroller of Public Accounts



**Burnet Co ESD 2
TOP 30 COMPANIES RANK and CHANGE SUMMARY
Feb-23**

Fiscal Year: Oct-Sep

Rank*	Company	NAICS Key	Prior Fiscal YTD Sales Tax Collections	Current Fiscal YTD Sales Tax Collections	Change \$	Change %	Current Fiscal YTD % Total Collections
1	AMAZON.COM SERVICES INC (MARKETPLACE)	9					
2	SMS BUCHANAN BUSINESS INC	9					
3	AMAZON.COM SERVICES LLC	9					
4	JIM EACHUS	9					
5	PEDERNALES ELECTRIC COOPERATIVE INC.	3					
6	REVELLE PEAK RANCH SOLUTIONS LLC	21					
7	BUCHANAN SEPTIC TANKS INC.	5					
8	UTOPIAFEST LLC	21					
9	MARK W MARDIS	18					
10	REVELLE PEAK RANCH L.L.C.	1					
TOP 10 LARGE** COMPANIES			20,776	29,463	8,687	41.8%	66.7%
11	APPLE INC.	5					
12	NEW CINGULAR WIRELESS PCS LLC	12					
13	EBAY INC.	9					
14	WASTE MANAGEMENT OF TEXAS INC.	18					
15	MOW PARTNERS LLC	4					
16	DISH NETWORK L.L.C.	12					
17	J BAR ENTERPRISES LLC	15					
18	WAL-MART.COM USA LLC	9					
19	BESTBUY.COM LLC	9					
20	AQUA SPHERE INC.	8					
21	SAFE STEP WALK IN TUB LLC	4					
22	SIRIUS XM RADIO INC.	12					
23	TEXAS TRUCKING COMPANY INCORPORATED	10					
24	THE SHADE STORE LLC	9					
25	AQUATERRA GROUP LLC	18					
26	BEE CAVE DRILLING INC.	4					
27	RUNSIGNUP INC.	11					
28	WAL-MART.COM USA LLC (MARKETPLACE)	9					
29	VERIZON WIRELESS NETWORK PROCUREMENT LP	12					
30	BFS GROUP LLC	9					
TOP 30 LARGE COMPANIES			27,348	35,823	8,474	31.0%	81.1%
TOP 100 LARGE COMPANIES			30,698	39,395	8,697	28.3%	89.2%
811 OTHER LARGE COMPANIES			2,199	2,654	455	20.7%	6.0%
SMALL COMPANIES & OTHER			1,921	1,623	(298)	-15.5%	3.7%
SINGLE LOCAL TAX RATE COLLECTIONS (SLT)			366	489	123	33.8%	1.1%
TOTAL COLLECTIONS			35,184	44,161	8,977	25.5%	100.0%
STATE COMPTROLLER FEES			776	915	139	17.9%	2.1%
NET PAYMENTS			34,408	43,246	8,838	25.7%	97.9%

* Ranked by Total of Last Fiscal Year + Current Fiscal YTD
 ** Businesses whose detailed sales tax data is available