



BURNET COUNTY EMERGENCY SERVICES DISTRICT NO. 2
P.O. Box 249
Buchanan Dam, Texas 78609-0249

Minutes (Official) – November 16, 2023

1. (AI)¹ Call meeting to order.

(AD)²At 7 p.m., November 16, 2023 the Regular Meeting for the Board of Emergency Service Commissioners of Burnet County Emergency Services District No. 2 was called to order by President Sharon Barclay at the Cassie Volunteer Fire Department, 3900 RR 690, Burnet, Texas 78611. Notice of this meeting (Enclosure 1) had been previously posted at the Burnet County Courthouse and the Burnet County website ([Burnet County \(burnetcountytxas.org\)](http://burnetcountytxas.org)) in compliance with the provisions of Chapter 551, Texas Government Code.

2. (AI) Establish a quorum.

(AD) Board member in attendance were:

Sharon Barclay

Robbie Cheatham

Jodeen Lee

William Proffer

John Call - Absent

Commissioner Barclay confirmed a quorum was present.

3. (AI) Pledge of Allegiance

(AD) The quorum having been established, the Pledge of Allegiance to the United States was rendered with appropriate honors.

¹ AI – Agenda Item

² AD – Action and/or Discussion by BCESD-2Commissioners

4. (AI) Invocation

(AD) The Invocation was offered by Commissioner Barclay.

5. (AI) Welcome guests

(AD) Commissioner Barclay welcomed to the meeting:

CVFD Chief Derrick Curtis

Mrs. Laura Schneider

CVFD President Chuck Schoenfeld

6. (AI) Comments from the Board and Public not scheduled on the agenda may speak, however no action can be taken on these items and the Board will not debate the comments at this meeting. Comments regarding specific agenda items should occur when the item is called. There is a 2-minute speaking limit.

(AD) Commissioner Barclay called for any comments regarding non-Agenda items. No comments were offered.

7. (AI) Discussion regarding search and recommendation to Burnet County Commissioner Luther for pending open Burnet County ESD #2 Commissioner.

(AD) Commissioner Barclay stated that she reluctantly accepted the resignation of Commissioner Call pending replacement or end of term in December. Commissioner Call stated that he had increasing health issues that would preclude him from being active on the ESD Board. Commissioner Barclay stated that she had informed Commissioner Luther. Commissioner Barclay also encouraged those in attendance to submit candidates to Commissioner Luther.

8. (AI) Discussion and/or action to appoint Commissioner William Proffer to a Board Position and as a signee on Bank Accounts

(AD) Commissioner Barclay stated that with the resignation of Commissioner Call this would leave two open Board roles, Vice President, and Assistant Treasurer. Commissioner Barclay stated that in review of the roles that she felt that Commissioner Proffer would serve well in the Vice President role and when a new Commissioner is appointed that we could reevaluate the roles.

Commissioner Lee made the motion to appoint Commissioner Proffer as Vice President and he be a signee on all ESD #2 Bank Accounts. Commissioner Cheatham seconded the motion; the motion passed unanimously.

9. (AI) Accept minutes from the October 19, 2023 meeting.

((AD) Commissioner Barclay called for corrections to the October 19, 2023 Meeting Minutes; with no additional changes the Minutes were accepted as presented.

10. (AI) ESD #2 Treasurer Report

(AD) Commissioner Lee gave the ESD Treasurer's Report for October 2023.

*Balances – Checking: \$25,734.82
 Sales Tax: \$102,978.28
 Texas Class Reserve Investment: \$364,658.69
 Texas Class Sales Tax Investment: \$102,095.53
 Total Assets: \$595,467.32*

*Total Income: \$10,576.69
Expenses: \$37,636.43
Net: (-) \$27,059.74*

*YTD Income \$10,576.69
Budget \$517,527.67*

*YTD Expenses \$57,636.43
Budget \$517,527.67
Net Income (-) \$27,059.74 (Enclosure 2)*

Commissioner Lee explained the monthly Treasurer's reports including the reimbursement to the ESD of unused funds. Commissioner Proffer asked for further information regarding the unused funds, Chief Curtis explained that most was from not using the amount allocated for fuel and maintenance. Commissioner Barclay stated that the unused funds are put back into Capital Reserve.

Commissioner Barclay called for questions or comments for the Treasurer's Report; with no further questions, the report was accepted as presented.

11. (AI) Discussion and/or action regarding the disbursement of funds

(AD) Commissioner Lee reported on upcoming funds disbursements. She stated that the anticipated upcoming expenses are for the ESD Attorney and reimbursement of registration to the Commissioners for the SAFE-D Conference.

Commissioner Barclay called for any questions related to these items; there was no further discussion.

12. (AI) Discussion and/or action to amend the FY'23-24 Budget to reflect the Sales Tax Expenses.

(AD) Commissioner Lee discussed finding a formula error in the FY'23-24 Budget. The Sales Tax expenses had not been included in the total. With the \$5000 correction, the Capital Reserve is decreased by the same amount. This does not affect the bottom line amount for the Budget. (Enclosure 3)

Commissioner Proffer made the motion to accept the Amended FY'23-24 Budget. Commissioner Cheatham seconded; the motion passed unanimously.

13. (AI) Report from the Cassie Volunteer Fire Department.

A. Report of VFD

- 1. Number of calls.**
- 2. Training, etc.**
- 3. Other department activity or concerns.**

B. Cassie VFD Financial Report

C. Capital Expenditures

(AD) A. Chief Curtis gave the report on CVFD activity for the month of October. CVFD responded to 5 calls –4 EMS/1 Fire/Other. Mutual Aid –2 given, 0 received. There were no overlapping calls. Average response time for October was 10.58 minutes; In-District calls 7.01, M-F N/A, Out-of-District is 14.93. Average personnel per call for October was 4.2. (Enclosure 5)

Chief Curtis reported that there continued to be preparation for the 2024 Eclipse Event in April. The event at Reveille Peak currently has 15,000 registered and it is anticipated to double. He stated that as the event approaches, he will have more of an idea if extra support is needed from the ESD.

B. Mrs. Schneider provided the CVFD Treasurers Report for October 2023. There was a balance of \$46,350.15 in checking. Expenses for October were \$32,089.44, which included expenses for fuel, insurance, and radios. (Enclosure 6).

Mrs. Schneider provided the CVFD Account Report– current balance is \$116,730.40. (Enclosure 7).

C. There are no Capital Expenditures requested.

14. (AI) Report from the Joint Task Force

(AD) Commissioner Barclay reported that on October 30, 2023 that the Joint Task Force met with Commissioner Proffer, Chief Curtis, Asst. Chief Schoenfeld, and herself in attendance. She reported that one of the first items was to prepare a projected 10-Year Budget to include Capital Items. The information has been prepared and will be discussed at the next JTF Meeting on December 6.

Another item that came out of the JTF was the purpose to support the mission of both entities; CVFD has a mission statement, but the ESD does not. Commissioner Barclay stated that this would be discussed in the next Agenda Item, and this should help in focusing the direction of the JTF.

15. (AI) Discussion and/or action for establishing a Mission Statement for ESD #2.

(AD) Commissioner Barclay stated that she sent preliminary draft of a Mission Statement and encouraged any feedback and changes. Commissioner Barclay proposed, “To serve the citizens and visitors of Burnet County Emergency Services District No. 2 with integrity and collaboration to provide high quality Fire, Rescue, and Emergency Medical Responder Services and utmost fiscal accountability.”

There was discussion and Commissioner Cheatham proposed, “To serve the citizens and visitors of Burnet County Emergency Services District No. 2 with integrity and collaboration to provide high quality Fire, Rescue, and Emergency Medical Responder Services with utmost fiscal accountability.”

Commissioner Cheatham made the motion to adopt the Mission Statement for ESD #2 as: “To serve the citizens and visitors of Burnet County Emergency Services District No. 2 with integrity and collaboration to provide high quality Fire, Rescue, and Emergency Medical Responder Services with utmost fiscal accountability.” Commissioner Proffer seconded; the motion passed unanimously.

16. (AI) Administrative update of the Sales Tax Program for ESD #2 including update on reports from HdL.

(AD) Commissioner Barclay presented a summary of the Sales Tax income received from the HdL reports for October and November. In October, Sales Tax received was \$7725, which was a 3% decrease year-over-year. November was \$7743, which was a 22.2% decrease year-over-year. In comparison of statements, in 2022 the Sales Tax received during the same time period included a large amount from an entertainment event. (Enclosure 8)

She also reported that there had been no further information regarding the queries she had made.

17. (AI) Annual Audits for ESD 2 and CVFD Updates

(AD) Commissioner Lee and Mrs. Schneider reported that all the information has been provided to the Auditor. Mrs. Schneider stated that she would follow-up and determine a timeline for their completion.

18. (AI) The terms for William Proffer and Sharon Barclay both expire at the end of December 2023. Both have agreed to be reappointed for another two-year term. Their names have been forwarded to Commissioner Luther for reappointment by the Burnet County Commissioners Court.

(AD) Commissioner Barclay stated that the terms for Commissioner Proffer, Commissioner Call, and herself would expire the end of December; both have agreed for another term. Commissioner Call's will be resigning at the end of his term. Commissioner Luther has been advised and will bring this before the County Commissioners Court.

19. (AI) Discussion/action to change the meeting time to the 3rd Thursday of each month at 7pm.

(AD) There was discussion regarding changing the monthly meeting time to 7pm to enable full participation from the Fire Department and the Fire Board President. Asst. Chief Schoenfeld stated that he is typically in Austin on Thursdays, but he would be willing to try to make an earlier time. There was positive discussion related to wanting to accommodate his schedule and a 6pm time were found to be mostly possible.

Commissioner Cheatham made the motion to move the monthly ESD Meeting to the third Thursday at 6p.m. Commissioner Lee seconded; the motion passed unanimously.

20. (AI) Discussion and/or action regarding establishing a position for a contract Administrative Assistant position.

Contract v. Hired by ESD

Duties

Hours

Pay

Budget Change

ESD Obligations to IRS reporting

(AD) Commissioner Barclay discussed researching actions surrounding establishing a Contract Administrative Assistant position for the ESD. The ESD is not required to publish for bids unless the contract exceeds \$50,000.

Duties discussed would include attending the monthly and special meetings, preparing the Minutes, scanning documents for historical data, helping prepare and publish the Agenda, assisting the Treasurer, assisting the Fire Department as needed, and keeping the website up to date. The person would report to the ESD President.

Initially, it is estimated that the role will be 15-20 hours per month.

There was discussion concerning pay and it was tentatively agreed that \$25/hour would be a reasonable starting rate.

When the position is actualized it will require a change in the Budget. Initially, it is expected that the pay would be approximately \$3600/year, this will require an IRS Form 1099. There will be additional expenses for a computer and necessary software.

Commissioner Barclay will contact Mr. Campbell to discuss contract paperwork and any other items that may be necessary. She will report back in December.

21. (AI) Update on website for ESD. <https://www.burnetcountytexas.org/page/esd.2>

(AD) Commissioner Barclay reported with the system outage of the CVFD website that she has moved the ESD information to the County website. She reported that the IT at Burnet County had been very helpful in instruction and structure of the page.

22. (AI) SAFE-D Conference is February 22-24, 2023, at the Irving Convention Center; registration is open.

(AD) Commissioner Barclay reported that all Commissioners, minus Commissioner Call had registered for the SAFE-D Conference.

23. (AI) Calendar of events for December 2023.

- A. Approve Capital Expenditures, if applicable.**
- B. Discussion regarding upcoming Annual SAFE-D Meeting, February 22-24, 2024, Irving.**
- C. Discussion regarding upcoming Annual Audit.**
- B. File required report with Texas Department of Emergency Management by January 1, 2024 (Barclay)**
- C. Publish ESD Administrative Information in the Burnet Bulletin during January (Barclay)**

(AD) Commissioner Barclay discussed the upcoming Calendar of Events for December 2023. Additional Agenda Items above regular reports will include a report from the JTF, update to status of Commissioner appointments, and update to Administrative Assistant contract.

24. (AI) Next meeting, at 7:00 p.m. on Thursday, December 21, 2023.

(AD) The next meeting of Burnet County ESD No. 2 will be held on Thursday, December 21, 2023 at 6p.m. at the Cassie Volunteer Fire Department.

25. (AI)Adjourn

(AD) With no additional business, the Burnet County Emergency Services District No. 2 November 17, 2023 Meeting was adjourned at 8:06p.m.

Robbie Cheatham

Robbie Cheatham
Secretary
Emergency Services District No. 2
Burnet County
November 17, 2023

Sharon K. Barclay

Sharon K. Barclay
President
Emergency Services District No. 2
Burnet County
November 17, 2023



POSTED Vicinta Stafford
Burnet County Clerk
By Christy Simpson at 8:49 am, Nov 09, 2023

BURNET COUNTY EMERGENCY SERVICES DISTRICT #2
P. O. BOX 249
BUCHANAN DAM, TEXAS 78609-0249
NOTICE OF REGULAR MEETING

In compliance with the provisions of Chapter 551, Texas Government Code, notice is hereby given of a Regular Meeting of the Board of Emergency Services Commissioners of Burnet County Emergency Services District #2, to be held on Thursday, November 16, 2023, at 7:00 p.m. at the Cassie VFD Station located at 3900 RR 690, Burnet, Texas, 78611. This agenda is posted in the Burnet County Courthouse and on the [Burnet County \(burnetcountytexas.org\)](http://burnetcountytexas.org) website.

The following agenda items will be discussed, considered and action taken as appropriate:

AGENDA

1. Call meeting to order. (Barclay)
2. Establish a quorum. (Barclay)
3. Pledge of Allegiance. (Barclay)
4. Invocation. (Barclay)
5. Welcome guests. (Barclay)
6. Comments from the Board and Public not scheduled on the agenda may be made, however no action can be taken on these items and the Board will not debate the comments at this meeting. Comments regarding specific agenda items should occur when the item is called. There is a 2-minute speaking limit.
7. Discussion regarding search and recommendation to Burnet County Commissioner Luther for pending open Burnet County ESD #2 Commissioner. (Barclay)
8. Discussion and/or action to appoint Commissioner William Proffer to a Board Position and as a signee on Bank Accounts. (Barclay)
9. Accept minutes from the October 19, 2023, meeting. (Barclay)
10. ESD #2 Treasurer Report. (Lee)
11. Discussion and/or action regarding the disbursement of funds. (Lee)
12. Discussion and/or action to amend the FY'23-24 Budget to reflect the Sales Tax Expenses (Lee)



BURNET COUNTY EMERGENCY SERVICES DISTRICT #2
P. O. BOX 249
BUCHANAN DAM, TEXAS 78609-0249

13. Report from the Cassie Volunteer Fire Department.
 - A. Report of VFD (Chief Curtis)
 1. Number of calls.
 2. Training, etc.
 3. Other department activity or concerns.
 - B. Cassie VFD Financial Report (L. Schneider)
 - C. Discussion and/or approval of Capital Expenditures for Cassie VFD, if applicable. (Curtis)
14. Report from Joint Task Force (Barclay, Proffer, Curtis, Schoenfeld)
15. Discussion and/or action for establishing a Mission Statement for ESD #2. (Barclay)
16. Administrative update of the Sales Tax Program for ESD #2 including update on reports from Hdl. (Barclay)
17. Annual Audits for ESD 2 and CVFD Updates (Lee, Schneider)
18. The terms for William Proffer and Sharon Barclay both expire at the end of December 2023. Both have agreed to be reappointed for another two-year term. Their names have been forwarded to Commissioner Luther for reappointed by the Burnet County Commissioners Court. (Barclay)
19. Discussion/action to change the meeting time to the 3rd Thursday of each month at 7pm. (Barclay)
20. Discussion and/or action regarding establishing a position for a contract Administrative Assistant position. (Barclay)
 - Contract v. Hired by ESD
 - Duties
 - Hours
 - Pay
 - Budget Change
 - ESD Obligations to IRS reporting
21. Update on website for ESD. <https://www.burnetcountytexas.org/page/esd.2> (Barclay)



BURNET COUNTY EMERGENCY SERVICES DISTRICT #2
P. O. BOX 249
BUCHANAN DAM, TEXAS 78609-0249

22. SAFE-D Conference is February 22-24, 2023, at the Irving Convention Center; registration is open. (Barclay)
23. Calendar of events for December 2023. (Barclay)
 - A. Approve Capital Expenditures, if applicable.
 - B. Discussion regarding upcoming Annual SAFE-D Meeting, February 22-24, 2024, Irving.
 - C. Discussion regarding upcoming Annual Audit.
 - D. File required report with Texas Department of Emergency Management by January 1, 2024 (Barclay)
 - E. Publish ESD Administrative Information in the Burnet Bulletin during January (Barclay)
24. Next meeting, at 7:00 p.m. on Thursday, December 21, 2023.
25. Adjourn

Sharon K. Barclay
President
Burnet County Emergency Service District No. 2
Burnet County, Texas

12:26 PM
11/06/23
Cash Basis

Burnet County Emergency Services District #2
Balance Sheet
As of October 31, 2023

	Oct 31, 23
ASSETS	
Current Assets	
Checking/Savings	
First State Bank of Burnet	25,734.82
FSB of Burnet-Sales Tax	102,978.28
Texas Class Invest - Reserve	364,658.69
Texas Class Invest - Sales Tax	102,095.53
Total Checking/Savings	595,467.32
Total Current Assets	595,467.32
TOTAL ASSETS	595,467.32
LIABILITIES & EQUITY	
Equity	
Unrestricted Net Assets	622,527.06
Net Income	-27,059.74
Total Equity	595,467.32
TOTAL LIABILITIES & EQUITY	595,467.32

12:45 PM
 11/06/23
 Cash Basis

**Burnet County Emergency Services District #2
 Profit & Loss Budget vs. Actual
 October 2023**

	Oct 23	Budget	\$ Over Budget
Income			
Government Contracts			
Local Government Contracts	625.77	405,437.67	-404,811.90
Sales Tax Revenue	7,724.75	100,000.00	-92,275.25
Total Government Contracts	8,350.52	505,437.67	-497,087.15
Interest Earned	29.55	90.00	-60.45
Investments			
Interest-Investments	2,196.62	12,000.00	-9,803.38
Total Investments	2,196.62	12,000.00	-9,803.38
Total Income	10,576.69	517,527.67	-506,950.98
Expense			
Capital Reserve	-30,301.38	238,975.19	-269,276.57
Contract Services			
Accounting Fees	0.00	9,500.00	-9,500.00
Cassie Volunteer Fire Dept	59,191.00	236,764.00	-177,573.00
CVFD-Capital Expenditures	6,634.81	6,000.00	634.81
Insurance-Liability & D.O.	1,409.00	2,595.00	-1,186.00
Insurance-Workers Compensation	400.00	454.25	-54.25
Legal Fees	200.00	5,000.00	-4,800.00
Outside Contract Services			
Burnet Co. Appraisal Dist.			
Tax Collection Legal Fees	103.00		
Burnet Co. Appraisal Dist. - Other	0.00	6,020.23	-6,020.23
Total Burnet Co. Appraisal Dist.	103.00	6,020.23	-5,917.23
Total Outside Contract Services	103.00	6,020.23	-5,917.23
Total Contract Services	67,937.81	266,333.48	-198,395.67
Operations			
Newspaper Advertisement	0.00	100.00	-100.00
Postage, Mail Service	0.00	244.00	-244.00
Total Operations	0.00	344.00	-344.00
Other Types of Expenses			
computer expense	0.00	1,000.00	-1,000.00
Memberships and Dues	0.00	275.00	-275.00
Total Other Types of Expenses	0.00	1,275.00	-1,275.00
Sales Tax Expenditures-Cap Exp	0.00	5,000.00	-5,000.00
Travel and Meetings			
Conference, Convention, Meeting	0.00	5,000.00	-5,000.00
Travel	0.00	600.00	-600.00
Total Travel and Meetings	0.00	5,600.00	-5,600.00
Total Expense	37,636.43	517,527.67	-479,891.24
Net Income	-27,059.74	0.00	-27,059.74

12:24 PM
 11/06/23
 Cash Basis

Burnet County Emergency Services District #2
Profit & Loss Detail
October 2023

Type	Date	Num	Name	Memo	Paid Amount
Income					
Government Contracts					
Local Government Contracts					
Deposit	10/05/2023	auto	Burnet County Appr...	9/16 - 9/30/23	625.77
Total Local Government Contracts					625.77
Sales Tax Revenue					
Deposit	10/13/2023	auto	Texas Comptroller	Sales Tax ending 10/10/23	7,724.75
Total Sales Tax Revenue					7,724.75
Total Government Contracts					8,350.52
Interest Earned					
Deposit	10/31/2023			Interest	21.23
Deposit	10/31/2023			Interest	8.32
Total Interest Earned					29.55
Investments					
Interest-Investments					
Deposit	10/31/2023			Interest	1,716.12
Deposit	10/31/2023			Interest	480.50
Total Interest-Investments					2,196.62
Total Investments					2,196.62
Total Income					10,576.69
Expense					
Capital Reserve					
Deposit	10/13/2023	auto	Cassie VFD	refund of funds unspent by FD fy 22/23	-30,301.38
Total Capital Reserve					-30,301.38
Contract Services					
Cassie Volunteer Fire Dept					
Check	10/13/2023	1513	Cassie VFD	1st quarter payment	59,191.00
Total Cassie Volunteer Fire Dept					59,191.00
CVFD-Capital Expenditures					
Check	10/19/2023	1517	Cassie VFD	6 tires for fire truck	6,634.81
Total CVFD-Capital Expenditures					6,634.81
Insurance-Liability & D.O.					
Check	10/19/2023	1516	VFIS of Texas	Commercial Liability Ins - 1 yr	1,409.00
Total Insurance-Liability & D.O.					1,409.00
Insurance-Workers Compensation					
Check	10/13/2023	1514	Texas Mutual Ins. ...	workers comp yearly premium	400.00
Total Insurance-Workers Compensation					400.00
Legal Fees					
Check	10/19/2023	1515	Burns Anderson Ju...	Martinez contract, Barclay president election	200.00
Total Legal Fees					200.00

12:24 PM
 11/06/23
 Cash Basis

Burnet County Emergency Services District #2
Profit & Loss Detail
 October 2023

Type	Date	Num	Name	Memo	Paid Amount
Outside Contract Services					
Burnet Co. Appraisal Dist.					
Tax Collection Legal Fees					
Deposit	10/05/2023	auto	Burnet County Appr...	9/16 - 9/30/23	103.00
Total Tax Collection Legal Fees					103.00
Total Burnet Co. Appraisal Dist.					103.00
Total Outside Contract Services					103.00
Total Contract Services					67,937.81
Total Expense					37,636.43
Net Income					-27,059.74

		Oct. 23- Sept 24	Oct. 23- Sept 24
		Approved 8/17/23	Proposed 11/9/23
Income			
	Government Contracts	\$405,437.67	\$405,437.67
	Sales Tax Revenue	\$100,000.00	\$100,000.00
	Interest Earned	\$90.00	\$90.00
	Investments - Interest Earned	\$12,000.00	\$12,000.00
	Total Income	\$517,527.67	\$517,527.67
Expense			
	Contract Services		
	Accounting Fees	\$9,500.00	\$9,500.00
	Cassie Volunteer Fire Dept	\$236,764.00	\$236,764.00
	CVFD-Capital Expenditures	\$6,000.00	\$6,000.00
	Insurance-Liability & D.O.	\$2,595.00	\$2,595.00
	Insurance-Workers Compensation	\$454.25	\$454.25
	Legal Fees	\$5,000.00	\$5,000.00
	BCAD Fees	\$6,020.23	\$6,020.23
	Total Contract Services	\$266,333.48	\$266,333.48
	Operations		
	Newspaper Advertisement	\$100.00	\$100.00
	Postage, Mail Service	\$244.00	\$244.00
	Total Operations	\$344.00	\$344.00
	Other Types of Expenses		
	Memberships and Dues	\$275.00	\$275.00
	Other Costs / Laptops/year subscriptic	\$1,000.00	\$1,000.00
	Total Other Types of Expenses	\$1,275.00	\$1,275.00
	Travel and Meetings		
	Conference, Convention, Meeting	\$5,000.00	\$5,000.00
	Travel	\$600.00	\$600.00
	Total Travel and Meetings	\$5,600.00	\$5,600.00
	Sales Tax Expenditures - Capital expense	\$5,000.00	\$5,000.00
	Total Expense	\$273,552.48	\$278,552.48
	Capital Reserve	\$243,975.19	\$238,975.19
Net Income		\$0.00	\$0.00

Cassie VFD/ Burnet ESD 2

Burnet, TX

This report was generated on 11/9/2023 9:08:09 AM



Incident Statistics

Zone(s): All Zones | Start Date: 10/01/2023 | End Date: 10/31/2023

INCIDENT COUNT			
INCIDENT TYPE		# INCIDENTS	
EMS		4	
FIRE		1	
TOTAL		5	
TOTAL TRANSPORTS (N2 and N3)			
APPARATUS	# of APPARATUS TRANSPORTS	# of PATIENT TRANSPORTS	TOTAL # of PATIENT CONTACTS
TOTAL			
PRE-INCIDENT VALUE		LOSSES	
\$0.00		\$0.00	
CO CHECKS			
TOTAL			
MUTUAL AID			
Aid Type	Total		
Aid Given	2		
OVERLAPPING CALLS			
# OVERLAPPING		% OVERLAPPING	
0		0	
LIGHTS AND SIREN - AVERAGE RESPONSE TIME (Dispatch to Arrival)			
Station	EMS	FIRE	
Cassie VFD-Elms Station	0:11:01		
AVERAGE FOR ALL CALLS		0:10:45	
LIGHTS AND SIREN - AVERAGE TURNOUT TIME (Dispatch to Enroute)			
Station	EMS	FIRE	
Cassie VFD-Elms Station	0:00:40		
AVERAGE FOR ALL CALLS		0:01:04	
AGENCY	AVERAGE TIME ON SCENE (MM:SS)		
Cassie VFD/ Burnet ESD 2	64:07		

Only Reviewed Incidents included. EMS for Incident counts includes only 300 to 399 Incident Types. All other incident types are counted as FIRE. CO Checks only includes Incident Types: 424, 736 and 734. # Apparatus Transports = # of incidents where apparatus transported. # Patient Transports = All patients transported by EMS. # Patient Contacts = # of PCR contacted by apparatus. This report now returns both NEMSIS 2 & 3 data as appropriate. For overlapping calls that span over multiple days, total per month will not equal Total count for year.



Cassie VFD/ Burnet ESD 2

Burnet, TX

This report was generated on 11/9/2023 9:08:46 AM



Incident Statistics

Zone(s): All Zones | Start Date: 01/01/2023 | End Date: 10/31/2023

INCIDENT COUNT			
INCIDENT TYPE		# INCIDENTS	
EMS		94	
FIRE		62	
TOTAL		156	
TOTAL TRANSPORTS (N2 and N3)			
APPARATUS	# of APPARATUS TRANSPORTS	# of PATIENT TRANSPORTS	TOTAL # of PATIENT CONTACTS
4490	0	0	2
C-60	0	0	35
TOTAL	0	0	37
PRE-INCIDENT VALUE		LOSSES	
\$443,659.00		\$443,659.00	
CO CHECKS			
TOTAL			
MUTUAL AID			
Aid Type		Total	
Aid Given		57	
Aid Received		6	
OVERLAPPING CALLS			
# OVERLAPPING		% OVERLAPPING	
6		3.85	
LIGHTS AND SIREN - AVERAGE RESPONSE TIME (Dispatch to Arrival)			
Station	EMS	FIRE	
Cassie VFD-Elms Station	0:07:34	0:18:22	
AVERAGE FOR ALL CALLS		0:10:36	
LIGHTS AND SIREN - AVERAGE TURNOUT TIME (Dispatch to Enroute)			
Station	EMS	FIRE	
Cassie VFD-Elms Station	0:01:28	0:03:25	
AVERAGE FOR ALL CALLS		0:01:54	
AGENCY	AVERAGE TIME ON SCENE (MM:SS)		
Cassie VFD/ Burnet ESD 2	60:17		

Only Reviewed Incidents included. EMS for Incident counts includes only 300 to 399 Incident Types. All other incident types are counted as FIRE. CO Checks only includes Incident Types: 424, 736 and 734. # Apparatus Transports = # of incidents where apparatus transported. # Patient Transports = All patients transported by EMS. # Patient Contacts = # of PCR contacted by apparatus. This report now returns both NEMSIS 2 & 3 data as appropriate. For overlapping calls that span over multiple days, total per month will not equal Total count for year.



Cassie VFD/ Burnet ESD 2

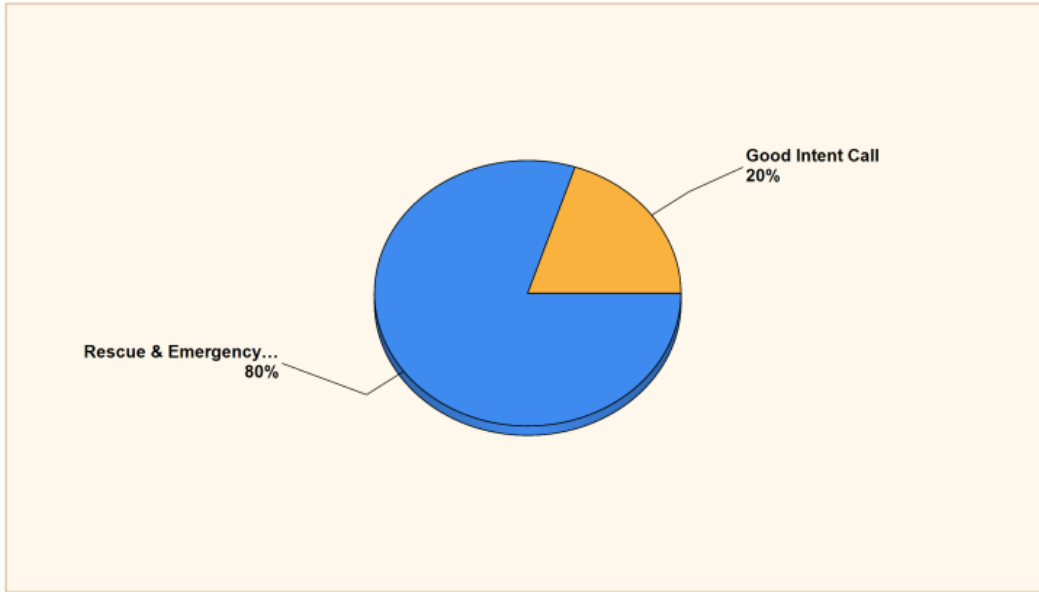
Burnet, TX

This report was generated on 11/9/2023 9:12:27 AM



Breakdown by Major Incident Types for Date Range

Zone(s): All Zones | Start Date: 10/01/2023 | End Date: 10/31/2023



MAJOR INCIDENT TYPE	# INCIDENTS	% of TOTAL
Rescue & Emergency Medical Service	4	80%
Good Intent Call	1	20%
TOTAL	5	100%

Detailed Breakdown by Incident Type		
INCIDENT TYPE	# INCIDENTS	% of TOTAL
321 - EMS call, excluding vehicle accident with injury	3	60%
322 - Motor vehicle accident with injuries	1	20%
611 - Dispatched & cancelled en route	1	20%
TOTAL INCIDENTS:	5	100%

Only REVIEWED and/or LOCKED IMPORTED incidents are included. Summary results for a major incident type are not displayed if the count is zero.



Cassie VFD/ Burnet ESD 2

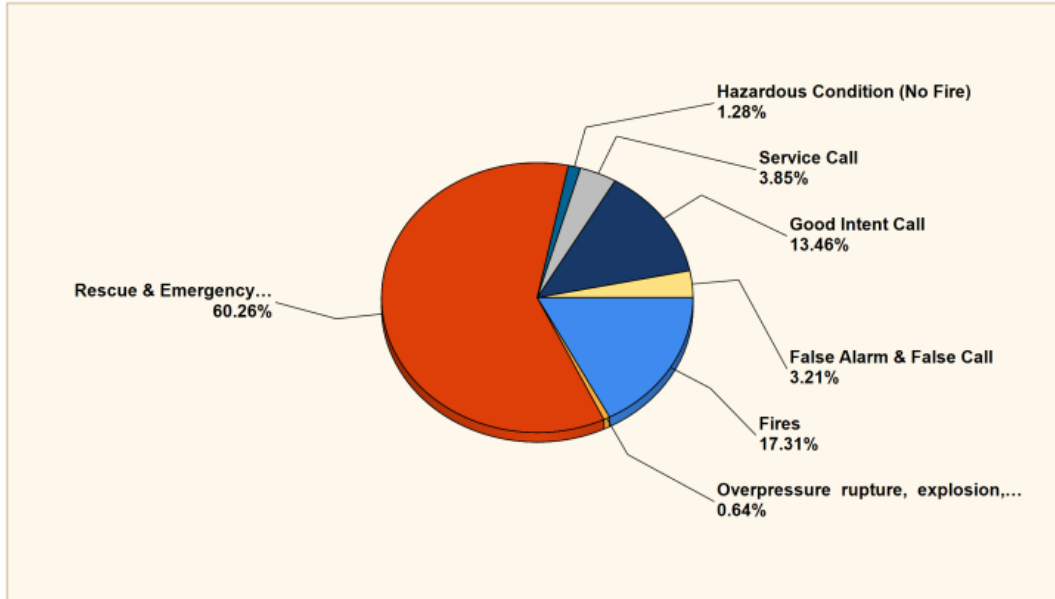
Burnet, TX

This report was generated on 11/9/2023 9:12:58 AM



Breakdown by Major Incident Types for Date Range

Zone(s): All Zones | Start Date: 01/01/2023 | End Date: 10/31/2023



MAJOR INCIDENT TYPE	# INCIDENTS	% of TOTAL
Fires	27	17.31%
Overpressure rupture, explosion, overheating - no fire	1	0.64%
Rescue & Emergency Medical Service	94	60.26%
Hazardous Condition (No Fire)	2	1.28%
Service Call	6	3.85%
Good Intent Call	21	13.46%
False Alarm & False Call	5	3.21%
TOTAL	156	100%

Only REVIEWED and/or LOCKED IMPORTED incidents are included. Summary results for a major incident type are not displayed if the count is zero.



Detailed Breakdown by Incident Type		
INCIDENT TYPE	# INCIDENTS	% of TOTAL
100 - Fire, other	1	0.64%
111 - Building fire	2	1.28%
118 - Trash or rubbish fire, contained	1	0.64%
121 - Fire in mobile home used as fixed residence	2	1.28%
131 - Passenger vehicle fire	1	0.64%
141 - Forest, woods or wildland fire	3	1.92%
142 - Brush or brush-and-grass mixture fire	6	3.85%
143 - Grass fire	11	7.05%
243 - Fireworks explosion (no fire)	1	0.64%
311 - Medical assist, assist EMS crew	11	7.05%
321 - EMS call, excluding vehicle accident with injury	60	38.46%
322 - Motor vehicle accident with injuries	11	7.05%
324 - Motor vehicle accident with no injuries.	4	2.56%
341 - Search for person on land	1	0.64%
342 - Search for person in water	2	1.28%
361 - Swimming/recreational water areas rescue	1	0.64%
365 - Watercraft rescue	4	2.56%
411 - Gasoline or other flammable liquid spill	1	0.64%
445 - Arcing, shorted electrical equipment	1	0.64%
500 - Service Call, other	1	0.64%
542 - Animal rescue	1	0.64%
551 - Assist police or other governmental agency	2	1.28%
561 - Unauthorized burning	1	0.64%
571 - Cover assignment, standby, moveup	1	0.64%
611 - Dispatched & cancelled en route	19	12.18%
622 - No incident found on arrival at dispatch address	1	0.64%
651 - Smoke scare, odor of smoke	1	0.64%
700 - False alarm or false call, other	3	1.92%
743 - Smoke detector activation, no fire - unintentional	2	1.28%
TOTAL INCIDENTS:	156	100%

Only REVIEWED and/or LOCKED IMPORTED incidents are included. Summary results for a major incident type are not displayed if the count is zero.

Cassie VFD/ Burnet ESD 2

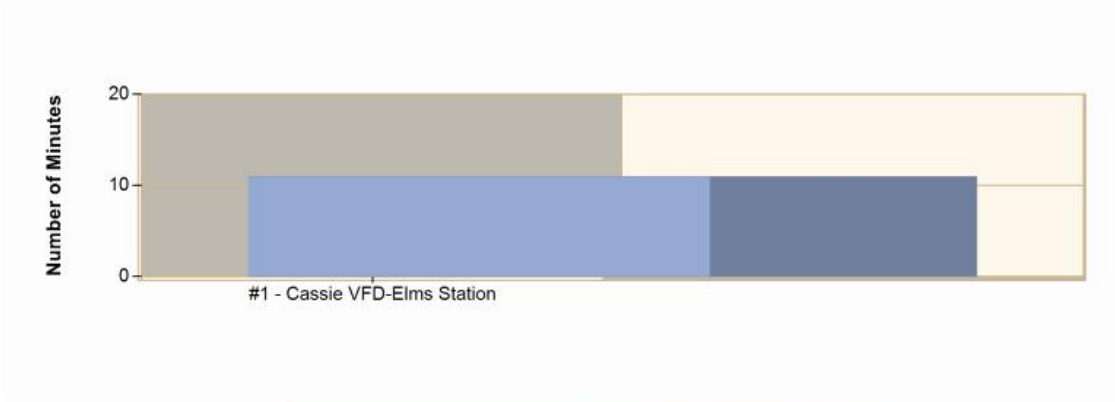
Burnet, TX

This report was generated on 11/9/2023 9:13:49 AM



Average Response Time per Station for Date Range

Start Date: 10/01/2023 | End Date: 10/31/2023



STATION	AVERAGE RESPONSE MM:SS (Dispatch to Arrived)
#1 - Cassie VFD-Elms Station	10:58

Average Response Time per Station for Date Range

Start Date: 01/01/2023 | End Date: 10/31/2023

STATION	AVERAGE RESPONSE MM:SS (Dispatch to Arrived)
#1 - Cassie VFD-Elms Station	9:32

AVERAGE RESPONSE TIME calculated from the average time difference between DISPATCH and ARRIVED times on Basic Info 4. Only REVIEWED incidents included.



emergencyreporting.com
Doc Id: 56
Page # 1 of 1

Cassie VFD/ Burnet ESD 2

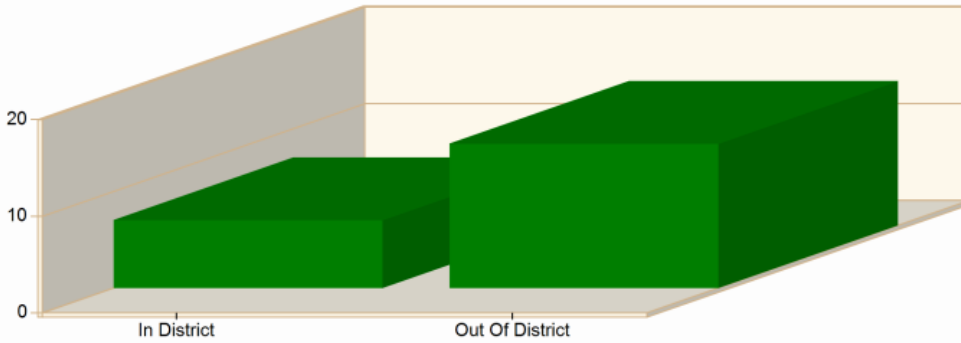
Burnet, TX

This report was generated on 11/9/2023 9:14:27 AM



Incident Average Response Time per Shift for Date Range

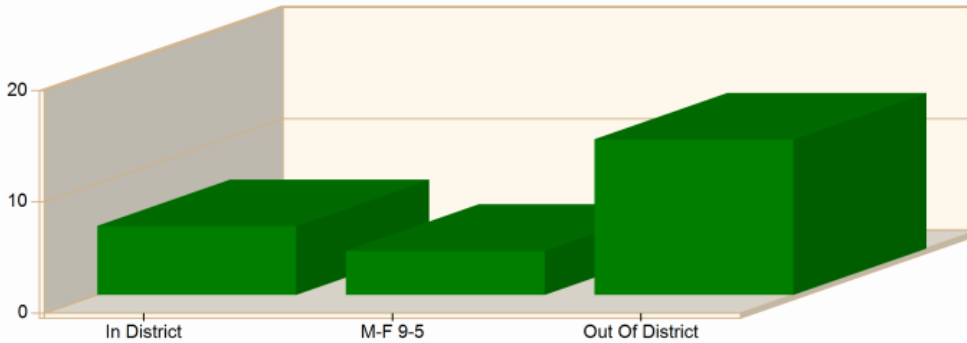
Start Date: 10/01/2023 | End Date: 10/31/2023



SHIFT	AVERAGE RESPONSE TIME (min) (Dispatch to Arrived)	CALLS
In District	7.01	2
Out Of District	14.93	2
Total Number of Calls:		4

Incident Average Response Time per Shift for Date Range

Start Date: 01/01/2023 | End Date: 10/31/2023



SHIFT	AVERAGE RESPONSE TIME (min) (Dispatch to Arrived)	CALLS
In District	6.17	63
M-F 9-5	3.95	31
Out Of District	13.96	47
Total Number of Calls:		141

Cassie VFD/ Burnet ESD 2

Burnet, TX

This report was generated on 11/9/2023 9:16:21 AM



Incidents per Zone for Date Range

Start Date: 10/01/2023 | End Date: 10/31/2023

INCIDENT NUMBER	INCIDENT TYPE	DATE	LOCATION	APPARATUS
ZONE: 01 - Cassie				
2023-2300152	321 - EMS call, excluding vehicle accident with injury	10/05/2023	613 S Chaparral	B-51
Total # Incidents for 01:				1
ZONE: 05 - Clear Creek				
2023-2300153	611 - Dispatched & cancelled en route	10/11/2023	314 Clear Creek DR	E-21
Total # Incidents for 05:				1
ZONE: 24 - Big Chief RV Park				
2023-2300156	321 - EMS call, excluding vehicle accident with injury	10/27/2023	1420 Fm 690	B-51,C-60
Total # Incidents for 24:				1
ZONE: 30 - OOD- Hoover Valley VFD				
2023-2300154	322 - Motor vehicle accident with injuries	10/16/2023	7700 Park Rd 4	B-50,C-60,E-20
2023-2300155	321 - EMS call, excluding vehicle accident with injury	10/23/2023	526 County Road 119A	B-51,C-60
Total # Incidents for 30:				2
TOTAL # INCIDENTS:				5

Only REVIEWED incidents included. Archived Zones cannot be unarchived.

 **EMERGENCY REPORTING**
emergencyreporting.com
Doc Id: 380
Page # 1 of 1

Cassie VFD/ Burnet ESD 2

Burnet, TX

This report was generated on 11/9/2023 9:17:02 AM



Incidents per Zone for Date Range

Start Date: 01/01/2023 | End Date: 10/31/2023

INCIDENT NUMBER	INCIDENT TYPE	DATE	LOCATION	APPARATUS
ZONE: 27 - OOD-ELBVFD				
2023-2300002	611 - Dispatched & cancelled en route	01/12/2023	10000 FM 2341	C-60
2023-2300007	551 - Assist police or other governmental agency	01/20/2023	200 Loma Vista	C-60
2023-2300083	611 - Dispatched & cancelled en route	06/18/2023	RR 2341	B-51
2023-2300100	111 - Building fire	07/17/2023	1404 CR 130	C-60,E-21,T-40
2023-2300104	131 - Passenger vehicle fire	07/25/2023	202 POINT LOOP	B-50,E-21
2023-2300106	611 - Dispatched & cancelled en route	07/30/2023	cr 138	C-60,E-21,RB-30
2023-2300127	651 - Smoke scare, odor of smoke	08/25/2023	rr 2341	B-50,B-51,T-40
2023-2300133	142 - Brush or brush-and-grass mixture fire	09/01/2023	10820 RR 2341	B-50,C-60,T-40

Total # Incidents for 27: 8

ZONE: 28 - OOD- Burnet VFD				
2023-2300017	611 - Dispatched & cancelled en route	02/06/2023	3175 CR 101	B-51,T-40
2023-2300026	321 - EMS call, excluding vehicle accident with injury	03/04/2023	6161 W Sh 29	C-60
2023-2300031	142 - Brush or brush-and-grass mixture fire	03/22/2023	3200 S US 281	B-50,B-51,T-40
2023-2300060	311 - Medical assist, assist EMS crew	05/10/2023	701 ROCKY HOLLOW DR	C-60
2023-2300092	611 - Dispatched & cancelled en route	07/05/2023	8400 S Hwy 281	B-51,T-40
2023-2300122	611 - Dispatched & cancelled en route	08/20/2023	4600 CR 110	B-51,T-40

Total # Incidents for 28: 6

ZONE: 29 - OOD- CI Burnet FD				
2023-2300013	611 - Dispatched & cancelled en route	01/31/2023	700 POSSUM TROT	T-40
2023-2300112	141 - Forest, woods or wildland fire	08/02/2023	243 WANDERING OAK CIR	B-50,B-51,E-21
2023-2300113	141 - Forest, woods or wildland fire	08/03/2023	243 wandering oak CIR	T-40
2023-2300143	143 - Grass fire	09/08/2023	1900 E polk	B-51

Total # Incidents for 29: 4

ZONE: 30 - OOD- Hoover Valley VFD				
2023-2300006	611 - Dispatched & cancelled en route	01/19/2023	104 BLACK OAK LN	C-60
2023-2300022	311 - Medical assist, assist EMS crew	02/20/2023	6211 Park Rd 4	B-50,C-60
2023-2300023	324 - Motor vehicle accident with no injuries.	02/22/2023	6409 CR 116	C-60
2023-2300030	311 - Medical assist, assist EMS crew	03/21/2023	201 CR 134	C-60
2023-2300036	311 - Medical assist, assist EMS crew	03/31/2023	219 CR 118A	C-60
2023-2300041	561 - Unauthorized burning	04/04/2023	700 Apache dr	B-50
2023-2300058	445 - Arcing, shorted electrical equipment	05/09/2023	5900 FM 3509	E-21
2023-2300062	322 - Motor vehicle accident with injuries	05/11/2023	6704 Park Rd 4	B-51,C-60,E-20
2023-2300064	611 - Dispatched & cancelled en route	05/12/2023	930 Iroquois DR	4490

Only REVIEWED incidents included. Archived Zones cannot be unarchived.



INCIDENT NUMBER	INCIDENT TYPE	DATE	LOCATION	APPARATUS
2023-2300074	322 - Motor vehicle accident with injuries	05/31/2023	6400 CR 116	C-60
2023-2300075	321 - EMS call, excluding vehicle accident with injury	06/01/2023	140 LOST TRL	B-51,C-60
2023-2300079	142 - Brush or brush-and-grass mixture fire	06/10/2023	260 CROWN LN	B-51,C-60,UTV31
2023-2300081	611 - Dispatched & cancelled en route	06/15/2023	335 shoals PKY	4490
2023-2300096	121 - Fire in mobile home used as fixed residence	07/11/2023	1024 SENECA DR	E-21,T-40
2023-2300097	321 - EMS call, excluding vehicle accident with injury	07/11/2023	2131 LEGENDS PKY	E-21
2023-2300099	121 - Fire in mobile home used as fixed residence	07/16/2023	933 CR 118	E-20,E-21
2023-2300103	321 - EMS call, excluding vehicle accident with injury	07/24/2023	1002 IROQUOIS DR	B-50,C-60
2023-2300108	341 - Search for person on land	07/31/2023	3630 Park Rd 4	B-50,B-51,C-60,UTV31
2023-2300115	118 - Trash or rubbish fire, contained	08/07/2023	100 log country CV	E-21
2023-2300120	611 - Dispatched & cancelled en route	08/19/2023	110 cr 119A	C-60
2023-2300137	143 - Grass fire	09/05/2023	148 LOST TRL	B-50,T-40
2023-2300140	143 - Grass fire	09/07/2023	148 Boutillier	B-51,C-60,T-40
2023-2300144	143 - Grass fire	09/10/2023	7601 PR 4 S	B-50,B-51,T-40
2023-2300151	611 - Dispatched & cancelled en route	09/25/2023	Park Rd 4	C-60
2023-2300154	322 - Motor vehicle accident with injuries	10/16/2023	7700 Park Rd 4	B-50,C-60,E-20
2023-2300155	321 - EMS call, excluding vehicle accident with injury	10/23/2023	526 County Road 119A	B-51,C-60

Total # Incidents for 30: 26

ZONE: 31 - OOD- Oakalla VFD

2023-2300119	143 - Grass fire	08/17/2023	1821 CR 219	B-51,T-40
2023-2300142	142 - Brush or brush-and-grass mixture fire	09/08/2023	16900 S Hwy 183	B-50,T-40

Total # Incidents for 31: 2

ZONE: 36 - OOD- Spicewood VFD

2023-2300001	611 - Dispatched & cancelled en route	01/04/2023	4323 E SH 71	B-51,T-40
2023-2300024	143 - Grass fire	02/23/2023	200 cedar mountain DR	B-50,T-40

Total # Incidents for 36: 2

ZONE: 37 - OODOC- Llano County Buchanan Dam VFD

2023-2300042	322 - Motor vehicle accident with injuries	04/10/2023	W Sh 29	C-60,E-20
2023-2300084	361 - Swimming/recreational water areas rescue	06/19/2023	206 Forest DR	C-60
2023-2300101	142 - Brush or brush-and-grass mixture fire	07/23/2023	CR 301	B-51,C-60,T-40
2023-2300117	342 - Search for person in water	08/11/2023	760 cr 225	B-51,C-60,RB-30
2023-2300126	322 - Motor vehicle accident with injuries	08/22/2023	2400 RR 261	E-20

Total # Incidents for 37: 5

ZONE: 39 - OOCOOD- LLANO COUNTY TOW VFD

2023-2300070	342 - Search for person in water	05/20/2023	1510 parkway	C-60,RB-30
2023-2300125	143 - Grass fire	08/22/2023	618 Tow TRL	B-51,T-40

Only REVIEWED incidents included. Archived Zones cannot be unarchived.



INCIDENT NUMBER	INCIDENT TYPE	DATE	LOCATION	APPARATUS
2023-2300128	611 - Dispatched & cancelled en route	08/27/2023	30.834932	RB-30

Total # Incidents for 39: 3

ZONE: 44 - OOCOOD- LLANO VFD				
2023-2300098	141 - Forest, woods or wildland fire	07/13/2023	11451 E SH 71	B-51,T-40

Total # Incidents for 44: 1

TOTAL # INCIDENTS: 57

Only REVIEWED incidents included. Archived Zones cannot be unarchived.

7:11 PM
 11/14/23
 Cash Basis

Cassie Volunteer Fire Department
Balance Sheet
 As of October 31, 2023

	Oct 31, 23
ASSETS	
Current Assets	
Checking/Savings	
1010 · CASSIE VFD-ESD2	46,350.15
Total Checking/Savings	46,350.15
Total Current Assets	46,350.15
Fixed Assets	
1410 · Land	13,820.69
1420 · Furniture & Fixtures	10,438.09
1430 · Vehicles & Equipment	1,189,560.79
1440 · EMS Equipment	5,037.56
1450 · Communication Equipment	103,956.55
1460 · Buildings	123,895.61
1510 · Accumulated Depreciation	-1,058,463.72
Total Fixed Assets	388,245.57
Other Assets	
1090 · Transfers (In/Out)	70,000.00
Total Other Assets	70,000.00
TOTAL ASSETS	504,595.72
LIABILITIES & EQUITY	
Liabilities	
Current Liabilities	
Other Current Liabilities	
2010 · Employer & Emp. Payroll Tax	1,259.01
Total Other Current Liabilities	1,259.01
Total Current Liabilities	1,259.01
Total Liabilities	1,259.01
Equity	
3010 · Unrestricted Net Assets-Ret.Ern	469,600.34
Net Income	33,736.37
Total Equity	503,336.71
TOTAL LIABILITIES & EQUITY	504,595.72

7:24 PM
 11/14/23
 Cash Basis

**Cassie Volunteer Fire Department
 Profit & Loss Budget vs. Actual
 October 2023**

	Oct 23	Budget	\$ Over Budget
Income			
4000 · Income			
4005 · ESD payments	59,191.00	236,764.00	-177,573.00
4095 · ESD Pymts-Capital Expenditures	6,634.81	6,000.00	634.81
Total 4000 · Income	65,825.81	242,764.00	-176,938.19
Total Income	65,825.81	242,764.00	-176,938.19
Expense			
5000 · ADMINISTRATIVE			
5005 · Accounting	0.00	2,000.00	-2,000.00
5010 · Legal Services	0.00	100.00	-100.00
5015 · Meetings	0.00	300.00	-300.00
5020 · Office Equipment/Maint.	0.00	258.00	-258.00
5025 · Office Supplies	0.00	1,000.00	-1,000.00
5030 · Printer Supplies	0.00	300.00	-300.00
5035 · Shipping/Postage/PO Box Rental	0.00	150.00	-150.00
5040 · Subscrptn/Dues/Membrshp/RecMgmt	358.00	6,000.00	-5,642.00
5042 · Record Mgmt Systems-ER,PC,CAD	1,420.00	5,500.00	-4,080.00
5045 · Travel Allowance	0.00	100.00	-100.00
5050 · Uniforms (Caps and Shirts)	0.00	2,000.00	-2,000.00
5055 · Printing Services	0.00	100.00	-100.00
5060 · Banking/SftyDepBox/Chks/BkgdCks	0.00	100.00	-100.00
5070 · Replen Petty Cash/Toll Charges	0.00	350.00	-350.00
5076 · RECRUITMENT & RETENTION	4,900.00	10,200.00	-5,300.00
Total 5000 · ADMINISTRATIVE	6,678.00	28,458.00	-21,780.00
5200 · PAID POSITION			
5205 · Base Salary	4,846.16	63,000.00	-58,153.84
5215 · CVFD SS & Medicare Tax Match	370.74	4,819.50	-4,448.76
Total 5200 · PAID POSITION	5,216.90	67,819.50	-62,602.60
5300 · BUILDING AND GROUNDS			
5305 · Botanical Supplies	0.00	50.50	-50.50
5310 · Janitorial Supplies	0.00	200.00	-200.00
5320 · Repairs and Maintenance	0.00	2,000.00	-2,000.00
5325 · Furn&YardEquip Repl/Rep/New	0.00	2,000.00	-2,000.00
5330 · Electrical Service	295.42	4,200.00	-3,904.58
5335 · Telephone Service	250.29	6,600.00	-6,349.71
Total 5300 · BUILDING AND GROUNDS	545.71	15,050.50	-14,504.79
5600 · COMMUNICATIONS			
5605 · Batteries, Clips, Acc.	0.00	500.00	-500.00
5615 · Non-Warranty Repair	0.00	300.00	-300.00
5620 · Digital Radio and Pagers	0.00	500.00	-500.00
Total 5600 · COMMUNICATIONS	0.00	1,300.00	-1,300.00
6600 · INSURANCE			
6605 · Building and Property	0.00	5,800.00	-5,800.00
6610 · Vehicle	0.00	12,355.00	-12,355.00
6615 · Personnel Coverage	13,171.00	16,100.00	-2,929.00
Total 6600 · INSURANCE	13,171.00	34,255.00	-21,084.00

7:24 PM
 11/14/23
 Cash Basis

**Cassie Volunteer Fire Department
 Profit & Loss Budget vs. Actual
 October 2023**

	Oct 23	Budget	\$ Over Budget
7000 · OPERATIONS			
7007 · CAD-Computer Aided Dispatch	0.00	5,800.00	-5,800.00
7010 · Fuel-Vehicle and Equipment	0.00	250.00	-250.00
7012 · Fuelman-Vehicles & Equipment	1,018.55	16,000.00	-14,981.45
7015 · Equipment Maint/Repr-Vendor	0.00	500.00	-500.00
7020 · Fire Extinguisher Test/Repr	0.00	300.00	-300.00
7025 · Fire Suppressant Supplies	0.00	5,000.00	-5,000.00
7030 · First Responder Supplies	0.00	4,500.00	-4,500.00
7035 · Ladder, Pump & Hose Testing	0.00	4,000.00	-4,000.00
7040 · Minor Tools	0.00	150.00	-150.00
7045 · Veh/Epmt Lights-Decals-Safety	0.00	100.00	-100.00
7050 · Personal Protect Equip-PPE	0.00	4,000.00	-4,000.00
7055 · PPE Testing/Cleaning/Repair	0.00	500.00	-500.00
7057 · Operations - Radio Service Fee	5,459.28	5,570.00	-110.72
7060 · Rehabilitation Supplies	0.00	500.00	-500.00
7065 · Rescue Equipment Maint/Repr	0.00	250.00	-250.00
7070 · SCBA Testing/Hydro/FaceMsk/Pack	0.00	2,500.00	-2,500.00
7072 · SCBA MAINTENANCE & REPAIR	0.00	500.00	-500.00
7075 · State Veh Safety Inspec&Regist	0.00	150.00	-150.00
7080 · Vehicle Maintenance/Repair	0.00	2,000.00	-2,000.00
7085 · Vehicle Maint/Repr(Vendor)	0.00	16,000.00	-16,000.00
7090 · Equipmt Replmt(Fire Fightg)	0.00	1,750.00	-1,750.00
7095 · Fire Fighting Equipmt - NEW	0.00	2,500.00	-2,500.00
7096 · FIRE FIGHTING EQUIPMENT-MAINTEN	0.00	1,007.00	-1,007.00
7100 · Rescue Equipment - NEW	0.00	1,000.00	-1,000.00
7105 · Rescue Equipment - REPLMNT	0.00	200.00	-200.00
Total 7000 · OPERATIONS	6,477.83	75,027.00	-68,549.17
8000 · TRAINING			
8005 · AED, CPR, First Aid	0.00	454.00	-454.00
8020 · Training -VENDOR	0.00	7,000.00	-7,000.00
8022 · Training-Certification&Testing	0.00	1,000.00	-1,000.00
8025 · Per Diem Travel/Lodging	0.00	4,000.00	-4,000.00
8030 · Wildland	0.00	500.00	-500.00
8035 · Educational Supplies	0.00	600.00	-600.00
Total 8000 · TRAINING	0.00	13,554.00	-13,554.00
9000 · PUBLIC RELATIONS			
9005 · Educational Supplies	0.00	100.00	-100.00
9010 · Public Eductn/Relatn/Apprtn	0.00	500.00	-500.00
9015 · Shipping and Postage	0.00	100.00	-100.00
9020 · Printing	0.00	100.00	-100.00
9025 · Recognition/Thank You	0.00	500.00	-500.00
Total 9000 · PUBLIC RELATIONS	0.00	1,300.00	-1,300.00
9500 · CAPITAL EXPENDITURES			
9523 · Tires- 6 New Tires for E2-4421	0.00	6,000.00	-6,000.00
Total 9500 · CAPITAL EXPENDITURES	0.00	6,000.00	-6,000.00
Total Expense	32,089.44	242,764.00	-210,674.56
Net Income	33,736.37	0.00	33,736.37

7:20 PM
 11/14/23
 Cash Basis

**Cassie Volunteer Fire Department
 Profit & Loss by Class
 October 2023**

	ESD	ESDC	FDE	TOTAL
Income				
4000 · Income				
4005 · ESD payments	41,136.12	0.00	18,054.88	59,191.00
4095 · ESD Pymts-Capital Expenditures	0.00	6,634.81	0.00	6,634.81
Total 4000 · Income	41,136.12	6,634.81	18,054.88	65,825.81
Total Income	41,136.12	6,634.81	18,054.88	65,825.81
Expense				
5000 · ADMINISTRATIVE				
5040 · Subscrptn/Dues/Membrshp/RecMgmt	358.00	0.00	0.00	358.00
5042 · Record Mgmt Systems-ER,PC,CAD	1,420.00	0.00	0.00	1,420.00
5076 · RECRUITMENT & RETENTION	4,900.00	0.00	0.00	4,900.00
Total 5000 · ADMINISTRATIVE	6,678.00	0.00	0.00	6,678.00
5200 · PAID POSITION				
5205 · Base Salary	0.00	0.00	4,846.16	4,846.16
5215 · CVFD SS & Medicare Tax Match	0.00	0.00	370.74	370.74
Total 5200 · PAID POSITION	0.00	0.00	5,216.90	5,216.90
5300 · BUILDING AND GROUNDS				
5330 · Electrical Service	295.42	0.00	0.00	295.42
5335 · Telephone Service	250.29	0.00	0.00	250.29
Total 5300 · BUILDING AND GROUNDS	545.71	0.00	0.00	545.71
6600 · INSURANCE				
6615 · Personnel Coverage	13,171.00	0.00	0.00	13,171.00
Total 6600 · INSURANCE	13,171.00	0.00	0.00	13,171.00
7000 · OPERATIONS				
7012 · Fuelman-Vehicles & Equipment	1,018.55	0.00	0.00	1,018.55
7057 · Operations - Radio Service Fee	5,459.28	0.00	0.00	5,459.28
Total 7000 · OPERATIONS	6,477.83	0.00	0.00	6,477.83
Total Expense	26,872.54	0.00	5,216.90	32,089.44
Net Income	14,263.58	6,634.81	12,837.98	33,736.37

7:15 PM
 11/14/23
 Cash Basis

**Cassie Volunteer Fire Department
 Profit & Loss Detail
 October 2023**

Date	Name	Memo	Class	Paid Amount
Income				
4000 - Income				
4005 - ESD payments				
10/13/2023	Burnet County ESD2	1st qtr installment for fire protection services for period 1...	ESD	41,136.12
10/13/2023	Burnet County ESD2	1st qtr installment for salary and taxes emplr and emplr f...	FDE	18,054.88
Total 4005 - ESD payments				59,191.00
4095 - ESD Pymts-Capital Expenditures				
10/19/2023	BCESD#2	For 6 new tires be purchased and installed on E2-#4421	ESDC	6,634.81
Total 4095 - ESD Pymts-Capital Expenditures				6,634.81
Total 4000 - Income				65,825.81
Total Income				65,825.81
Expense				
5000 - ADMINISTRATIVE				
5040 - Subscrptn/Dues/Membrshp/RecMgmt				
10/16/2023	Chase Card Services	YMCA-October membership for Rivera-single adult	ESD	38.00
10/16/2023	Chase Card Services	YMCA -October membership for Curtis-family	ESD	65.00
10/16/2023	Chase Card Services	YMCA-October membership for Dupont-couple	ESD	55.00
10/16/2023	Chase Card Services	YMCA-October membership for Herwig-senior couple	ESD	40.00
10/16/2023	Chase Card Services	YMCA-October membership for Lee-senior couple	ESD	40.00
10/16/2023	Chase Card Services	YMCA-October membership for Sanchez-couple	ESD	55.00
10/16/2023	Chase Card Services	YMCA-October membership for Kelley-family	ESD	65.00
Total 5040 - Subscrptn/Dues/Membrshp/RecMgmt				358.00
5042 - Record Mgmt Systems-ER,PC,CAD				
10/02/2023	ESO	ER Fire Package-Inv# ESO-119320-Emergency Reportin...	ESD	1,420.00
Total 5042 - Record Mgmt Systems-ER,PC,CAD				1,420.00
5076 - RECRUITMENT & RETENTION				
10/18/2023	Laura L. Schneider	Wrote and cashed check for stipend for CVFD members ...	ESD	4,900.00
Total 5076 - RECRUITMENT & RETENTION				4,900.00
Total 5000 - ADMINISTRATIVE				6,678.00
5200 - PAID POSITION				
5205 - Base Salary				
10/03/2023	Derrick R Curtis	Salary-Payroll for period ending 10-6-2023	FDE	2,423.08
10/16/2023	Derrick R Curtis	Salary-Payroll for period ending 10-20-2023	FDE	2,423.08
Total 5205 - Base Salary				4,846.16
5215 - CVFD SS & Medicare Tax Match				
10/03/2023	Derrick R Curtis	Employer Social Security & Medicare	FDE	185.37
10/16/2023	Derrick R Curtis	Employer Social Security & Medicare	FDE	185.37
Total 5215 - CVFD SS & Medicare Tax Match				370.74
Total 5200 - PAID POSITION				5,216.90
5300 - BUILDING AND GROUNDS				
5330 - Electrical Service				
10/15/2023	PEC	Acct#3000098825-service for period 8-21-2023--9-21-2023	ESD	295.42
Total 5330 - Electrical Service				295.42
5335 - Telephone Service				
10/16/2023	Chase Card Services	VZWRLSS-station phone and ipads in vehicles cell servi...	ESD	250.29
Total 5335 - Telephone Service				250.29
Total 5300 - BUILDING AND GROUNDS				545.71

7:15 PM
 11/14/23
 Cash Basis

**Cassie Volunteer Fire Department
 Profit & Loss Detail
 October 2023**

Date	Name	Memo	Class	Paid Amount
6600 · INSURANCE				
6615 · Personnel Coverage				
10/16/2023	Voided	Voided-Made mistake in writing the amount of the check ...	ESD	0.00
10/16/2023	VFIS of Texas	Inv#8996--Acct# CASSVFD-01--Item #43918 Accident a...	ESD	1,103.00
10/16/2023	Texas Mutual Ins. Co.	Quote#Q004686663-Worker's Compensation Insurance f...	ESD	12,068.00
Total 6615 · Personnel Coverage				13,171.00
Total 6600 · INSURANCE				13,171.00
7000 · OPERATIONS				
7012 · Fuelman-Vehicles & Equipment				
10/16/2023	Fuelman	9-1-23--4460-Fire East Lake VFD	ESD	58.72
10/16/2023	Fuelman	9-7-23-4460--4-EMS,,2-Fire	ESD	34.33
10/16/2023	Fuelman	9-12-23--4460--5 Fire, 1 EMS	ESD	66.98
10/16/2023	Fuelman	9-18-23--4460--3 EMS, 1 Fire	ESD	63.74
10/16/2023	Fuelman	9-27-23--4460--2 EMS, 1 Auto	ESD	65.26
10/16/2023	Fuelman	9-1-23--Pump 4450--Fire ELVFD #23-00133	ESD	15.61
10/16/2023	Fuelman	9-12-23--Pump 4450-Fire Burnet #23-00143	ESD	13.32
10/16/2023	Fuelman	9-5-23-Pump 4451-Fire EL #23-00133	ESD	12.57
10/16/2023	Fuelman	9-8-23--Pump 4451-Fire #23-00143	ESD	8.92
10/16/2023	Fuelman	9-8-23--4420--Fire 612 N. Chaparral #23-00141	ESD	82.16
10/16/2023	Fuelman	9-5-23--4421--reglar fill up	ESD	49.49
10/16/2023	Fuelman	9-8-23--4421--Fire #23-00141	ESD	73.57
10/16/2023	Fuelman	9-5-23--4440-Fire #23-00137	ESD	74.46
10/16/2023	Fuelman	9-8-23--4440--#23-00141	ESD	43.79
10/16/2023	Fuelman	9-8-23--4440--#23-00142-Fire-16900 Block of S183	ESD	72.69
10/16/2023	Fuelman	9-12-23--4440--Regular fill up	ESD	34.68
10/16/2023	Fuelman	9-1-23--4450--Fire #23-00133	ESD	62.00
10/16/2023	Fuelman	9-12-23--4450--Regular fill up	ESD	85.42
10/16/2023	Fuelman	9-5-23--4451--Regular fill up and EMS calls	ESD	58.44
10/16/2023	Fuelman	9-8-23--4451--#23-00143 and Regular fill up	ESD	42.40
Total 7012 · Fuelman-Vehicles & Equipment				1,018.55
7057 · Operations - Radio Service Fee				
10/02/2023	Burnet County Treas...	Inv# FY24-1--Western Regional Radio Services based u...	ESD	5,459.28
Total 7057 · Operations - Radio Service Fee				5,459.28
Total 7000 · OPERATIONS				6,477.83
Total Expense				32,089.44
Net Income				33,736.37

6:34 PM
11/14/23
Cash Basis

Cassie Volunteer Fire Dept. & EMS
Balance Sheet
As of October 31, 2023

	Oct 31, 23
ASSETS	
Current Assets	
Checking/Savings	
1010 · FSB of Burnet - 68007	116,730.40
Total Checking/Savings	116,730.40
Total Current Assets	116,730.40
Other Assets	
1090 · Transfers (In/Out)	-70,000.00
Total Other Assets	-70,000.00
TOTAL ASSETS	46,730.40
LIABILITIES & EQUITY	
Equity	
3010 · Unrestricted Net Assets	48,297.40
Net Income	-1,567.00
Total Equity	46,730.40
TOTAL LIABILITIES & EQUITY	46,730.40

6:40 PM
 11/14/23
 Cash Basis

Cassie Volunteer Fire Dept. & EMS
Profit & Loss Detail
 October 2023

Date	Name	Memo	Class	Paid Amount
Income				
Expense				
5300 · BUILDINGS AND GROUNDS				
5325 · Furn/Equip-Repl/Rep/New				
10/20/2023	Consolidated Water	Inv#2610--for 3 CF PH Unit to help remove limeand...	FD	1,567.00
Total 5325 · Furn/Equip-Repl/Rep/New				1,567.00
Total 5300 · BUILDINGS AND GROUNDS				1,567.00
Total Expense				1,567.00
Net Income				-1,567.00

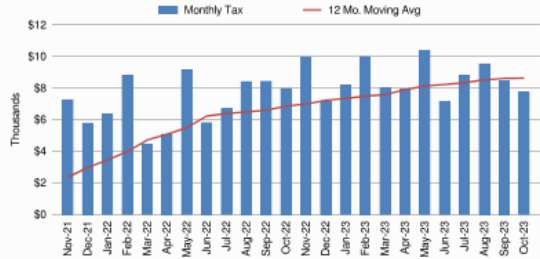
HdL Companies
SALES TAX SNAPSHOT
 Burnet Co ESD 2

Oct-23

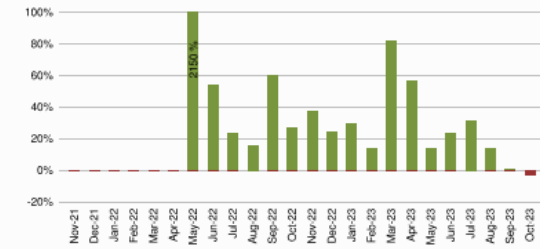
Sales Tax Net Payments

FY Mo.	FY2023	FY2024	YoY % Change
Oct	\$ 7,965	\$ 7,725	-3.0%
Nov	\$ 9,955		
Dec	\$ 7,155		
Jan	\$ 8,190		
Feb	\$ 9,980		
Mar	\$ 8,004		
Apr	\$ 7,909		
May	\$ 10,373		
Jun	\$ 7,142		
Jul	\$ 8,779		
Aug	\$ 9,518		
Sep	\$ 8,457		
FYTD	\$ 7,965	\$ 7,725	-3.0%
FY Total	\$ 103,428		

Sales Tax Net Payments Trend



Sales Tax Net Payments Change - YoY



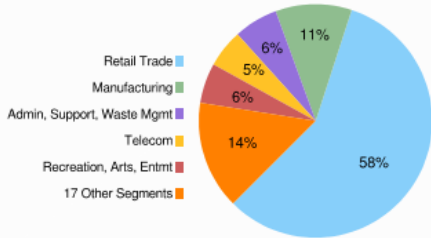
Top 10 Taxpayers

Rank	Company	FYTD Collections	% Total
1	AMAZON.COM SERVICES INC (MARKETPLACE)		
2	SMS BUCHANAN BUSINESS INC		
3	BUCHANAN SEPTIC TANKS INC.		
4	AMAZON.COM SERVICES LLC		
5	UTOPIAFEST LLC		
6	JIM EACHUS		
7	MARK W MARDIS		
8	REVELLE PEAK RANCH SOLUTIONS LLC		
9	REVELLE PEAK RANCH L.L.C.		
10	APPLE INC.		
Top 10 Companies		\$ 5,218	66.3%
840 Other Large Companies		\$ 2,322	29.5%
Small Companies/Other		\$ 244	3.1%
Single Local Tax Rate (SLT)		\$ 83	1.1%
Total		\$ 7,868	100.0%

Industry Segment Collections Trend - YoY % Chg

SEGMENT	May	Jun	Jul	Aug	Sep	Oct
Retail Trade	-11.6%	11.7%	15.2%	-12.6%	10.6%	-13.0%
Manufacturing	821.1%	244.7%	210.3%	297.9%	-34.1%	104.4%
Recreation, Arts, Entmt	181.7%	8.7%	319.7%	53.0%	-59.5%	-70.3%
Admin, Support, Waste Mgmt	72.9%	-16.0%	91.2%	-5.6%	20.5%	-12.9%
Telecom	-29.7%	50.4%	40.7%	5.3%	105.8%	42.9%
All Others	-10.9%	-32.1%	-20.8%	15.5%	-28.5%	-56.1%
Total Collections	13.1%	23.6%	31.7%	13.1%	0.3%	-3.1%

Sales Tax Collections by Industry Segment



© 2023 All Rights Reserved

Data Source: Texas Comptroller of Public Accounts



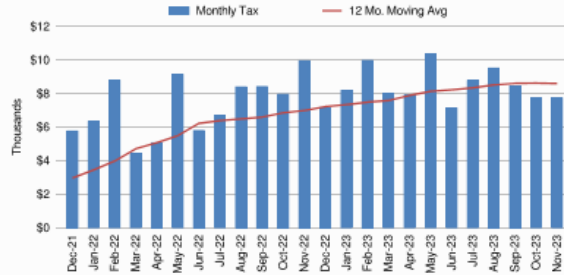
HdL Companies
SALES TAX SNAPSHOT
 Burnet Co ESD 2

Nov-23

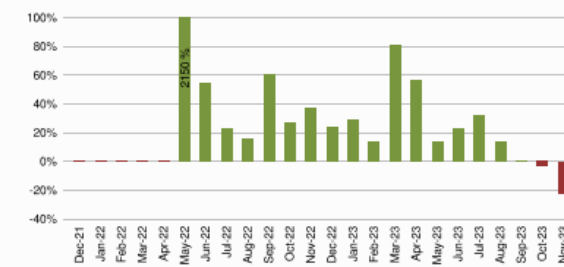
Sales Tax Net Payments

FY Mo.	FY2023	FY2024	YoY % Change
Oct	\$ 7,965	\$ 7,725	-3.0%
Nov	\$ 9,955	\$ 7,743	-22.2%
Dec	\$ 7,155		
Jan	\$ 8,190		
Feb	\$ 9,980		
Mar	\$ 8,004		
Apr	\$ 7,909		
May	\$ 10,373		
Jun	\$ 7,142		
Jul	\$ 8,779		
Aug	\$ 9,518		
Sep	\$ 8,457		
FYTD	\$ 17,921	\$ 15,467	-13.7%
FY Total	\$ 103,428		

Sales Tax Net Payments Trend



Sales Tax Net Payments Change - YoY



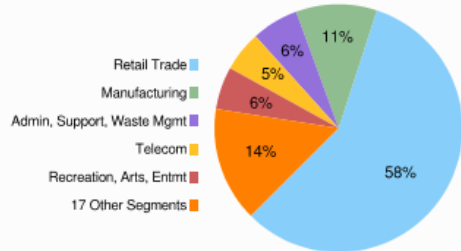
Top 10 Taxpayers

Rank	Company	FYTD Collections	% Total
1	AMAZON.COM SERVICES INC (MARKETPLACE)		
2	SMS BUCHANAN BUSINESS INC		
3	BUCHANAN SEPTIC TANKS INC.		
4	AMAZON.COM SERVICES LLC		
5	UTOPIAFEST LLC		
6	JIM EACHUS		
7	REVELLE PEAK RANCH SOLUTIONS LLC		
8	MARK W MARDIS		
9	REVELLE PEAK RANCH L.L.C.		
10	PEDERNALES ELECTRIC COOPERATIVE INC.		
Top 10 Companies	\$	10,077	63.9%
874 Other Large Companies	\$	4,797	30.4%
Small Companies/Other	\$	741	4.7%
Single Local Tax Rate (SLT)	\$	154	1.0%
Total	\$	15,769	100.0%

Industry Segment Collections Trend - YoY % Chg

SEGMENT	Jun	Jul	Aug	Sep	Oct	Nov
Retail Trade	11.7%	15.2%	-12.6%	10.6%	-13.0%	-5.9%
Manufacturing	244.7%	210.3%	297.9%	-34.1%	104.4%	-2.8%
Recreation, Arts, Entmt	8.7%	319.7%	53.0%	-59.5%	-70.3%	-71.0%
Admin, Support, Waste Mgmt	-16.0%	91.2%	-5.6%	20.5%	-12.9%	-7.5%
Telecom	50.4%	40.7%	5.3%	105.8%	42.9%	77.4%
All Others	-32.1%	-20.8%	15.5%	-28.5%	-56.1%	-56.3%
Total Collections	23.6%	31.7%	13.1%	0.3%	-3.1%	-22.5%

Sales Tax Collections by Industry Segment



© 2023 All Rights Reserved

Data Source: Texas Comptroller of Public Accounts

HdL Companies